

**CITY OF SANTA CRUZ WASTEWATER TREATMENT
PLANT**

PRETREATMENT PROGRAM



2019
ANNUAL REPORT

**COMPILED BY THE ENVIRONMENTAL
COMPLIANCE PROGRAM
CITY OF SANTA CRUZ WWTF**

PRETREATMENT ANNUAL REPORT

PCS Data Entry Form

PPS1

POTW Name: City of Santa Cruz Wastewater Treatment Plant

NPDES Permit #: CA0048194

Period Covered By This Report: 1-1-19 to 12-31-19
(PSSD) (PSED)
Start Date End Date

Number of Significant Industrial Users in SNC With Pretreatment Compliance Schedule: 0 (SSNC)

Number of Notices of Violation and Administrative Orders Issued Against Significant Industrial Users: 4 (FENF)

Number of Civil and Criminal Judicial Actions Against Significant Industrial Users: 0 (JUDI)

Number of Significant Industrial Users with Significant Violations Published: 0 (SVPU)

Number of Industrial Users From Which Penalties Have Been Collected: 0 (IUPN)

CONTENTS

SECTION I	ANALYSIS OF POLLUTANTS IDENTIFIED IN SECTION 307(A) OF THE CLEAN WATER ACT, POLLUTANTS CONTRIBUTING TO UPSET, INTERFERENCE, AND PASS-THROUGH
SECTION II	BASELINE MONITORING REPORTS
SECTION III	LIST OF INDUSTRIAL USERS
SECTION IV	2019 FOURTH QUARTERLY STATUS REPORT
SECTION V	SUMMARY OF COMPLIANCE AND ENFORCEMENT ACTIVITIES
SECTION VI	PRETREATMENT PROGRAM CHANGES
SECTION VII	PRETREATMENT PROGRAM BUDGET SUMMARY
SECTION VIII	PUBLIC PARTICIPATION
SECTION IX	CHANGES IN SLUDGE DISPOSAL
SECTION X	COUNTY OF SANTA CRUZ PRETREATMENT PROGRAM REPORT 2019

SECTION I. ANALYSIS OF POLLUTANTS IDENTIFIED IN SECTION 307(A) OF THE CLEAN WATER ACT, POLLUTANTS CONTRIBUTING TO PASS-THROUGH

This section summarizes the results of analyses of pollutants regulated at the Section 307A of the Clean Water Act.

1. The term *Interference* as defined at 40 CFR 403.3 is a discharge which, alone or in conjunction with a discharge or discharges from other sources, both:
 - (1) *Inhibits or disrupts the POTW, its treatment processes or operations, or its sludge processes, use or disposal; and*
 - (2) *Therefore is a cause of a violation of any requirement of the POTW's NPDES permit (including an increase in the magnitude or duration of a violation) or of the prevention of sewage sludge use or disposal in compliance with the following statutory provisions and regulations or permits issued thereunder (or more stringent State or local regulations): Section 405 of the Clean Water Act, the Solid Waste Disposal Act (SWDA) (including title II, more commonly referred to as the Resource Conservation and Recovery Act (RCRA), and including State regulations contained in any State sludge management plan prepared pursuant to subtitle D of the SWDA), the Clean Air Act, the Toxic Substances Control Act, and the Marine Protection, Research and Sanctuaries Act.*
2. The term *Pass Through* as defined at 40 CFR 403.3 means a discharge which exits the POTW into waters of the United States in quantities or concentrations which, alone or in conjunction with a discharge or discharges from other sources, is a cause of a violation of any requirement of the POTW's NPDES permit (including an increase in the magnitude or duration of a violation).

Plant performance during the year showed no evidence of interference or pass-throughs contributed by dischargers. In addition, comprehensive analyses of all reports from the regulated and permitted industries in Santa Cruz was conducted in preparation of this report.

The analyses showed no evidence of any discharge qualifying for this designation in 2019.

Violations of NPDES effluent discharge limits for TOC and Fecal Coliform were assessed for compliance with the requirements of this section in 2019, and were found to be due to other causes. However, in response to these violations, the pretreatment program examined potential discharge sources, which could possibly effect these conventional pollutant concentrations in the influent and/or disrupt plant process efficiency to increase such concentrations in the effluent.

TOC: After a sampling study of each sewer trunk-line to WWTF revealed relative TOC concentrations characteristic of domestic sewer discharge, Pretreatment program attention focused on one significant industrial user manufacturing foods, Santa Cruz Nutritionals (SCN), as well as five microbreweries, which had potential to introduce significant sources of TOC to WWTF influent.

In comparison with data collected in previous years, additional samples of SCN effluent in 2019 revealed no marked increase in TOC concentrations, nor increases in total TOC load, discharged to the sewer.

Pretreatment program also initiated a regular sampling program in 2019 to study the sewer discharge and production history of each local microbrewery. Analysis of 90 effluent samples from the microbreweries showed TOC values in ranges characteristic with breweries previously studied in other sewer districts in the country. Considering this data in combination with each local microbrewery's yearly production totals, ranging from 550-2,500 barrels per year and generally unchanging in the past couple years, classifies these facilities among those industrial users having low potential to significantly increase total TOC load to the headworks and/or adversely effect WWTF treatment processes.

Finally we engaged the services of a reputable environmental engineering firm to assist the analyses and offer recommendations for managing the growing microbrewery industry for the future.

Fecal Coliform: Analyses of the treatment process and the influent quality for the UV disinfection system were undertaken following unusual failures of the disinfection system to specifically meet the Fecal Coliform limits while passing for the other indicators a few times in 2019. Pretreatment worked with the Laboratory to analyze the disinfection stream and sought indications of sources and types of the interference required in this analysis.

The results indicate the preponderance of large concentrations of unusually large bacterial cells of the Bacilli strain as well as other large filaments including Beggiatoa post-secondary treatment processes. These larger bacteria forms were tested in the laboratory in controlled tests and the results indicated the effective reduction of UV 254nm transmission of up to 5% which may be significant enough to occlude in line UV radiation and reduce WWTF disinfection efficiency.

Pretreatment began researching the individual nutrient needs of each specific filament observed by WWTF microbiology, allowing recognition of local industrial users whose effluent may favor growth of such potentially problematic biota. While most published research on the topic of growth and selection of specific filaments focused on wastewater treatment utilizing activated sludge, rather than source control, Pretreatment was able to learn that the locally observed filaments, Thiotrix, Beggiatoa, type 0041, type 021N, S. natans, and Nocardia, prefer in general waters having low concentrations of nutrients (nitrogen & phosphorus) and high concentrations of readily biodegradable organic substrates. As such, the aforementioned significant industrial user SCN has potential to discharge wastewaters of this type, yet as previously mentioned,

sampling at this facility in 2019 revealed wastewater characteristics conforming to those observed in previous years and no relation appears with Fecal Coliform in WWTF effluent.

Pretreatment will continue to sample these suspect facilities, as well as consider the discharge significance of other industrial users, to protect the WWTF from future effluent violations of TOC and Fecal Coliform as we advance our current research and the state of the art of source control.

Pretreatment continues to utilize respirometry to check the toxicity of chemicals proposed for discharge to the sewer system, as well as to check the ideal conditions for the efficient biodegradation of TOC, supporting and informing knowledge of local wastewater treatment to avoid situations where pass-through may occur.

Pretreatment continues to deploy the semi-permeable membrane device (SPMD) for periods of 30 days in influent and effluent wastewater streams and analyze the analytical data to reveal the extent of resident trace organic contaminants and compounds of emerging concern in the wet and dry seasons. The concentrations observed indicate that the compounds do not currently pose challenges for violations and/or pass-through at WWTF.

Pretreatment continues to support and manage the local Extended Producer Responsibility Ordinance with medication and sharps take-back, to avoid the inefficient treatment and pass-through of such drugs and pharmaceuticals. Many pharmacies throughout the City continue to collect unwanted medications and several outdoor sharps-deposit kiosks are installed locally—the numbers of which are increasing regularly.

Finally, all biosolids product from the facility was land applied and was of quality consistent with the regulations.

SECTION II. BASELINE MONITORING REPORT.

BASELINE MONITORING REPORTS

Industry Baseline Monitoring Reports (BMR) have been reviewed in order to reflect any changes undertaken by permitted industries during the course of 2019.

Changes in status include:

Santa Cruz Hotel Partners LLC was issued a temporary dewatering permit for discharge to sanitary sewer for construction to take place at 215 Beach Street. Baseline monitoring shows extracted groundwater is in compliance with the local Sewer System Ordinance, Chapter 16.08, and suitable for discharge. Sewer Discharge has not yet taken place at this location.

Palo Alto Concrete & Construction Inc. was issued a temporary onsite-accumulated rainwater discharge permit for discharge to sanitary sewer for construction to take place at 550 Second Street.

Lotus Management Inc. was issued a temporary dewatering permit for discharge to sanitary sewer for construction to take place at 313 Riverside Avenue. Baseline monitoring shows extracted groundwater is in compliance with the local Sewer System Ordinance, Chapter 16.08, and suitable for discharge. Groundwater discharge has concluded.

Bristol Santa Cruz LLC was issued a temporary dewatering permit for discharge to sanitary sewer for construction to take place at 135 Dubois Street. Baseline monitoring shows extracted groundwater is in compliance with the local Sewer System Ordinance, Chapter 16.08, and suitable for discharge. Groundwater discharge has concluded.

Pacific West Builders was issued a temporary dewatering permit for discharge to sanitary sewer for construction to take place at 350 Ocean Street. Baseline monitoring shows extracted groundwater is in compliance with the local Sewer System Ordinance, Chapter 16.08, and suitable for discharge.

Granite Construction Co. Inc. was issued a temporary dewatering permit for discharge to sanitary sewer for construction to take place at 616 Atlantic Avenue. Baseline monitoring shows extracted groundwater is in compliance with the local Sewer System Ordinance, Chapter 16.08, and suitable for discharge. Groundwater discharge has concluded.

Permits were renewed to the following Industrial Users in 2019:

- **City of Santa Cruz Water Department**
- **City of Santa Cruz, Class III Landfill**
- **Santa Cruz Biotechnology**

Permits were renewed for the following local Liquid Waste Haulers in 2019:

- **Allard's**
- **Greenline**
- **Hensley Construction**
- **Pete's Outflow**

The following is the current version of the City's Baseline Monitoring Report Form as made available to the public through the City's website at:

<http://www.cityofsantacruz.com/home/showdocument?id=6019>

INFORMATION REQUIREMENTS FOR BASELINE MONITORING REPORT

CITY OF SANTA CRUZ PRETREATMENT PROGRAM INSTRUCTIONS FOR BASELINE MONITORING REPORT

Following are instructions for filling out the "Information Requirements for Baseline Monitoring Report" form:

1. Briefly describe the nature of business or service performed at this facility. This description should include all manufacturing processes, including those not related to the categorical industry (use additional sheets if necessary).
2. Give the production rate of this facility (usually given as an annual average production or monthly average).
3. Provide the appropriate Standard Industrial Classification (SIC) code for this facility.
4. Self-explanatory.
5. Provide average and maximum waste flows from all regulated process streams. If process waste streams are combined either with other process waste streams or non-process (sanitary, cooling water, etc.) waste streams, these individual flow rates should be given.
6. Each industrial user will sample, analyze and report on all regulated pollutants specific to each process (refer to appropriate subcategory in regulations for specific pollutants). An attachment should be provided indicating the types of samples (i.e., grab, composite, flow proportioned) the frequency and number of samples; time, date, and locations of the sampling events; and certification that the method of analysis meets the regulatory requirements. The facility must ascertain whether it can meet the 30-day average, calculated average, daily maximum or calculated maximum limit. All pretreatment standards are process related and a facility must comply with the standard at the end of each regulated process. However, EPA recognizes that many facilities combine their wastewater process lines, cooling water, and sanitary wastes prior to treatment or discharge to municipal sewers. Hence, a facility can sample at a combined point, but will need to adjust the categorical limit by employing the *Combined wastestream formula* which is contained in Section 403.6(e) of the General Pretreatment Regulations (Federal Register January 28, 1981). If this is the case with your facility, you must employ the formula and provide all additional data used for calculations. For further explanation, please refer to 40 CFR 403.6(e).
7. If answer was yes, skip Question 8, and go to Question 9.
8. An explanation is needed describing how the facility intends to meet Categorical Standards. If additional pretreatment and/or operations and maintenance are required, then an attachment must be provided describing the proposed system and a schedule of dates for commencement and completion of events leading to the construction and operation of the system.
9. Any other environmental control permits (i.e., NPDES, hazardous material, etc.) held by this facility must be listed.

INFORMATION REQUIREMENTS FOR BASELINE MONITORING REPORT

Facility Name _____

Owner/Operator _____

Address _____

1) Briefly describe the products produced and manufacturing process used in your operation

_____.

2) Production Rate: _____

3) SIC Code: _____

4) Facility Diagram: Attach a copy of your facility flow schematic diagram of all regulated process, including points of discharge to the sanitary sewer system.

5) Wastewater Flow Measurement:

Regulated Process Daily Average Daily Maximum Estimated (E)
(Type) (gal/day) (gal/day) or Measured (M)

Non-Regulated Daily Average Daily Maximum Estimated (E)
Process (Type) (gal/day) (gal/day) or Measured (M)

6) Measurement of Pollutants: Attach the most recent results from the sampling and analysis during normal working hours of all regulated process streams including the following information:

- a. Sample Type (i.e., flow proportional, composite, grab)
- b. Frequency of Samples
- c. Time, date, and location of sampling event
- d. Method of analysis
- e. Comparison of results with applicable pretreatment standards
- f. If alternate limits (i.e., combined wastestream formula) are calculated, include the limit and all supporting data.

SECTION III. LIST OF INDUSTRIAL USERS.

Complete Business Listing by Class

CLASS	IU Name	IU Number	Business Address
Agency	Dominican Rehabilitation Center	127	610 Frederick Street
	Sutter Urgent Care	1114	2025 Soquel Avenue
AUTO BODY	Affordable Repairs Paint & Body	982	1025 B Water Street
	Art of Steel	208	105 Bronson Street
	Bordner Auto Body	71	130 Center Street
	Chuck Fanucci Auto Body	92	211 Mcpherson Street
	Keener Auto Body	653	1215 Water Street
	Perrigos	260	251 Washington Street
	Riley Collins	103	113 Watson Street
	Santa Cruz Auto Body Inc.	299	324 River Street
	Scotts Body Shop	328	140 Center Street
	Smitty's Restoration	878	1218 Fair Avenue
	Westons Auto	404	1298 Fair Avenue
	Auto One	651	1215 Water Street
	Auto Trade Center	1090	1000 Water Street
	North Bay Ford Dealership	248	1999 Soquel Avenue
	Ocean Motorsports	1078	1303 Ocean Street
AUTO DEALER	Santa Cruz Nissan	898	1605 Soquel Avenue
	Santa Cruz Nissan Dodge Volkswagen	310	1616 Soquel Avenue
	Santa Cruz Nissan/Volkswagen	322	1616 Soquel Avenue
	Santa Cruz Volkswagen Dodge	924	1616 Soquel Avenue
	Abraham Auto Detail	646	1000 Water Street
	Central Coast Audio and Tint	300	1207 Water Street
	Tims Auto Electric	377	226 Benito Avenue
	Autoworld Sales and Leasing	27	725 Soquel Avenue
	Avis Rent a Car	28	630 Ocean Street
	Enterprise	140	919 Ocean Street
AUTO RENTAL	First Transit	209	117 Fern Street
	Hertz Local Edition	173	130 Center Street
	Aamco Transmissions	11	1218 Ocean Street
	Absolute Auto Glass, Inc	1087	1709 Soquel Avenue
	Advanced Auto	13	1025 Water Street
	AE Motorsports	671	140 Sylvania Street

	Ainsworth	142	815 Almar Avenue
	Aloha Motors	880	1303 Ocean Street
	Big O Tires	655	1219 Soquel Avenue
	Calderon Tires	524	309 Front Street
	Cashs Automotive Service	84	619 River Street
	City of Santa Cruz Fleet Services	93	1125 River Street
	County of Santa Cruz Fleet Services	112	701 Ocean Street
	Cycle Revolution	805	127 Benito Avenue
	De Laveaga Service Center	652	1215 Water Street
	Doc Auto	427	908 Ocean Street
	Fidelity Automotive	149	916 Soquel Avenue 5 E
	Firestone Complete Auto Care	662	510 Water Street
	Goodyear Tires & Auto Repair	162	1203 Water Street
	Graniterock-Fleet Maintenance Yard	164	129 Coral Street
	Hennings Werkstatt Inc.	171	1025 Water Street
	Jiffy Lube, Store # 2334	187	1705 Soquel Avenue
	Jim Ludy Automotive Maintenance	188	501 Soquel Avenue
	Las Animas - Auto	801	146 Encinal Street
	Legacy Automotive	212	318 River Street
	Lloyd's Tire Service	523	303 River Street
	Marty Mechanic	228	1915 15th Avenue
	Mission Auto Care	535	823 Mission Street
	Mobile German Auto Works	238	1743 Escalona Drive
	Monterey Bay Automotive	240	318C River Street
	Ocean Auto Repair	892	1415 Ocean Street
	P. Magana Tires	1086	110 Stanford Avenue
	Polar Radiator Service Inc.	270	114 Coral Street
	Precision Mercedes	650	1191 Water Street
	Rene's Auto Repair	279	501 Soquel Avenue
	Reyes Auto Repair	511	1000 Water Street
	RPM Auto Repair	290	1025-C Water Street
	Rustys Honda and Mazda Repair	292	318 River Street
	Santa Cruz Auto Tech	302	738 N Branciforte Avenue
	Santa Cruz Automotive	303	1000 Water Street
	Santa Cruz High School Auto Shop	312	415 Walnut Avenue
	Santa Cruz Imported Truck Service	313	132 Benito Avenue

	Santa Cruz Metro Transit District	318	120 Golf Club Drive
	Santa Cruz Motorsports	320	211 Cedar Street
	Smog Plus Service	1092	1505 Soquel Avenue
	Stanford Ave. Garage	338	110 Stanford Avenue
	The Engine Room	373	125 Front Street
	Van Café	400	1823 Soquel Avenue
	Water Star Motors	403	318 A River Street
	Westside Auto Repair	104	115 Mcpherson Street
	Wheel Works	417	220 Front Street
AUTO SALES	Argus Co.	1075	905 Water Street
	Beach Auto Sales/Pacific Avenue Motors	37	512 Pacific Avenue
	Sunset Auto Sales	966	1800 C Soquel Avenue
AUTO WASH	Beach Cities Auto Detail	1070	434 Barson Street
	Bei Scott Car Wash/Water	43	827 Water Street
	Santa Cruz Metro Transit District	319	1200 River Street
	Westside Carwash	42	2321 Mission Street
	Whalers Car Wash	406	2001 Soquel Avenue
AUTO- MOTORCYCLE SALES			
	Stoodley's Saw Service	116	127 Benito Avenue
BAKERY	Allbright's Donut Shoppe	17	1055 Water Street
	Bagelry on Seabright Avenue	31	1636 Seabright Avenue
	Beckmann's Bakery	39	104 Bronson Street
	Companion Bakeshop	41	2341 Mission Street
	Emilys Good Things To Eat	138	1129 Mission Street
	Ferrells Donut Shop #1	147	2227 Mission Street
	Ferrells Donut Shop #2	148	1403 Ocean Street
	Kellys French Bakery	195	401 Ingalls Street
	The Buttery	372	702 Soquel Avenue
BOAT REPAIR	Monterey Bay Marine Engine Co.	241	555 Brommer Street
	Santa Cruz Harbor Boatyard	323	495 Lake Avenue
Brewery	Humble Sea Brewing Co	869	820 Swift, # A Street
	Venus Spirits	974	427-A Swift Street
	Seabright Brewery	329	519 Seabright Avenue
	Shanty Shack Brewing	949	138 Fern Street
	Santa Cruz Mountain Brewing	679	402 Ingalls, #27 Street
	Uncommon Brewers	961	303-40-H Potrero Street

CONVALESCENT	New Life Center	245	707 Fair Avenue
DENTAL	A. Gavin McClure, DDS	1109	525 Center Street
	Audrey Wingo DDS	1121	550-G Water Street
	Christie Family Dentistry	1122	550-E1 Water Street
	Dientes Community Dental Beach Flats Clinic	1108	302 Riverside Avenue
	Donald P Connolly DDS	1113	824 Mission Street
	E. John Baron DDS Inc	1118	550-L1 Water Street
	Five Gables Family Dentistry	1107	500 Mission Street
	Heit Family Dentistry	1111	903 Cedar Street
	Kai Family Dentistry	1117	550-i5 Water Street
	Larson Don W DDS	1112	916 Center Street
	Mission Hill Dental	1106	615 Mission Street
	New Street Dental	722	525 Center Street
	Randall Medefesser DDS	1119	550-J1 Water Street
	Santa Cruz Dental Group	1104	1017 Mission Street
	Santa Cruz Dentists	1110	1200 Pacific Avenue 6 235-Q
	Santa Cruz Pacific Dental	1120	550-J2 Water Street
	Santa Cruz Smiles	1105	930 Mission Street
	Western Dental Inc.	912	1107 Ocean Street
DRY CLEANER	Pacific Dry Cleaners	819	507 Cedar Street
	Almar Cleaners and Shoe Repair I	18	857 Almar Avenue
	Del Mar Cleaners	122	1307 Soquel Avenue
	Mission Dry Cleaner	236	1224 Mission Street
	Vapor Cleaners	397	285 Water Street
FOOD CATER	An Epicurious Lifestyle	598	104 Bronson Suite 13 Street 6 13
	Creative Cultures	590	2131 Delaware Avenue
	Kitchen Santa Cruz	291	216 A Fern Street
FOOD MARKET	Days Market Liquors & Deli	120	526 Seabright Avenue
	Del Pueblo Market	123	2118 Soquel Avenue
	Food Bin & Herb Room	447	1130 Mission Street
	La Plaza Market	141	341 Ocean Street
	New Leaf Market	244	1101 Fair Avenue
	Ocean Market Market & Deli	1067	304 Ocean Street
	Safeway	295	2203 Mission Street
	Safeway Stores on Morrissey	296	117 Morrissey Boulevard
	Shoppers Corner/Meat Dept.	332	622 Soquel Avenue

	Staff Of Life Market	430	1266 Soquel
GAS STATION	7-Eleven #38003	393	1319 Ocean Street
	7-Eleven #38006	394	2202 Mission Street
	Apco Gasoline	23	1725 Mission Street
	Chevron	388	904 Mission Street
	Chevron	251	404 Soquel Avenue
	Flyers	689	139 Encinal Street
	Ocean Shell	389	805 Ocean Street
	OM Group Mission Street	396	335 Mission Street
	Om Mart - 76	1094	1516 Soquel Avenue
	Rod & Ros Inc. dba ARCO	286	1024 Water Street
	Rotten Robbie #35	288	1906 Mission Street
	Santa Cruz County Fleet Services	308	691 Ocean Street
	Sav on Gasoline	326	1415 Ocean Street
	Soquel Auto Sales	390	1505 Soquel Avenue
	US Pro	534	823 Mission Street
	Valero	1096	1319 Ocean Street
	Valero Gas and Shop - Soquel Ave	395	1516 Soquel Avenue
HOTEL	Best Western All Suites Inn	46	500 Ocean Street
Laboratory - Commercial	QuantaPhy	967	440 Encinal Street
	Santa Cruz Biotechnology	305	2141 Delaware Avenue
	Dovetail Genomics	799	2161 # B Delaware Avenue
	Two Pore Guys	798	2161 Delaware Avenue
MANUFACTURING	Anatometal Inc.	20	165 Dubois Street
	Grizzly Powder Coating	803	397 Coral Street
RECREATION VEHICLE REPAIR	RV Service Center	293	2525 Mission Street
RESTAURANT	515 Kitchen and Cocktails	33	515 Cedar Street
	Akira Sushi	89	1222 Soquel Avenue
	Alderwood	483	155 Walnut Street
	Aldo's Harbor Restaurant	15	616 Atlantic Avenue
	At Thai Recipe	370	2106 A Mission Street
	Bad Animal Books	1065	1011 Cedar Street
	Bagelry on Cedar Street	30	320 A Cedar Street
	Bantam	572	1010 Fair Avenue
	Beach Market	460	120 Riverside Avenue

	Beach Street Café	38	399 Beach Street
	Beach Street Pizza and Bar	167	303 Beach Street
	Betty Burgers	47	505 Seabright Avenue
	Betty's Eat Inn	476	1222 Pacific Avenue
	Betty's Noodle House	481	920 Pacific Avenue
	Bistro One	669	1060 River Street 1 112
	Blaze Pizza	1015	1901, Suite 102 Mission Street
	Boardwalk Bowl	1022	115 Cliff Street
	Boardwalk-Surf City Grill	66	400 Beach Street
	Boardwalk/Barbary Coast	51	400 Beach Street
	Boardwalk/Barnacle Bills	52	400 Beach Street
	Boardwalk/Beach Deck	53	400 Beach Street
	Boardwalk/Burgers	54	400 Beach Street
	Boardwalk/Cali Wraps	953	400 Beach Street
	Boardwalk/Coasters Bar-Grill	55	400 Beach Street
	Boardwalk/Coconut Grove	56	400 Beach Street
	Boardwalk/Dipper Diner	57	400 Beach Street
	Boardwalk/Fish & Fry	58	400 Beach Street
	Boardwalk/Fishermans Galley	59	400 Beach Street
	Boardwalk/Funnel Cakes	60	400 Beach Street
	Boardwalk/Handout	62	400 Beach Street
	Boardwalk/Hot Dawgs	63	400 Beach Street
	Boardwalk/Hot Dog/Chicken	64	400 Beach Street
	Boardwalk/Pizza Hut/Taqueria	65	400 Beach Street
	Boardwalk/Twinkies	61	400 Beach Street
	Boardwalk/World Grill	508	400 Beach Street
	Boca del Cielo Inn	616	118 First Street
	Boccis Cellar	67	140 Encinal Street
	Branciforte Middle School	692	315 Poplar Avenue
	Burger	521	1520 Mission Street
	Burger King on Mission Street	74	2015 Mission Street
	Burger King on Soquel Avenue	75	1302 Soquel Avenue
	Buttercup Cakes	247	1411 Pacific Avenue
	Café Brazil	76	1410 Mission Street
	Cafe Delmarette	479	1126 Pacific Avenue
	Café El Palomar	77	2222 East Cliff Drive

	Cafe Gratitude	480	103 Lincoln Street
	Café Limelight	79	1016 Cedar Street
	Café Mare	80	740 Front Street
	Catalyst	85	1011 Pacific Avenue
	Central Coast Creamery	1098	725 Front Street
	Central Coast Juicery	1089	111 Locust Street
	Charlie Hong Kong Noodles	88	1141 Soquel Avenue
	Chipotle	157	550 River Street
	Chocolate	91	1522 Pacific Avenue
	Civic Center/Santa Cruz	97	307 Church Street
	Coffeetopia	101	1723 Mission Street
	Coffeeville	928	533 Ocean Street
	Coldstone Creamery	102	1129 Pacific Avenue
	Costco	109	220 Sylvania Avenue
	County Cafeteria	110	701 Ocean Street
	County Jail/Foodservices	111	259 Water Street
	Crepe Place	114	1134 Soquel Avenue
	Crow's Nest	115	2218 East Cliff Drive
	Cruz Creamery	950	815 Ocean Street
	De La Hacienda	172	354 Washington Street
	De LaVeaga Golf Course/Restaurant	121	401 Upper Park Road
	DeLaveaga Elementary School	124	1145 Morrissey Boulevard
	Denny's	125	1515 Ocean Street
	Dominoes Pizza	129	2391 Mission Street
	Donnelly Fine Chocolates	130	1509 Mission Street
	Dream Inn	131	175 West Cliff Drive
	Dunkin Donuts	1004	1314 Ocean Street
	Earth Belly	706	381 Soquel Avenue
	El Hermoso Mar	203	313 Beach Street
	El Huarache	532	920 Pacific Avenue
	El Palomar	134	1336 Pacific Avenue
	El Salchichero	678	402 Ingalls Street 6 5
	Elks Lodge No. 824	136	150 Jewell Street
	Engfer Pizza Works	139	537 Seabright Avenue
	Extra Kitchen Specialty Food Commercial Kitchen	346	254 Potrero Street
	Falafel House	143	113 Walnut Avenue

	Falafel Hut	144	309 Beach Street
	Falafel Of Santa Cruz	145	1510 Mission Street
	Feel Good Foods, Kitchen	146	306 Potrero Street
	FireFish Grill	410	460 Municipal Wharf
	Firefly Cafe	486	131 Front Street
	Five Guys	364	1101 Pacific Avenue
	Foster Freeze on Laurel Street	152	229 Laurel Street
	Front Street Kitchen	487	504-A Front Street
	Front Street Residential	154	126 Front Street
	Gabriella Café	155	910 Cedar Street
	Georgiana Bruce Kirby Prep School	501	425 Encinal Street
	Golden City	159	1230 Mission Street
	Golden Palace	201	415 Ocean Street
	Greek Orthodox Church	165	223 Church Street
	Grocery Outlet	882	120 Morrissey Boulevard
	Harbor High School	168	300 La Fonda Avenue
	Harvey West Clubhouse	170	325 Evergreen Street
	Hindquarter Bar & Grill	174	303 Soquel Avenue
	Hom Korean Kitchen	175	1100 Pacific Avenue
	Homeless Community Resource Center	176	115 Coral Street
	Hula's Island Grill	90	221 Cathcart Street
	I Love Sushi	488	516 Front Street
	Ideal Bar & Grill	177	106 Beach Street
	Ike's Love & Sandwiches	1003	1318 Ocean Street
	India Joze	194	418 Front Street
	Iveta Gourmet	444	2125 Delaware Avenue
	Jack In The Box	178	640 Ocean Street
	Jacks Hamburgers	179	202 Lincoln Street
	Jake's Coffee Bar	484	46 Front Street
	Jalapenos Taqueria on Laurel Street	180	206 Laurel Street
	Jamba Juice	182	1550 Pacific Avenue
	Java Cruz Coffe Shop	358	920 Pacific Avenue
	Java Junction	183	519 Seabright Avenue
	Java Junction	375	2222 East Cliff Drive
	Java Junction River St	184	580 River Street
	Jefferys Restaurant	186	2050 Soquel Avenue

	Joe's Pizza & Subs	190	841 N Branciforte Avenue
	Johnny's Harborside	191	493 Lake Avenue
	Kiantis Pizza and Pasta	200	1100 Pacific Avenue
	Kuumbwa Jazz Center	202	320 Cedar Street
	La Posada	206	609 Frederick Street
	La Posta	207	538 Seabright Avenue
	Laili Restaurant	509	101 Cooper Street 6 B
	Las Palmas Taco Bar	211	55 Front Street
	Lillian's Italian Kitchen	890	1148 Soquel Avenue
	Linda's Seabreeze Café	215	542 Seabright Avenue
	Little Caesars	216	233 Ocean Street
	Loard's Ice Cream	533	307 Beach Street
	Los Pinos	220	2019 Pacific Avenue
	Los Primos Taqueria	363	425 Barson Street
	Louden Nelson Center	221	301 Center Street
	Lulu Carpenters	222	1545 Pacific Avenue
	Lupulo Craft Beer House	618	233 Cathcart Street
	M.G. Sushi	1084	1733 Seabright Avenue
	Mackenzies Kandy Kitchen	224	1492 Soquel Avenue
	Malabar Restaurant	489	514 Front Street
	Mandarin Gourmet	217	1010 Cedar Street
	Mariannes Ice Cream	225	1020 Ocean Street
	Mariannes-Westside Production	226	2100 Delaware Avenue
	Marini's Westside Production	758	322 Ingalls Street
	May's Sushi Restaurant	230	1800 Soquel Avenue
	McDonald's	231	1210 Ocean Street
	McDonalds, Mission	232	1421 Mission Street
	Mission Hill Creamery	512	1101 Pacific Avenue 5 B
	Mission Hill Junior High Kitchen	237	425 King Street
	Mission Street Barbeque	198	1618 Mission Street
	Mobo Sushi & The Moon	239	105 River Street
	Motiv	490	1209 Pacific Avenue
	Mozaic	99	110 Church Street
	Mumbai Delights	199	810 Pacific Avenue
	Mutari	561	504A Front Street
	New Leaf Community-Pacific Avenue	243	1134 Pacific Avenue

	Nick The Greek	495	1133 Pacific Avenue
	Ninety Nine Bottles	246	110 Walnut Avenue
	TZONE	446	1717 Mission Street
	Monster Pot	250	431 Front Street
	Oswald's	491	121 Soquel Avenue
	Oyunaa's Mongolian Cuisine	34	1209 Soquel Avenue
	Pacific Blue Inn	492	636 Pacific Avenue
	Pacific Cookie Company	254	1203 Pacific Avenue
	Pacific Cookie Company	255	303 Potrero Street
	Pacific Cultural Center	256	1307 Seabright Avenue
	Pacific Thai	257	1319 Pacific Avenue
	Panda Express	517	2121 Mission Street
	Paradox Hotel	384	611 Ocean Street
	Parish Publick House	456	841 Almar Avenue
	Pearl of the Ocean	334	736 Water Street
	Peet's Coffee & Tea	262	1409 Pacific Avenue
	Penny Ice Creamery	493	913 Cedar Street
	Phoenix Restaurant	264	2301 Mission Street
	Pizza My Heart	265	1116 Pacific Avenue
	Pizzeria Avanti	281	1711 Mission Street
	Plantronics	267	345 Encinal Street
	Pleasure Pizza	253	1415 Pacific Avenue
	Poet & Patriot Irish Pub	268	320 Cedar Street
	Poke House	1097	1543 Pacific Avenue
	Poki Bowl	50	1121 Soquel Avenue
	Pono Hawaiian Grill	117	120 Union Street
	Portuguese Hall	271	216 Evergreen Street
	Pour Taproom -Surf City Kitchen	1012	110 Cooper Street
	Quality Market	274	221 Riverside Avenue
	Quickly	193	1010 Pacific Avenue
	Real Thai Kitchen	277	1632 Seabright Avenue
	Red Restaurant and Bar	278	200 Locust Street
	Ristorante Avanti	457	1917 Mission Street
	Ristorante Italiano	282	555 Soquel Avenue
	River Café and Cheese Shop	284	415 River Street
	River Street Shelter	285	115 Coral Street

	Rosie McCanns Irish Pub	287	1220 Pacific Avenue
	Royal Taj India Cuisine	1074	270 Soquel Avenue
	Sabieng Thai House	294	1218 Mission Street
	Sala Thai	369	353 Soquel Avenue
	Samba Rock Café	298	291 Water Street
	Santa Cruz Bible Church	304	440 Frederick Street
	Santa Cruz Coffee Roasting Co.	306	1330 Pacific Avenue
	Santa Cruz Diner	309	909 Ocean Street
	Santa Cruz Hotel	537	1003 Cedar Street
	Santa Cruz Sports Arena	530	140 Front Street
	Sante Adairius Rustic Ales	1017	1315 Water Street
	Saturn Café	324	145 Laurel Street
	Sawasdee By the Sea	83	101 Main Street
	Seabright Deli	1079	415 Seabright Avenue
	Sentinel Cafe	482	877 Cedar Street
	Serendipity Saucy Spreads	519	306 Potrero Street
	Sesame Korean Grill	499	435 Front Street
	Shogun Restaurant	331	1123 Pacific Avenue
	Shrine Coffee	765	544 West Cliff Drive
	Shun Feng	107	420 River Street
	Snap Taco	21	1108 Pacific Avenue
	Soif	333	105 Walnut Avenue
	Soquel Quality Meat Market #2	1069	341 Ocean Street
	St Francis Kitchen	335	205 Mora Street
	Stagnaro Bros. Seafood	337	320 Washington Street
	Starbucks Coffee	339	1335 Pacific Avenue
	Starbucks-Ocean St	946	745 Ocean Street
	Steamer Lane Supply	766	701 West Cliff Drive
	Subway	804	811 Ocean Street
	Subway #49918	643	1723 Soquel Avenue
	Subway Sandwiches	341	2215 Mission Street
	Subway Sandwiches	342	825 Pacific Avenue
	Sunshine Villa	344	80 Front Street
	Surf City Billiards Bar & Cafe	496	931 Pacific Avenue
	Kind Brewery	78	429 Front Street
	Sushi Totoro	347	1701 Mission Street

	Sweet Curls	1066	1010 Pacific Avenue
	Tabby Cat	510	1101 Cedar Street
	Taco Bell 3175 on Soquel Avenue	351	1404 Soquel Avenue
	Taco Bell on Mission Street	352	1405 Mission Street
	Tacos Morenos	353	1053 Water Street
	Tams Chinese Restaurant	355	2403 Mission Street
	Taqueria Agave	151	1836 Soquel Avenue
	Taqueria Jalapenos y Pupuseria	73	107 Leonard Street
	Taqueria La Cabana	359	2332 Mission Street
	Taqueria Los Pericos	360	139 Water Street
	Taqueria Santa Cruz	361	2215 Mission Street
	Taqueria Santa Cruz Two	362	1002 Soquel Avenue
	Taqueria Vallarta	365	608 Soquel Avenue
	Taqueria Vallarta	366	1221 Mission Street
	The Abbey Coffee, Art & Music Lounge	475	380 Mission Street
	The Habit Burger Grill	903	1400 Suite 2 Ocean Street
	The Picnic Basket	506	125 Beach Street 6 B
	The Sandwich Shop	275	1010 Pacific Avenue
	The Water St. Grill	659	503 Water Street
	Togo's	649	849-B Almar Avenue
	Togo's Great Sandwiches	378	902 Ocean Street
	Tony & Albas Pizza	380	817 Soquel Avenue
	Top a Lot Yogurt	381	738 Water Street
	Tramonti	357	528 Seabright Avenue
	Upper Crust Pizza	391	2415 Mission Street
	Vasilis	398	1501 Mission Street
	Verve Coffee Roasters	500	1540 Pacific Avenue
	Verve Coffee Roasters	686	104 Bronson Street
	Verve Coffee Westside	824	1010 Fair Avenue 6 I
	Veterans Memorial Building	399	846 Front Street
	VIDA	975	1203 Mission Street
	VIM	371	2238 Mission Street
	Viva's Mexican Food	181	1201 Soquel Avenue
	Walnut Avenue Café	402	106 Walnut Avenue
	West End Tap & Kitchen	68	334 Ingalls Street
	Westside Coffee Company	405	849 Almar Avenue

	Wharf/Dolphin Restaurant	409	Municipal Wharf
	Wharf/Gildas Family Restaurant	411	494 Municipal Wharf
	Wharf/Marinis Munchies	412	Municipal Wharf
	Wharf/Olitas Cantina & Grill	414	650 Municipal Wharf
	Wharf/Riva Fish House	415	Municipal Wharf
	Wharf/Splash	408	Municipal Wharf
	Wharf/Stagnaro Bros. Seafood	416	Municipal Wharf
	Wharf/Woodies Cafe	505	25 Municipal Wharf N/A
	Whole Foods Market	418	911 Soquel Avenue
	Wingstop	514	845 Almar Avenue
	Woodstock's Pizza	420	710 Front Street
	Yan Flower	422	617 Pacific Avenue
	Your Place	205	1719 Mission Street
	Zacharys Restaurant	424	819 Pacific Avenue
	Zoccolis Delicatessen	425	1534 Pacific Avenue
CATEGORICAL	Persys Engineering	261	815 Swift Street
SIG NON-CATEGORICAL			
	City of Santa Cruz Water Treatment Plant	95	715 Graham Hill Road
	City of Santa Cruz, Class III Landfill	96	605 Dimeo Lane
	Santa Cruz Nutritionals	169	2200 Delaware Avenue
	University of California, Santa Cruz	440	1156 High Street
WASTE HAULER	Allard's Septic Service	16	12968 HWY 9 Highway, Boulder Creek, CA, 95006, USA
	California Department of Parks and Rec	81	303 Big Trees Park Road, Felton, CA, 95018, USA
	Coastal Septic	100	5460 McKinley Way, Felton, CA, 95018, USA
	Don Chapin Co / DBA Tom's Septic Construction	379	560 Crazy Horse Canyon Road, Salinas, CA, 93912, USA
	Green Planet Sanitation	1037	9319 East Zayante Road, Felton, CA, 95018, USA
	Greenline Liquid Waste Hauler	166	1128-A Madison Lane, Salinas, CA, 93907, USA
	Hensley Construction	441	9540 HWY 9 Highway, Ben Lomond, CA, 95005, USA
	Jeff Hill & Sons Excavation	185	485 Marion Avenue, Ben Lomond, CA, 95005, USA

	Mr Pumper Septic and Drain	242	676 West Drive,Felton,CA,95018,USA
	Pete's Outflow Technicians	263	3146 Valencia Road,Aptos,CA,95003,USA
	SeQuential Biodiesel	886	3333 35th Avenue
	Steve Johnson Coastal Septic	439	5843 Graham Hill Road,Felton,CA,95018,USA
	The Honey Bucket Man	927	PO Box 368 Center,Davenport,CA,95017,USA
	United Site Services of CA	1020	495 Brunken Street,Salinas,CA,93901,USA
WINERY	Bonny Doon Winery	69	328 Ingalls Street
	EQUINOX	969	427-C Swift Street
	MJA Vineyards	970	328-A Ingalls Street
	Santa Cruz Mountain Vineyard	971	334-A Ingalls Street
	Sones Cellars	973	334-B Ingalls Street

SECTION IV. FOURTH QUARTER STATUS REPORT

2019 FOURTH QUARTERLY STATUS REPORT

The following section includes significant program activities completed during the fourth quarter of 2019, including the compliance table and narrative summary of industrial users in violation of applicable pretreatment standards in the fourth quarter of 2019.

City of Santa Cruz
PRETREATMENT PROGRAM
Fourth Quarter 2019, Summary Attachment

All dischargers were in compliance during the 4th quarter of 2019



SECTION V. SUMMARY OF COMPLIANCE AND ENFORCEMENT ACTIVITIES

SUMMARY OF COMPLIANCE AND ENFORCEMENT ACTIVITIES

The following section summarizes the compliance and enforcement activities relating to the permitted industrial users within the purview of the City of Santa Cruz Pretreatment Program during the calendar year 2019.

SANTA CRUZ NUTRITIONALS – was in compliance throughout 2019.

PERSYS ENGINEERING – was in compliance throughout 2019.

SANTA CRUZ BIOTECHNOLOGY – was in compliance throughout 2019.

SANTA CRUZ CLASS III LANDFILL – was in compliance throughout 2019.

CITY OF SANTA CRUZ WATER DEPARTMENT self-reported the violation of their permitted limit for solids discharge on March 10th, June 10th, June 16th, August 4th, and September 23rd. This discharger self-monitors effluent weekly. Routine City pretreatment monitoring results from 12/9 - 12/10/19 showed that this discharger was in compliance with local limits. The local limit for TSS is 3,000mg/L.

A Warning letter and four Notices of Violation were issued, requiring them to re-monitor and submit a written report. This discharger is currently in compliance with the Local Limits.

SANTA CRUZ HARBOR BOATYARD (SCHB) – was in compliance throughout 2019.

UNIVERSITY OF CALIFORNIA AT SANTA CRUZ (UCSC) – was in compliance throughout 2019.

SECTION VI. PRETREATMENT PROGRAM CHANGES

PRETREATMENT PROGRAM CHANGES

The following are the most significant program changes that were implemented in 2019:

1. Staffing and impacts:

The program hired a new Environmental Compliance Inspector to replace one that separated from the City. After acquiring significant training the new Inspector took responsibility for a section of the city that is unusually impacted by storm water quality by the proximity of illegal encampments on storm drains around San Lorenzo River.

As a result of program intervention to prevent the impact of the discharge into the river with predictable consequences on Plant Influent quality due to i/I; the TMDL on the river, and public environmental health, the City installed a cleaning and draining program at the area. The cleaning program required scheduled steaming and diversion of the wash waters weekly.

2. Regulating Additives into the Sewer System:

The program implemented respirometry as its primary method of assessing the potential impacts of candidate chemicals requested by potential dischargers and other partners to treat sewage to be discharged into the POTW. This methodology is stipulated in Standard Methods as a promulgated method for analyzing organic loads (BOD) at SM 5210 D 23rd edition. The Pretreatment program utilized this to assess maximum allowable limits for several compounds used in significant quantities to manage odor issues by the County Sanitation District. As a consequence of the analytical data produced from this exercise the program permitted the use of a bacterial additive by the County, on an annually renewable term.

3. Enforcement Program Changes:

The Senior Environmental Compliance Inspector position became the program enforcement officer for issuing violations of the Wastewater and Storm Water ordinances in 2019. This position issued all violations, fines as necessary attendant to the implementation of the Private Lateral Ordinance which was implemented in August 2019.

4. Diversion of unwanted Pharmaceuticals and sharps from the wastewater system:

The program collected data for the first full year of implementing a stewardship program for the diversion of unwanted pharmaceuticals from the wastewater system. The initial program which started in October 2007 was fully funded by the program, with no contribution from the Pharmaceutical industry. As a result of the implementation of the Enhanced Producer Responsibility Ordinance in 2018, the City entered a stewardship agreement with MED-Project Santa Cruz, which transferred the costs to an agency representing the pharmaceutical industry.

SECTION VII. PRETREATMENT PROGRAM BUDGET SUMMARY

The following table represents a summary of the program budget for 2019.

The budget represents no significant changes from previous years except in the completion of the update to the Enforcement Response Plan and the acquisition of additional sampling and monitoring technologies.

PRETREATMENT PROGRAM BUDGET SUMMARY

The Pretreatment Program Budget for the fiscal year 2019/2020 includes:

Salaries and Benefits	\$322,790
Supplies and Services (approximately)	\$73,000
Capital Outlay	\$36,000
Total	\$830,447

Current equipment inventory includes:

1. 8 composite samplers
2. 3 trucks (shells, racks, sliding beds, crane/hoist)
3. 3 Smartphones/Tablets
4. 4 video cameras and mounts for patrol vehicles
5. 1 digital projector
6. 3 portable pH meters
7. 3 portable Redox/Conductivity meters
8. 2 Delta-Tox mobile toxicity analyzer
9. 3 Laptop computer (Two workstations and one outreach laptop)
10. 3 desktop workstations
11. 4 tablets (field monitoring devices, to access internet and program database)
12. 2 portable multi gas detectors
13. 2 HP Laser printers
14. 8 Portable programmable samplers
15. Office furniture
16. Tool boxes
17. 1 (iPACS) Pretreatment and administration control database site license
18. 4 Licenses for Mobile Gov (software for field monitoring)
19. 1 portable (continuous) pH meter
20. 1 portable flow meter
21. 1 conductivity meter
22. 2 portable peristaltic pumps
23. 1 refrigerator
24. 3 smartphones
25. 1 YSI multi-sonde
26. 2 one million candle power flashlights
27. 1 portable generator
28. 1 Respirometer And miscellaneous tools and equipment.

29. 4 digital cameras

SECTION VIII. PUBLIC PARTICIPATION

PUBLIC PARTICIPATION

This section of the annual report summarizes a few of the outreach activities of the program and staff with photos in 2019.

1. The Pretreatment Program published its annual list of industrial dischargers found to have violated the Technical Reporting Criteria (TRC) for meeting Significant Non-Compliance status. A copy of the Proof of service is embedded below:

Santa Cruz Sentinel

324 Encinal Street
Santa Cruz, CA 95060
831-429-2415
scslegals@santacruzsentinel.com

3519126

CITY OF SANTA CRUZ WATER TREATMENT FACILITY
FILIPINA WARREN
110 CALIFORNIA ST
SANTACRUZ, CA 95060

Proof of Publication (2015.5 C.C.P.)

STATE OF CALIFORNIA

SS.

COUNTY OF SANTA CRUZ

Public Notice

I, the undersigned, declare:


That I am over the age of eighteen and not interested in the herein-referenced matter; that I am now, and at all times embraced in the publication herein mentioned was, a principal employee of the printer of the Santa Cruz Sentinel, a daily newspaper printed, published and circulated in the said county and adjudged a newspaper of general circulation by the Superior Court of California in and for the County of Santa Cruz, under Proceeding No. 25794; that the advertisement (of which the annexed is a true printed copy) was published in the above-named newspaper on the following dates, to wit:

08/10/2019, 08/11/2019

I declare under penalty of perjury that, the foregoing is true and correct to the best of my knowledge.

This 12th day of August, 2019 at Santa Cruz, California.

Signature



Legal No. 0006381701

CITY OF SANTA CRUZ NOTICE OF SIGNIFICANT NON-COMPLIANCE WITH PRETREATMENT REQUIREMENTS

In accordance with Federal Pretreatment Regulations, and in compliance with the public participation requirements of 40 CFR part 25, the City of Santa Cruz is required to publish an annual list of industrial users which, at any time during the previous twelve months, were in significant non-compliance with applicable pretreatment requirements. Therefore a complete and thorough review of our records was undertaken in fulfillment of this Federal Pretreatment Regulation. Based upon that review, and as defined in 40 CFR 403.8 (f) (2) (viii) (A) through (4), the following industrial users were found to be in significant non-compliance during the timeframe of January 1, 2018 through December 31, 2018.

Persys Engineering
815 Swift St, Santa Cruz CA 95060
Applicable Pretreatment Standards Violated: Technical Review Criteria exceedences of the local limit for sanitary sewer discharge for copper.
Current Status: Persys is currently in compliance with all applicable Pretreatment Standards.

Santa Cruz Harbor Boatyard
495 Lake Ave, Santa Cruz CA 95062
Applicable Pretreatment Standards Violated: Technical Review Criteria exceedences of the local limit for sanitary sewer discharge for copper.
Current Status: Santa Cruz Harbor Boatyard is currently in compliance with all applicable Pretreatment Standards.

FOR QUESTIONS REGARDING THIS NOTICE OR OTHER ENVIRONMENTAL COMPLIANCE ISSUES, PLEASE CONTACT THE CITY PRETREATMENT PROGRAM MANAGER AT 420-6045.
8/10, 8/11/2019 6381701

Figure 1. Proof of Publication SNC 2019

2. The Pretreatment Program of the Environmental Compliance Program celebrated Vehicle Service and Food Service Facilities for consistent compliance with Sewer Use and Storm Water Ordinances in 2019, by publishing a list as embedded below is the image as published in the **Good Times**, weekly in Santa Cruz. The same dischargers were also recognized at the annual Pollution Prevention Event described in item 3 below.

Look for the Blue 2019 Clean Ocean Business emblem in the City of Santa Cruz

These local businesses have made special efforts to protect local creeks, the San Lorenzo River, and the Monterey Bay National Marine Sanctuary by adopting practices that keep pollutants away from both storm drains and the sewer system.

These Vehicle Service Facilities are 2019 Clean Ocean Businesses

AAMCO Transmissions Advanced Auto Ainsworth Auto Repair Apco Gasoline Art of Steel Auto One Autoworld Sales & Leasing Avis Rent a Car Beach Auto Sales BEI Scott Car Wash Big O Tires Bordner Auto Body Chevron, Soquel Ave	City of Santa Cruz Auto Services (Fleet) County of Santa Cruz Auto Services (Fleet) Fanucci Auto Body Fidelity Automotive Freestone Complete Auto Care First Transit Flyers Graniterock (Fleet) Hertz Local Edition Jim Ludy Automotive Maintenance	Jiffy Lube Keener Auto Body Las Animas (Fleet) Legacy Automotive Lloyd's Tire Service Monterey Bay Automotive Monterey Bay Marine North Bay Ford Dealership Ocean Shell Om Mart/76, 335 Mission St Polar Auto & Radiator Perrigos Rene's Auto Repair	Rod & Ros Gas Mart (Arco) Rotten Robbie RPM Auto Repair Rustys Honda and Mazda Repair RV Service Center of SC Santa Cruz Auto Body Inc. Santa Cruz Auto Parts Santa Cruz Auto Tech Santa Cruz High School Auto Shop Santa Cruz Metro Transit District (Fleet)	Santa Cruz Motorsports Santa Cruz Nissan Santa Cruz Volkswagen - Dodge Scotts Body Shop Soquel Auto Sales Stanford Ave Garage Stoodley's Small Engine Services The Engine Room Tim's Auto Electric Union 76, Soquel Ave United Parcel Service (Fleet)	Valero/88 Enterprises, 2202 Mission St Water Star Motors Weston's Auto Body and Paint Westside Auto Repair Whalers Car Wash *5 year qualifier
---	--	--	--	---	--

These Restaurants are 2019 Clean Ocean Businesses

515 Kitchen and Cocktails Allright's Donut Shoppe American Café (County Cafeteria) At Thai Recipe Bagelry on Cedar Street Bagelry on Seabright Avenue Bantam Beach Market Beach Street Café Beckmann's Bakery Betty Burgers Betty's Eat Inn Betty's Noodle House Boardwalk Boccia Cellar Burger King, Mission St Burger King, Soquel Ave Buttercup Cakes Café Brasil Café Delmarrette Café El Palomar Café Gratitude Café Limelight Café Mare Caffe Bene Catalyst Charlie Hong Kong Chipotle Chocolate Civic Auditorium Coffeetopia Coldstone Creamery Companion Bake Shop Costco Crepé Place Crow's Nest Cruz Creamery Days Market De La Hacienda Del Pueblo Market	Dolphin Restaurant Donnelly Fine Chocolates Dream Inn Dunkin' Donuts El Hermoso Mar El Palomar El Salchichero Elks Lodge Emily's Good Things to Eat Engler Pizza Extra Kitchen Specialty Food Commercial Kitchen Falafel House Falafel Hut Feel Good Foods, Kitchen Ferrell's Donuts, Mission St Ferrells Donuts, Ocean St FireFish Grill Firefly Cafe Five Guys Food Bin and Herb Room Food Lounge Fortune Garden Foster Freeze on Laurel Street Front Street Residential Gabriella Café Gildas Family Restaurant Golden City Grocery Outlet Harvey West Clubhouse Mackenzies Chocolates Hidden Peak Teahouse Hindquarter Bar & Grill Hula's Island Grill Hyatt Place Santa Cruz I Love Sushi Marini's Downtown Ideal Bar & Grill India Joze Iveta Goumet Jack In The Box, Ocean St	Jacks Hamburgers Jake's Coffee Bar Jalapenos Taqueria on Laurel Street Jamba Juice Java Junction River St Java Junction, East Cliff Dr Java Junction, Seabright Ave Jeffery's Restaurant Johnny's Harborside Kelly's French Bakery Kiantis Pizza and Pasta Kitchen Santa Cruz Kuumbwa Jazz Center La Montana Taqueria La Plaza Market La Posada La Posta Lalili Restaurant Las Palmas Taco Bar Lillian's Italian Kitchen Linda's Seabreeze Café Little Caesar's Pizza Loard's Ice Cream Local Harvest Catering / Mutari Craft Chocolate Los Pinos Louden Nelson Community Center Lulu Carpenters Lupulo Craft Beer House Mackenzies Chocolates Mandarin Gourmet Marianne's Ice Cream Plant Marianne's Ice Cream, Ocean St Marini's Downtown Marini's Munchies Marini's Westside Production May's Sushi Restaurant McDonald's, Mission St Mission Hill Creamery	Mission Hill Jr High School Kitchen Mission Street BBQ Mobo Sushi & The Moon Motiv Mosaic Mumbai Delights New Leaf Community Market, Fair Ave New Leaf Community Market, Pacific Avenue New Life Center Ninety Nine Bottles Oltas Cantina & Grill Oswald's Pacific Blue Inn Pacific Cookie Company, Pacific Ave Pacific Cookie Company, Potrero St Pacific Cultural Center Pacific Thai Paradox Hotel Parish Public House Pearl of the Ocean Peet's Coffee and Tea Phoenix Asian Restaurant Pizza My Heart Planet Fresh Burritos Plantronics Pleasure Pizza Poki Bowl Pono Hawaiian Grill Portuguese Hall Quality Market Quickly Real Thai Kitchen Red Restaurant Ristorante Avanti Ristorante Italiano Riva Fish House River Café and Cheese Shop Rosie McCanns Irish Pub	Sabang Thai Safeway, Mission Street Safeway, Morrissey Blvd Saint Francis Kitchen Sake Sala Thai Santa Cruz Bible Church Santa Cruz Coffee Roasting Santa Cruz High School Kitchen Santa Cruz Mountain Brewing Satum Café Sawasdee By the Sea Seabright Brewery Sesame Korean Grill Shanty Shack Brewing Shogun Restaurant Shoppers Corner Shun Feng Soif South Beach Pizza Splash St Francis Kitchen Staff Of Life Stagnaro Bros. Seafood, Washington St Stagnaro Bros. Seafood, Wharf Starbucks Coffee, Pacific Ave Steamer Lane Supply Subway Sandwiches, Pacific Ave Subway, Mission Street Subway, Soquel St Sunshine Villa Surf City Billiards Bar Surf City Kitchen / Pour Taproom Surfrider Cafe Sushi Totoro Taco Bell, Mission St Taco Bell, Pacific Ave Taco Bell, Soquel Ave Tacos Moreno	Tam's Chinese Restaurant Taqueria Agave II Taqueria Jalapenos Y Pupuseria Taqueria La Cabana Taqueria Los Pericos Taqueria Santa Cruz Taqueria Santa Cruz Two Taqueria Vallarta, Mission St Taqueria Vallarta, Soquel Ave The Buttery The Penny Ice Creamery The Picnic Basket The Sandwich Shop The Water Street Grill Togo's, Almar Avenue Togo's, Ocean St Tony & Albas Pizza Top A Lot Yogurt Tramonti Pizzeria Twissman Enterprises (Boardwalk) Upper Crust Pizza Vasili's Greek Restaurant Verve Coffee Roasters, Bronson St Verve Coffee Roasters, Fair Ave Verve Coffee Roasters, Pacific Ave Veterans Memorial Building Viva's Mexican Food Walnut Avenue Café West End Tap and Kitchen Westside Coffee Company Whiting's Foods (Boardwalk) Whole Foods Market Wingstop Woodies Cafe Woodstock's Pizza Yan Flower Your Place Zachary's Restaurant Zoccolis Delicatessen *5 year qualifier
---	---	---	---	---	---

Figure 2. Clean Ocean Business recognition 2019

3. The Pretreatment program participated within the CWEA P3S organization to mark the 2019 Pollution Prevention Celebration event on Thursday September 26th. This annual event was also used to recognize the successful compliance of the area's POTW's in maintaining the quality of the receiving waters along the Central Coast. The event was held at the Back-Nine Grill & Bar, Santa Cruz, and was covered by the Santa Cruz County Community Cable TV.
4. Program staff and management participated in other Public Outreach events organized by the POTW and by the City to enhance public participation on a variety of environmental programs including the exhibition of murals on the walls at the entrance to the treatment facility in 2019.
 - a) WWTF's Neighbors Open House April 13th 2019.

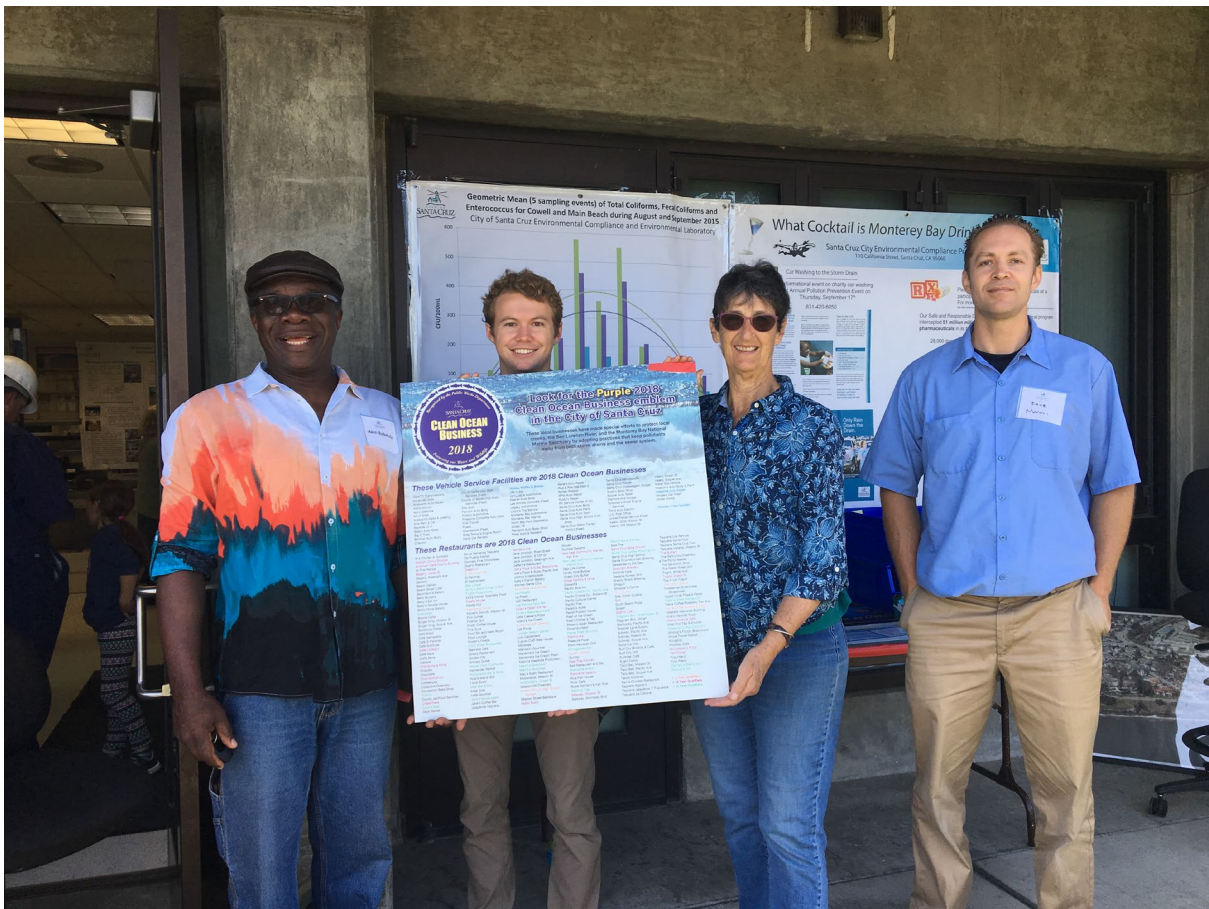



Figure 3. Program staff and City Vice Mayor at WWTF Open House 2019

b) City Government Academy September 12th.



Figure 4. EC Inspector at outreach event 2019



SECTION IX. CHANGES IN SLUDGE DISPOSAL

There were no major changes to the City's sludge treatment and/or disposal program activities in 2019. The remainder of this section includes data and a graph provided to illustrate the biosolids quality and loading at the facility through the reporting period of 2019, illustrated by the quantity of grease and septage wastes received from licensed liquid waste handlers at the facility in 2019.

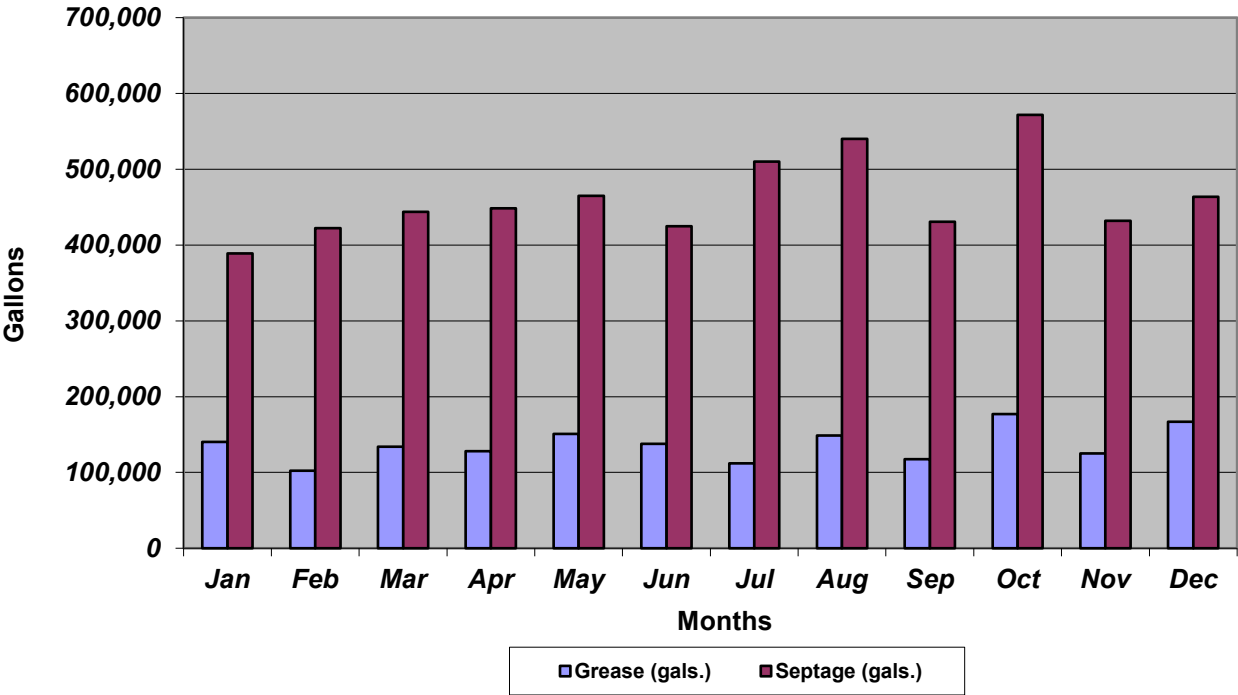
Liquid Waste Hauler Discharge to City of Santa Cruz WWTF 2019

Month	<i>Grease (gallons)</i>	<i>Septage (gallons)</i>
January	140,320	389,125
February	102,097	422,389
March	134,020	443,857
April	128,008	448,409
May	150,837	465,004
June	137,600	424,700
July	111,863	510,196
August	148,648	540,031
September	117,410	430,893
October	177,209	571,645
November	125,204	431,856
December	166,736	463,809
Totals	1,639,952	5,541,941

2019 Transported Liquid Septage/Grease Waste Totals

Annual Grease Total: 1,639,952 Gals.

Annual Septage Total: 5,541,914 Gals.



**END PAGE FOR CITY OF SANTA CRUZ WWTF 2019 PRETREATMENT PROGRAM
ANNUAL REPORT.**

The following pages were submitted as the County of Santa Cruz Annual Pretreatment Program Report 2019.

Santa Cruz County Sanitation District

701 OCEAN STREET, SUITE 410, SANTA CRUZ, CA 95060-4073
(831) 454-2160 FAX (831) 454-2089 TDD: (831) 454-2123

MATT MACHADO, DISTRICT ENGINEER

January 30, 2020

MR. MARK DETTLE
DIRECTOR OF PUBLIC WORKS
CITY OF SANTA CRUZ
809 CENTER STREET
SANTA CRUZ, CA 95060

SUBJECT: 2019 ANNUAL PRETREATMENT PROGRAM REPORT

Dear Mr. Dettle:

Attached is a copy of the Santa Cruz County Sanitation District's Pretreatment Program Report for the 2019 reporting year.

Should you require additional information regarding the contents of said report, please contact Monica Tomlinson, Environmental Programs Coordinator at (831) 477-3988.

Yours truly,

MATT MACHADO
District Engineer

By:



Beatriz Barranco
Sanitation Operations Manager

BB/arg:204.docx

Attachments: Pretreatment Program Annual Report 2019

cc:

SCCSD Board of Directors
Akin Babatola, City of Santa Cruz



**SANTA CRUZ COUNTY
SANITATION DISTRICT
ANNUAL PRETREATMENT REPORT
2019**

CONTENTS

SANTA CRUZ COUNTY SANITATION DISTRICT PRETREATMENT PROGRAM 2-5

PROGRAM SUMMARY
ORGANIZATION CHART
FOURTH QUARTER SUMMARY

PRETREATMENT REPORTING REQUIREMENTS 6-10

SAMPLING RESULTS
BASELINE MONITORING
INDUSTRIAL USER REPORTS
INDUSTRIAL INSPECTION
COMPLIANCE AND ENFORCEMENT
PROGRAM BUDGET
PRETREATMENT PROGRAM CHANGES
SEWER SERVICE CHARGES

FATS OILS AND GREASE PROGRAM 11-12

COMMERCIAL SOURCE CONTROL
RESIDENTIAL OUTREACH

PUBLIC PARTICIPATION 13-14

CONCLUSION SUMMARY 15

PRETREATMENT ANNUAL COMPLIANCE REPORT 16-27

TABLE 1.1 INDUSTRIAL USER REPORT
TABLE 1.2 DISTRICT WASTEWATER DISCHARGE LIMITATIONS
TABLE 1.3A INDUSTRY REMOVALS/
TABLE 1.3B ADDITIONS
TABLE 2.1 ANNUAL INSPECTIONS COMPLETED
TABLE 2.2 MONITORING AND COMPLIANCE/ENFORCEMENT STATUS REPORT
TABLE 2.3 SUMMARY OF PRETREATMENT PROGRAM BUDGET
ATTACHMENT A: FOURTH QUARTER MONITORING RESULTS
ATTACHMENT B: RESTAURANT AND LIGHT INDUSTRY INVENTORY
ATTACHMENT C: ENFORCEMENT RESPONSE AND FINES

SANTA CRUZ COUNTY SANITATION DISTRICT
ANNUAL PRETREATMENT PROGRAM REPORT 2019

NPDES Permit Holder or Sewage Authority Name: Santa Cruz County Sanitation District

Report Date: January 30, 2020

Period Covered by This Report: January 1, 2019 to December 31, 2019

Period Covered by Previous Report: January 1, 2018 to December 31, 2018

Name of Wastewater Treatment Plant(s): City of Santa Cruz Wastewater Treatment Facility

NPDES Permit Number: CA0048194, WDR Order No. R3-2017-0030

Person to contact concerning information contained in this report:

Name: Monica Tomlinson

Title: Environmental Programs Coordinator

Mailing Address: 701 Ocean Street, Rm. 410

Santa Cruz, CA 95060

Telephone: (831) 477-3988

Based upon my inquiry of those individuals immediately responsible for obtaining the information reported herein, I believe that the submitted information is true, accurate, and complete.

1/30/20
Date


Signature of Official
District Engineer

Table 1.1	Industrial User Report
Table 1.2	Santa Cruz County Sanitation District Wastewater Discharge Limitations
Table 1.3	Industry Removals/Additions
Table 2.1	Annual Inspections Completed
Table 2.2	Monitoring and Compliance/Enforcement Status Report
Table 2.3	Summary of Pretreatment Program Budget
Attachment A:	Fourth Quarter Monitoring Results
Attachment B:	Restaurant and Light Industry Inventory
Attachment C:	Enforcement Response and Fines

PROGRAM SUMMARY

The Santa Cruz County Sanitation District (District) owns, operates, and maintains a sanitary sewer system that serves a portion of the unincorporated areas of Santa Cruz County. The District sanitary sewer system facilities include approximately 220 miles of gravity sewers, 14 miles of force main, and 35 pump stations. The District does not own nor is it responsible for maintenance or repair of any portion of the sewer service laterals. The District collects and transmits all sewage to the City of Santa Cruz for treatment and discharge. The collection system is enrolled in the statewide general waste discharge requirements for sanitary sewer systems. An inter-jurisdictional agreement approved by the State Regional Water Quality Control Board is used to differentiate the City of Santa Cruz and District Pretreatment responsibilities within the respective jurisdiction. Both the City and the District have Pretreatment staff. The District is required to reflect or mirror any City Pretreatment requirements, ordinances, or codes.

The pretreatment program operates under the Environmental Compliance Unit (ECU) of the Santa Cruz County Sanitation District. The ECU continues to monitor all existing and potential commercial and industrial users by questionnaire, inspection, surveillance monitoring, and compliance sampling when necessary. Industrial users are inspected once per year unless items are identified during the inspection which require follow-up. Compliance sampling by ECU staff of Significant Industrial Users (SIUs) occurs once per year at a minimum. The Sanitation District's pretreatment program has been fully implemented for many years. However, improvements are always being made to ensure the program's continued compliance and efficiency. An Environmental Programs Coordinator manages the approved Pretreatment Program.

This year the pretreatment program continues to work on reducing sanitary sewer overflows caused by grease and non-dispersible wipes from both commercial and residential sources. The District distributed outreach material that highlights the problems with flushing fats, oil and grease and non-dispersible wipes down the sewer. Additional inspections were conducted in areas with higher FOG loadings in the sewer lines. The largest source of FOG in the sewers continues to be from residential sources. Additional districtwide public outreach was conducted throughout the year. Door to door outreach was conducted in areas that were reported as having high FOG loadings.

There were no staff changes during this reporting period. The Environmental Compliance Unit is fully staffed, and no significant changes occurred during this reporting period.

There were many changes in business ownership and several new businesses this year. All the new users were identified to be in the light industry category. Initially, those businesses will be inspected annually and will not be subject to pretreatment sampling requirements, however; during annual inspections, the environmental compliance inspector will be able to determine if operational changes warrant future pretreatment sampling requirements.

Six businesses within the District are Significant Industrial Users (SIUs). All SIUs were inspected and sampled by the District. There were no SIUs in significant non-compliance. The

District continues efforts to reduce violations through communication, education, on-site inspections, and public outreach.

Pretreatment inspectors educate light industries operating in Santa Cruz County on process-specific pollution prevention and waste minimization opportunities. During inspections, Best Environmental Management Practices (BMPs) pamphlets and demonstrations for each particular industry are conveyed to business owners, managers, and employees. BMPs have been developed for vehicle service facilities, dentists, photo processors, restaurants, dry cleaners, printers, machine shops, surfboard manufacturers, paint contractors, mobile carwash businesses and medical facilities.

The District's wastewater laboratory successfully went through the recertification process required by the Environmental Laboratory Accreditation Program (ELAP).

In accordance with State Pretreatment Program requirements, the District continued to follow its Enforcement Response Plan to better effect compliance of all significant offenders of the District's discharge standards. Consequently, the District is prepared to bring repetitive, non-compliant dischargers before the Board of Directors for the appropriate assessment of penalties.

Wastewater Operations Source Control Organizational Chart



Matt Machado	District Engineer/Director of Public Works
Kent Edler	Assistant Director of Public Works
Beatriz Barranco	Sanitation Operations Manager
Monica Tomlinson	Environmental Programs Coordinator
Leslie Rios	Pretreatment Program Specialist
Marisol Goulett	Pretreatment Program Specialist

SANTA CRUZ COUNTY SANITATION DISTRICT

2018 FOURTH QUARTERLY REPORT SUMMARY

The District performed routine inspections of the Significant Industrial Users currently operating within the District and performed additional routine inspections of light industries and the food service industry.

The District continued its public outreach and education program targeting residential sources of sewer stoppages caused by flushing non-dispersible items. A television commercial was aired locally that conveys the importance of keeping fats, oils and grease out of the sewers. The commercial aired during the fourth quarter. Ads were printed in multiple local publications during the fourth quarter as well.

The pretreatment program staff attended the Sewer Summit conference during the fourth quarter to continue education regarding regulatory compliance.

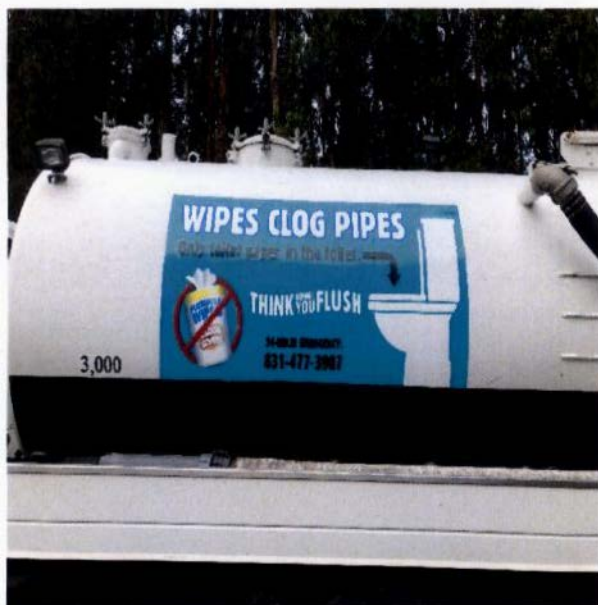
SANTA CRUZ COUNTY SANITATION DISTRICT

2019 FOURTH QUARTERLY REPORT SUMMARY

The District performed routine inspections of the Significant Industrial Users currently operating within the District and performed additional routine inspections of light industries and the food service industry.

The District continued its public outreach and education program targeting residential sources of sewer stoppages caused by flushing non-dispersible items. A television commercial was aired locally that conveys the importance of keeping fats, oils and grease out of the sewers. The commercial aired during the fourth quarter. Ads were printed in multiple local publications during the fourth quarter as well.

Additionally, the District contracted with Goldstreet Designs to install new public education stickers on three flush trucks. One truck has the message, "Keep Grease out of your drain"; the other two trucks have the message "Wipes Clog Pipes". These stickers were installed on both sides of the trucks. See pictures below.



Pretreatment Reporting Requirements NPDES Permit No. CA0048194

Results of Sampling Analysis

The District pumps its effluent from the D.A. Porath Pump Station at 2750 Lode Street, the last pump station prior to pumping to a force main to the City of Santa Cruz POTW at 110 California Street. The data provided by the City of Santa Cruz represents the combined flow from the City and outlying District areas and meets the requirements of the NPDES permit. Please refer to the annual report for the City of Santa Cruz for analytical results pertaining to the NPDES permit requirements.

Upset, Interference, or Pass-Through Incidents

There were no upsets, instances of interference, or pass-through incidents caused by the District's industrial user discharges.

Baseline Monitoring Reports (BMRs)

When a potential discharger of industrial wastes has been identified, an industrial wastewater application and survey is sent to that potential discharger. After the completed application has been returned and subsequently reviewed by the Environmental Programs Coordinator, the decision is then made whether to require baseline testing and/or wastewater permitting. Existing permitted industries are semi-annually reviewed for baseline monitoring requirements. The need to submit a baseline monitoring report is determined for all non-categorical industrial dischargers at that time.

There were several changes in business ownership and approximately fifteen new food service facilities were added this year. Initially the light industry facilities will be inspected annually and will not be subject to pretreatment sampling requirements, however; during annual inspections, the Environmental Compliance Inspector will be able to determine if operational changes warrant future pretreatment sampling requirements. No additional SIUs or CSIUs were added to the District during this reporting period.

List of Industries, Standards that Apply, Noncategorical Industrial Users, and Compliance Status

Industrial users listed in Table 1.1 are Significant Industrial Users (SIUs) and businesses that require District special discharge permits. They have been identified either as an industry group, or as a single discharger having a potential impact on the wastewater treatment system. The District used its method of classification of industrial dischargers in accordance with the definitions and guidelines set forth in the Pretreatment Program Description, the Codified Federal Regulations, and the requirements of the NPDES permit. Table 1.2 details the District's local wastewater discharge limitations. Table 1.3 details any SIUs and permitted businesses that were added or deleted during this reporting period.

Industrial Inspections

Table 2.1 summarizes all inspections of restaurants and light industrial users during this reporting period. Table 2.2 presents a summary of sampling and inspection results for all SIUs and permitted businesses, including their name, address, and compliance status. Definitions for the descriptions in Table 2.2 are also provided.

All SIU and permitted dischargers are scheduled for inspection at least once a year, although most years they are inspected two times. In addition, the SIU dischargers must submit self-monitoring reports (SMR) to the District semi-annually. District personnel sample the effluent of SIUs at least once per year.

Light industries that discharge industrial wastewater within the District are also subject to annual inspection. A report compiled from the District's pretreatment program database is included as Attachment B. The report contains a list of all facilities subject to inspection and/or monitoring.

In addition to routine inspections, the Environmental Compliance Unit also responds to and investigates various other events. These events include:

Odor Complaints

- Hydrogen Sulfide – the ECU communicates with District Operations staff to identify and isolate the problem. Monitoring may include using a hydrogen sulfide field vapor unit to detect levels in manholes.
- Volatile Organic Compounds – the ECU uses a PID (Photoionization Detector) field unit to record specific levels and track the source. Wastewater samples are taken if necessary.



The Environmental Compliance Unit using a PID to track strong solvent odors in a residential neighborhood.

Sanitary Sewer Overflows

- The ECU coordinates with the District Operations staff to collect information regarding the overflow.
- Collects samples when necessary.
- Investigate the source and take appropriate enforcement actions.
- Distribute public outreach information about preventing sanitary sewer overflows and alert surrounding neighbors if there is a potential for people to be exposed.



Door hangers that were delivered to residents of an apartment complex where excessive wipes were found in the nearby pump station. Wipes are one of the leading causes of sanitary sewer overflows.

Illicit discharges

- In compliance with State stormwater regulations, the ECU works with other County departments to respond to illicit discharges from both commercial and residential sources.



Environmental Compliance Unit responds to an illicit discharge.

Summary of Compliance and Enforcement Activities

There were thirty-five minor light industry violations issued this year. Businesses with minor violations are issued a Corrective Action at the time of inspection or upon discovery of violations. Such violations include non-compliant stormwater discharges, failure to provide maintenance records in a timely manner, or improper grease management in restaurants. The environmental compliance inspector follows up within an assigned timeframe to ensure compliance is achieved. If the violation is not corrected, enforcement actions increase according to the District's Enforcement Response Plan. The District continues efforts to reduce these types of violations through communication, education, on-site inspections, and public outreach.

Pretreatment Program Changes

As noted above, there were no staffing changes during this reporting period and the Pretreatment Program is fully staffed. No other significant changes occurred during this reporting period.

Summary of Pretreatment Program Budget

Table 2.3 presents a summary of expenditures and inventory. The 2019-2020 Pretreatment Program budget was established at \$482,000.00. Additionally, funds were set aside for public outreach totaling \$52,008 and \$124,508 for the Green Business Program. Funds for the pretreatment laboratory work and supplies were established at \$26,000 for this reporting period. Revenue for the program is obtained from commercial and industrial user fees through the Sanitation District's Operating Fund.

*Santa Cruz County Sanitation District
Pretreatment Program Annual Report 2019*

The 2019/2020 fee schedule is:

Single Family Residence	\$824.16/year
Multiple Family Residence	\$712.80/year
Mobile Home	\$612.48/year
Other Business (General)	\$368.40/year + \$8.71/HCF
Bakeries/Donut Shops	\$368.40/year + \$11.80/HCF
Restaurants/Catering	\$368.40/year + \$11.80/HCF
Food Processing	\$368.40/year + \$13.40/HCF
Funeral Parlor/Mortuary	\$368.40/year + \$13.40/HCF
State Parks	\$368.40/year + \$8.43/HCF
Dominican Hospital	\$368.40/year + \$9.07/HCF
Chaminade	\$368.40/year + \$11.67/HCF
All Schools (by water use)	\$368.40/year + \$8.43/HCF
Elementary and Middle Schools (by ADA)	\$368.40/year + \$22.52/ADA
High Schools (by ADA)	\$368.40/year + \$33.82/ADA
Community Colleges	\$368.40/year + \$29.77/FTES
Septic tanks/Vacant land	\$0.00

HCF = Hundred Cubic Feet ADA = Average Daily Attendance FTES = Full Time Equivalent Students

FOG Source Control Program

The FOG Source Control Program is administered, along with the pretreatment program, by the Environmental Compliance Unit. The FOG Source Control Program has been in place since 1977. The District continues to implement a successful FOG program and maintains compliance with the District's Sanitary Sewer Management Plan (SSMP). The program elements include:

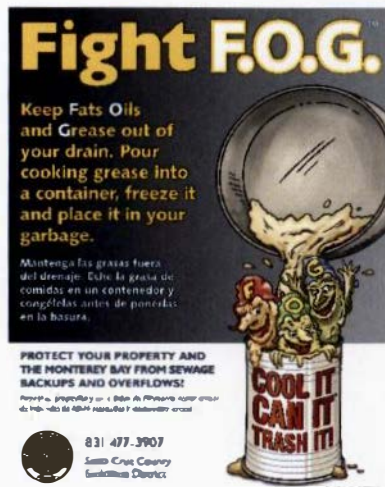
Residential FOG Control

The residential FOG outreach program consists of advertising in local newspapers and mailers, as well as door hangers used in areas where known grease problems exist. The focus of the program is to educate residents and small businesses on the proper disposal of FOG and about the consequences of discharging grease and other harmful wastes into the sewer. Currently, the public outreach program contains several elements designed to help educate the public about FOG issues.

The District developed a bilingual (Spanish and English) pamphlet titled "Think Before You Flush" which is distributed in residential areas that are consistently having problems. This pamphlet details what is not appropriate to send down residential sinks and flush down toilets, and why these issues are important. The "Think Before You Flush" pamphlet details explicitly what causes FOG problems, how to reduce FOG loads on the sewer lines, and why it is important to eliminate FOG from sewer lines. Additional public outreach material includes bilingual (Spanish and English) residential door hangers that are distributed to residential areas where sewer maintenance workers and repeat sanitary sewer overflows indicate there are FOG problems. As with the "Think Before You Flush" pamphlet, the door hangers identify the problems associated with FOG and how these problems can be mitigated. The door hangers alert residents that the District is experiencing problems in the surrounding sewer lines due to grease.

Twice a year the District publishes an educational grease ad in several local papers to reduce residential sources of grease in our sanitary sewer. The ad is published before Thanksgiving and Christmas in order to reduce problems associated with grease from deep frying turkeys and other holiday meals. The ad details ways in which people can reduce FOG in sewers and properly dispose of cooking grease.

The District previously partnered with the Monterey Regional Water Control Agency (MRWPCA) to develop a television commercial that conveys the importance of keeping fats, oils and grease out of the sewers. The commercial is aired annually during the holiday season. It is also posted regularly on the County's Public Works Facebook page.



FOG advertisement published several times a year.

Commercial FOG Control

Significant effort has been focused on reducing Sanitary Sewer Overflows (SSOs) caused by FOG. There are currently 286 food service facilities that have FOG control devices in the Santa Cruz County Sanitation District. All commercial businesses are inspected annually or more if needed. The Santa Cruz County Sanitation District Code gives the District authority to prohibit discharges to the collection system. Title 7 Section 7.04.340 "Preliminary Treatment Facilities" details the requirements of the District code stating that all food service facilities must have a grease interceptor or trap. Grease interceptors and traps must meet sizing requirements and design criteria set forth by the District. All grease interceptors and traps must be maintained according to a pump schedule specified by the District Engineer. Invoices and manifests of pumping must be sent to the Environmental Compliance Unit as proof of maintenance.

Special 30-day and 90-day flush schedules are implemented by the sewer maintenance crew in areas that have higher grease loadings in the lines. The sewer line maintenance crew regularly meets with the ECU to discuss the problematic lines in the District. Based on that information, the ECU investigates the sources of the grease problems and performs repeat inspections. Food service facility inspections were conducted by the environmental compliance staff throughout the year. Increased efforts were aimed at reducing grease related SSOs and stormwater pollution caused by commercial establishments. In addition, District pretreatment inspectors review building plan sets for new restaurants to ensure implementation of Sewer Use Ordinance requirements for grease control devices.

Best Management Practices (BMPs) requirements for food service facilities include installing screens on all sink drains used for dishwashing, eliminating the use of grease interceptor/trap additives, eliminating the use of garbage disposal units, scraping all plates prior to the primary rinse, and proper storage of used deep-fryer oil. District staff developed a bilingual (Spanish and English) "Restaurant Wastewater" BMP pamphlet that details the appropriate ways to reduce FOG in sewer laterals and municipal sewer lines. It also details proper janitorial cleaning methods, the differences between interior and exterior grease interceptors and their maintenance requirements.

All inspections are unannounced. Inspectors use an asset management software to query the facilities that are due for inspections. Some facilities will receive multiple inspections if corrective actions are required. To further the District's sustainability goals, the ECU utilizes tablets in order to make inspections a paperless process. The tablets sync inspection data in real-

time to the District's database. The Environmental Compliance Inspectors completed approximately 276 FOG inspections during this reporting period.

Summary of Public Participation Activities

No industrial users were published in the newspaper for Significant Noncompliance during this reporting period.

Pollution Prevention Public Outreach and Education

Pretreatment staff continues to educate light industries operating in Santa Cruz County on process-specific pollution prevention and waste minimization opportunities. During audits, BMP pamphlets and demonstrations for each particular industry are provided to business owners, managers, and employees. BMPs have been created for vehicle service facilities, dentists, photo processors, restaurants, dry cleaners, printers, machine shops, surfboard manufacturers, paint contractors, mobile car washes and medical facilities.

Every year in April, the District participates in Earth Day Santa Cruz. The event provides an opportunity to educate children and the community about proper use of residential sewers. The event is attended by nearly 3,000 people.

The Sanitation District has been a key task force member and coordinator of the Monterey Bay Area Green Business Program since 2004. Goals of the Green Business Program include promoting pollution prevention, waste minimization, and implementing best management practices that go above and beyond the regulatory standards. Currently the Sanitation District supports the Green Business Program financially and ECU Inspectors offer wastewater and stormwater technical assistance to help certify local businesses as Green Businesses.

The District, in collaboration with other County and City agencies, was successful in implementing a pharmaceutical and sharps disposal program. The goal of the program was, and still is, to provide a convenient and permanent system to collect used sharps and unwanted pharmaceuticals in the County of Santa Cruz. The County established 43 convenient, widely publicized and well-known locations throughout the region for drop-off of sharps and pharmaceutical waste. The sites include all local pharmacies, all police and sheriff's stations, numerous medical facilities and all the local household hazardous waste (HHW) facilities. The

program, dubbed Sharp Solutions for Home Medicines, will continue to collect household medicines and sharps to reduce water pollution and public health risks. Through this program, large quantities of pharmaceutical waste and sharps have been diverted from improper waste disposal channels such as the sewer systems and storm drains.

The District pooled regional efforts and resources to develop the Monterey Bay Area Mobile Washers website featuring a training video and a place where businesses can pledge to follow the BMPs outlined in the training. This site instructs mobile cleaners on how to prevent pollution of waterways during cleaning activities and provides a list of mobile cleaners that have pledged to follow these practices. Informational pamphlets were sent to each mobile washing business in the region and urged them to visit the website, watch the video, and pledge to follow the BMPs. You can visit the website at the following link:

<http://mbaymobilecleaners.org/>

The District also utilizes Facebook and Twitter to provide outreach and education to the public. All the pollution prevention public outreach information is available on the County Public Works Website. <http://dpw.co.santa-cruz.ca.us/Home/SewerWater.aspx>

Following is a table summarizing the District's public education and outreach work status:

Industry Type	Approx.# in District	BMPs	Inspection Checklist	Public Education Begun	Baseline Survey	Green Business Criteria
Food	286	Completed Revised	Updated	Yes- 2 Workshops held	Completed	Completed
Medical	101	Completed	Completed	1 Workshop held	None	Completed
Auto	89	Completed Revised	Completed	2 Workshops held	Completed	Completed
Car Wash	4	Completed	Completed	Yes	None	Completed
Surface Cleaners	15-Work in District	Completed	N/A	Yes	None	None
Carpet Cleaning	TBD	Completed	N/A	None	None	Completed
Dental	75	Completed	Completed	2 Workshops held	Completed	Completed
Dry Cleaners	7	Completed	Completed	Yes	None	Completed
Landscapers	42	None	N/A	Yes	None	Completed
Painters	47	Completed	N/A	1 Workshop held	None	Completed
Photo	1	Completed	Completed	Yes	Completed	Completed
Printers	0	Completed	Completed	Yes	None	Completed

*Santa Cruz County Sanitation District
Pretreatment Program Annual Report 2019*

Plumbers	24	Completed	NA	2 Workshops held	NA	Completed
Machine Shops	10	Completed	Completed	Yes	None	None
Janitorial Companies	32	None	N/A	1 Workshop held	None	Completed
Salons	155	N/A	N/A	Yes	None	Completed

Summary of Sludge Disposal Methods- N/A

Conclusion

The District continues to monitor all existing and potential commercial and industrial users by questionnaire, inspection, surveillance monitoring, and compliance sampling when necessary. There were thirty-five light industry violations such as improper grease management in restaurants and non-compliant stormwater discharges.

No SIUs were in Significant Non-Compliance during this reporting period.

District personnel continue to educate light industries operating in Santa Cruz County on process-specific pollution prevention and waste minimization opportunities. During audits, BMP pamphlets and demonstrations for each particular industry are provided to business owners, managers, and employees.

The District partnered with the City of Santa Cruz and several non-profits on public outreach events and programs during 2019. This included Earth Day Santa Cruz, an informational commercial for television about reducing grease in sewers, BMP development, and continued diverting pharmaceutical waste from improper disposal through the Sharp Solutions for Home Medicines take back program. The District is also a key member of the Monterey Bay Area Green Business Program.

Finally, the District's Environmental Programs Coordinator and the Environmental Compliance Inspectors keep apprised of the developments of the pretreatment industry in order to effectively administer State and Federally mandated programs. This includes staff attendance at the annual CWEA Pretreatment, Pollution Prevention, and Stormwater Conference where industry leaders gather to learn about all things relating to the pretreatment world. Topics include new laws and regulations, new technologies, and in-depth learning opportunities regarding up and coming industries. Staff also utilizes several online industry communities to keep up to date with the most current information pertaining to pretreatment programs.

DEFINITION LIST FOR TABLE 2.2

Inspections and Sampling:

Scheduled: Scheduled inspections and monitoring are planned in advance with prior notice to the industry. The purpose of scheduled inspections and monitoring are: to collect information and obtain samples to evaluate industry compliance with wastewater discharge requirements; to identify changes in industrial processes that may affect the quality of the discharges and permit limitations; to maintain a cooperative, as well as regulatory, presence with the industrial community; to ensure that self-monitoring sample collection and preservation techniques are correct; and to verify self-monitoring report data.

Unscheduled: Unscheduled monitoring and inspections represent a random spot check to evaluate industry compliance. No advance notice is given. Unscheduled inspections are performed the same day as a discrete composite sample is collected and any operational changes or unusual incidents may be noted, if appropriate, in the field-sampling logbook. Unscheduled sampling may occur whenever an industrial user is suspected of having difficulties maintaining consistent compliance.

Demand: Demand monitoring and inspections are usually performed in response to a complaint or emergency situation. Most often these complaints are from POTW Laboratory or Operations personnel who notice a change in the influent wastewater characteristics. Monitoring and inspections of this type are used to determine the nature, duration and hazard of the discharge, obtain samples to verify the source and constituents of the discharge, ascertain the necessary corrective actions needed to control or halt the discharge, initiate corrective actions, if needed, and document information for follow-up compliance or enforcement activities.

Industrial User Self-Monitoring: Industrial users are required, as part of their wastewater discharge permit, to perform self-monitoring of the wastewater discharged to the POTW. Frequency of self-monitoring is determined by considering the industry's past performance and compliance, the flow and constituents of the IU's discharge, the extent and number of problems in the POTW as a result of industrial discharges, new or additional pretreatment standards and requirements, and the seasonal production schedules at an industry.

Compliance: A minor violation is a violation by an industrial discharger which exceeds the specific limitations for wastewater discharges set forth in the sewer use code or the applicable categorical pretreatment standard, but does not cause or create hazardous conditions for line maintenance or POTW personnel; does not cause an upset of the treatment processes, an interference with treatment processes, or a pass-through of pollutants to the receiving waters; does not damage the sewer collection or treatment system; and does not cause the POTW to violate its NPDES permit.

Enforcement: Enforcement procedures include a written/verbal warning, written letter of violation, administrative order from the District Engineer, infraction citation with fines, civil action, and criminal action. Chain of authority regarding enforcement procedures: The Environmental Compliance Inspector samples industrial dischargers and investigates citizen complaints, and then reports the results of analyses or investigative findings to the Environmental Programs Coordinator. The Environmental Programs Coordinator then selects the appropriate enforcement in accordance with the District's Enforcement Response Plan. Actions brought before the District's Board are initiated by the Environmental Programs Coordinator. The Board and the District Engineer, as the Administrative Authority, make final decisions regarding fines and/or sewer service termination. The Santa Cruz County Sanitation District Code gives the District authority to implement enforcement response procedures. Title 7 Section 7.04.545 "Enforcement Response and Fines" details the enforcement procedures implemented by the District.

**TABLE 1.1
INDUSTRIAL USER REPORT**

Industrial User Name & Address	Applicable Categorical Standa	Subject to Local Stnds/ Noncategorical	Local Discharge More Stringent than Fed.	Notified BMR	BMR Rec'd	Compliance Status below)		Quarter	Remarks
						Federal	Local		
CABRILLO COLLEGE 6500 SOQUEL DR APTOS, CA	NONE	YES	N/A	NO	NO		A1 A2 A1 A2	1 2 3 4	
SANTA CRUZ CITY WATER TREATMENT PLANT 3701 ROLAND AVE SANTA CRUZ, CA	NONE	YES	N/A	NO	NO		A1 A2 A1 A2	1 2 3 4	
MILLS PENINSULA HEALTH SERVICES 2025 SOQUEL DR SANTA CRUZ, CA	NONE	YES	N/A	NO	NO		A1 A2 A1 A2	1 2 3 4	
DOMINICAN HOSPITAL 1555 SOQUEL DR SANTA CRUZ, CA	NONE	YES	N/A	NO	NO		A1 A2 A1 A2	1 2 3 4	
				<u>TOTAL</u> 0	<u>TOTAL</u> 0				

Compliance Status Key

- A) Consistently achieving compliance
- B) Inconsistently achieving compliance
- C) Significantly violating compliance
- D) Compliance status unknown
- * On a compliance schedule to achieve compliance

Compliance Determination Key

- 1) POTW compliance sampling only
- 2) IU Self-Monitoring Only
- 3) Both 1 & 2
- 4) Other (see Footnote)
- N/A: Not applicable

Remarks:

**TABLE 1.1
INDUSTRIAL USER REPORT**

Industrial User Name & Address	Applicable Categorical Standard	Subject to Local Noncategorical	Local Discharge More Stringent than Fed.	Notified BMR	BMR Rec'd	Compliance Status (below)		Quarter	Remarks
						Federal	Local		
BARGETTO WINERY 3535 N. MAIN ST SOQUEL, CA	NONE	YES	N/A	NO	NO		A1 A2 A1 A2	1 2 3 4	
SOQUEL CREEK WATER PO BOX 158 SOQUEL, CA	NONE	YES	N/A	NO	NO		A1 A2 A1 A2	1 2 3 4	
				<u>TOTAL</u> 0	<u>TOTAL</u> 0				

Compliance Status Key

- A) Consistently achieving compliance
- B) Inconsistently achieving compliance
- C) Significantly violating compliance
- D) Compliance status unknown
- *On compliance schedule to achieve compliance

Compliance Determination Key

- 1) POTW compliance sampling only
- 2) IU self-monitoring only
- 3) Both 1 & 2
- 4) Other
- N/A: Not applicable

Remarks:

TABLE 1.2
SANTA CRUZ COUNTY SANITATION DISTRICT
WASTEWATER DISCHARGE LIMITATIONS

<u>Pollutant</u>	<u>Concentration, (mg/L)</u>
Arsenic	0.21
Cadmium	1.57
Total Chromium	35.65
Chromium Hexavalent	5.26
Copper	2.17
Cyanide	0.08
Lead	6.04
Mercury	0.32
Nickel	1.15
Silver	0.70
Sulfide (dissolved)	0.2 (Monthly average, 1.0 Maximum)
Suspended Solids	3,000
Zinc	25.23
pH, units	5.0 to 10

Temperature Not over 104°F (except where higher temperatures are permitted by law) except in no case shall the temperature of the wastewater influent at the treatment plant exceed 104°F.

Oil or Grease of animal or vegetable Origin	300
Total petroleum hydrocarbons (TPH)	50
Methyl-t-butyl Ether (MTBE)	1.0
* Total toxic organics (TTO)	1.0
**Phenolics, Total	150
***Phenolics, chlorinated	0.6
Chlordane	1.48×10^{-5}
DDT, o,p'	0.011
dieldrin	9.40×10^{-5}
endosulfan I	0.006
endrin	0.002
heptachlor	0.00014
heptachlor epoxide	1.39×10^{-5}
hexachlorobenzene	23.50
Naphthalene	2350
Phenanthrene/Anthracene, C1 -	2349.99
Anthracene	2422.68
Fluoranthene	123.38
8 - PCB	0.000138859
2,3,7,8-TCDD	2.53×10^{-9}

*TTO is defined as the sum of all individual compounds listed in the Code of Federal Regulations (CFR) at 40 CFR 433.11e with quantifiable concentrations greater than 0.01 mg/L when measured using test methods approved under 40 CFR 136 or other methods approved for NPDES monitoring, and other toxic organic compounds as determined by the Director.

**Phenols, total, by EPA Method 420.1.

***Phenols, chlorinated, is defined as the sum of 2-chlorophenol, 2,4-dichlorophenol, pentachlorophenol, 2,4,6-trichlorophenol and 4-chloro-3-methylphenol (p-choloro-m-cresol).

TABLE 1.3 A

INDUSTRIES REMOVED FROM MONITORING BY THE DISTRICT

<u>Company Name</u>	<u>Company Address</u>	<u>Company Contact</u>	<u>Telephone</u>	<u>Permit Type</u>
None				

Table 1.3 B

INDUSTRIES ADDED TO MONITORING SCHEDULE BY THE DISTRICT

<u>Company Name</u>	<u>Company Address</u>	<u>Company Contact</u>	<u>Telephone</u>	<u>Permit Type</u>
None				

TABLE 2.1
ANNUAL INSPECTIONS COMPLETED

Industries	Inspections Completed 2017	Inspections Completed 2018	Inspections Completed 2019
Food Service Establishments	281	274	276
Industrial Light (including vehicles service, dry cleaners, machine shops, car washes)	125	122	106
Other Miscellaneous (including re- inspections, plan reviews, new installs)	69	64	57
Total	475	460	439

NOTE: Inspections consisted of full facility inspection, partial facility inspection (in order to alleviate a specific problem on a certain date), plan reviews and new installs, and re-inspections.

TABLE 2.2
MONITORING AND COMPLIANCE / ENFORCEMENT STATUS REPORT

Industrial Users Name & Address	QTR	District Planned Sample	District Actual Sample	District Planned Inspect	District Actual Inspect	IU Sample	Spill Emerg Inspect/ Sample	Conclusions/ Results	Compliance/Enforcement					
									QTR	LOV	ADMIN ORDER	CIV ACT	CRIMACT	FINE
BARGETTO WINERY 3535 N. MAIN ST. SOQUEL, CA	1	1	1	0	0	0	0/0	Consistently achieving compliance.	1					
	2	0	0	0	0	1	0/0		2					
	3	1	1	1	1	0	0/0		3					
	4	0	0	0	0	1	0/0		4					
	TOTAL	2	2	1	1	2	0/0							
CABRILLO COLLEGE 6500 SOQUEL DR APTOS, CA	1	1	1	1	1	0	0/0	Consistently achieving compliance.	1					
	2	0	0	0	0	1	0/0		2					
	3	1	1	0	0	0	0/0		3					
	4	0	0	0	0	1	0/0		4					
	TOTAL	2	2	1	1	2	0/0							
MILLS PEN HEALTH SERVICES 2025 SOQUEL DR. SANTA CRUZ, CA	1	1	1	1	1	0	0/0	Consistently achieving compliance.	1					
	2	0	0	0	0	1	0/0		2					
	3	1	1	0	0	0	0/0		3					
	4	0	0	0	0	1	0/0		4					
	TOTAL	2	2	1	1	2	0/0							

Notes & Remarks:

- (L) Regarding Violation of Local Std.
- (F) Regarding Violation of Federal Std.
- (B) Regarding Violation of Both
- (SNC) Regarding Significant Non-compliance
- (P) Regarding Violation of Permit Conditions

TABLE 2.2
MONITORING AND COMPLIANCE / ENFORCEMENT STATUS REPORT

Industrial Users Name & Address	QTR	District Planned Sample	District Actual Sample	District Planned Inspect	District Actual Inspect	IU Sample	Spill Emerg Inspect/ Sample	Conclusions/ Results	Compliance/Enforcement					
									QTR	LOV	ADMIN ORDER	CIV ACT	CRIM ACT	FINE
SANTA CRUZ WATER TREATMENT PLANT 3701 ROLAND AVE SANTA CRUZ, CA	1	0	0	0	0	0	0/0	Consistently achieving compliance	1					
	2	0	0	0	0	1	0/0		2					
	3	1	1	1	1	0	0/0		3					
	4	0	0	0	0	1	0/0		4					
	TOTAL	1	1	1	1	2	0/0							
DOMINICAN HOSPITAL 1555 SOQUEL DR. SANTA CRUZ, CA	1	1	1	0	0	0	0/0	Consistently achieving compliance	1					
	2	0	0	0	0	1	0/0		2					
	3	1	1	1	1	0	0/0		3					
	4	0	0	0	0	1	0/0		4					
	TOTAL	2	2	1	1	2	0/0							
SOQUEL CREEK WATER TREATME PLANTS PO BOX 158 SOQUEL, CA	1	1	1	1	1	0	0/0	Consistently achieving compliance	1					
	2	0	0	0	0	1	0/0		2					
	3	0	0	0	0	0	0/0		3					
	4	0	0	0	0	1	0/0		4					
	TOTAL	1	1	1	1	2	0/0							

TABLE 2.3 SUMMARY OF PRETREATMENT BUDGET

	Source Control	Public Outreach	Source Control Lab Work	Green Business
Budget Year 2019-20	\$482,000	\$52,008	\$26,000	\$124,508
Budget Year 2018-19	\$300,000	\$50,000	\$25,000	120,000
Budget Year 2017-18	\$422,000	\$50,000	\$22,000	10,000

TABLE 3.1 SUMMARY OF PRETREATMENT EQUIPMENT PURCHASES

This Reporting Year

<u>Equipment</u>	<u>Cost</u>
Miscellaneous sampling and auditing tools	\$7,000
Lab Analysis and supplies	\$14,000
TOTAL	\$21,000

Current Equipment

(2) Isco Portable samplers Sample bottles pH Meter Harness and safety vests Hard hats Safety goggles Steel toed shoes Traffic cones First Aid Kit Swing Sampler Water Bath DO Meter/Probe Reference Thermometers	Portable Analyzer Educational Videos (3) Cell Phones Sludge Judge Refrigerator DI Water System Manhole Fall Guard Various hand tools Mini Refrigerator (3) Computers Dishwasher and Racks Incubators	Computer Software Wastewater Gas Analyzer Various Subscription Services 2 Samplers and Related Equipment Misc. Sampling/auditing tools (3) Samsung Tablets O2 Sensor 2 - 2 drawer files VOC Meter Membrane Filtration Manifold H2S Meter Misc. lab equipment (3) Vehicles
--	---	---

4th QUARTER STATUS REPORT 2019

Industrial Users Name and Address	Compliance Status	Previous Quarters Not in Compliance	Parameter	Reported Level	Limit Violated	Flow	Corrective/ Enforcement Actions
No Violations							

Comment Section

Flow Key

- A. 0-10,000 gpd
- B. 10,000-30,000 gpd
- C. 30,000-50,000 gpd
- D. 50,000-100,000 gpd
- E. >100,000 gpd

Compliance Status Key

- A. In compliance with Baseline Monitoring Report requirements
- B. Consistently achieving compliance
- C. Inconsistently achieving compliance
- D. Significantly violated applicable pretreatment requirements as defined by 40 CFR 403.8(f) (2) (vii)
- E. On a compliance schedule to achieve compliance
- F. Not achieving compliance and not on a compliance schedule
- G. The District does not know the industrial user's compliance status

Compliance Determination

- 1.) POTW sampling
- 2.) IU self-monitoring
- 3.) Combination of 1 and 2
- 4.) Other (explain)

ATTACHMENT A

Fourth Quarter Monitoring Results

Facility Inspection Summary Report

1/17/2020

11:26:56AM

Facility Name:	Address:	City:	Inspector:	Inspection Date:	Next Inspection:
TOGOS	1955 41ST AVE	CAPITOLA	Leslie Rios	2/7/2019	2/7/2020
BURGER	7941 SOQUEL DR	Aptos	Marisol Goulett	5/2/2019	5/1/2020
CAPITOLA DINER	1900 41ST AVE	Capitola	Leslie Rios	2/28/2019	2/28/2020
SEASCAPE GOLF COURSE	610 CLUB HOUSE DR	APTOS	Marisol Goulett	12/5/2019	12/4/2020
DAVENPORT ROADHOUSE	1 DAVENPORT AVE	Davenport	Leslie Rios	11/21/2019	11/20/2020
BITTERSWEET BISTRO	787 RIO DEL MAR BLVD	Aptos	Marisol Goulett	8/15/2019	8/14/2020
DOMINICAN OAKS	3400 PAUL SWEET RD	Santa Cruz	Leslie Rios	12/20/2019	12/19/2020
PARADISE BEACH GRILLE	215 ESPLANADE	CAPITOLA	Marisol Goulett	11/12/2019	11/11/2020
THE SAND BAR	211 ESPLANADE	Capitola	Marisol Goulett	11/12/2019	11/11/2020
UNCIE RO'S	2901 RESEARCH PARK DR A	Soquel	Leslie Rios	9/19/2019	9/18/2020
CARPO'S	2400 PORTER ST	Soquel	Leslie Rios	12/17/2019	12/16/2020
CARRIED AWAY	7486 SOQUEL DR	Aptos	Marisol Goulett	10/10/2019	10/9/2020
LAGO DI COMO	21490 E CLIFF DR	Santa Cruz	Pretreatment Group	12/31/2019	12/30/2020
SEASCAPE RESORT & CONFERENCE CTR	112 SEASCAPE BLVD	Aptos	Marisol Goulett	7/2/2019	7/1/2020
PALAPA'S RESTAURANT & CANTINA	21 SEASCAPE VILLAGE	Aptos	Marisol Goulett	7/2/2019	7/1/2020
SHADOWBROOK	1750 WHARF RD	Capitola	Leslie Rios	11/12/2019	11/11/2020
IHOP	1549 41ST AVE	Capitola	Leslie Rios	4/25/2019	4/24/2020
ZELDA'S	203 ESPLANADE	Capitola	Marisol Goulett	8/26/2019	8/25/2020
BASKIN ROBBINS 41ST	1601 41ST AVE	Capitola	Marisol Goulett	10/17/2019	10/16/2020
MY THAI BEACH	207 ESPLANADE	Capitola	Marisol Goulett	11/12/2019	11/11/2020
BOULDER CREEK COUNTRY CLUB	16901 BIG BASIN HWY	Boulder Creek	Leslie Rios	5/28/2019	5/27/2020
BRITANNIA ARMS	110 MONTEREY AVE	Capitola	Leslie Rios	11/13/2019	11/12/2020
CAFE SPARROW	8042 SOQUEL DR	Aptos	Marisol Goulett	12/31/2019	12/30/2020
BEACH BREAK BY MARIANNE'S	104 STOCKTON AVE	Capitola	Marisol Goulett	11/18/2019	11/17/2020
FAST EDDYS	4300 CAPITOLA RD	Capitola	Leslie Rios	10/30/2019	10/29/2020
THE COFFEE HOUSE	1700 COMMERCIAL WAY	Santa Cruz	Marisol Goulett	6/19/2019	6/18/2020
CERRITAS	500 HWY 1	Davenport	Leslie Rios	11/21/2019	11/20/2020
OLIVE GARDEN	3400 CLARES ST	Capitola	Leslie Rios	10/2/2019	10/13/2012
CHILL OUT CAFE	860 41ST AVE	Santa Cruz	Leslie Rios	7/24/2019	7/23/2020

Facility Inspection Summary Report

1/17/2020

11:26:56AM

Facility Name:	Address:	City:	Inspector:	Inspection Date:	Next Inspection:
EL CHIPOTLE	4724 SOQUEL DR	Soquel	Monica Tomlinson	12/26/2019	12/25/2020
SESNON HOUSE	6500 SOQUELDR	Aptos	Marisol Goulett	11/13/2019	11/12/2020
CHILI'S RESTAURANT	1855 41ST AVE	Capitola	Marisol Goulett	10/10/2019	10/9/2020
PRETTY GOOD ADVICE	3070 PORTER ST	Soquel	Marisol Goulett	5/8/2019	5/7/2020
STARBUCKSATTHE MALL	1825 41ST AVE	Capitola	Leslie Rios	9/26/2019	9/25/2020
ZIZZO'S COFFEE	3555 CLARES ST	Capitola	Leslie Rios	3/28/2019	3/27/2020
PEET'S COFFEE - BAY	819 BAY AVE	Capitola	Marisol Goulett	10/9/2019	10/8/2020
STARBUCKS APTOS	105 POST OFFICE DR B	Aptos	Marisol Goulett	11/7/2019	11/6/2020
PEOPLE'S COFFEE	1200 17TH AVE	Santa Cruz	Leslie Rios	12/12/2019	12/11/2020
STARBUCKS 41ST & SOQUEL DR.	2740 41ST AVE	Soquel	Marisol Goulett	2/21/2019	2/21/2020
PENNY ICE CREAMERY - 41st	820 41ST AVE	Capitola	Leslie Rios	7/24/2019	7/23/2020
CASTAGNOLA DELI AND CAFE	201 MONTEREY AVE	Capitola	Marisol Goulett	11/18/2019	11/17/2020
AVENUE CAFE	427 CAPITOLA AVE	Capitola	Leslie Rios	12/5/2019	12/4/2020
BEST IN DOGS	2600 41ST AVE	Soquel	Marisol Goulett	2/21/2019	2/21/2020
APTOS GRANGE	2555 MAR VISTA CT	Aptos	Marisol Goulett	12/31/2019	12/30/2020
MICHAEL'S ON MAIN	2591 S MAIN ST	Soquel	Leslie Rios	12/17/2019	12/16/2020
TACOS MORENO Esplanade	201 ESPLANADE	Capitola	Marisol Goulett	8/26/2019	11/11/2020
BELLA ROMA RESTAURANT	316 CAPITOLA AVE	Capitola	Leslie Rios	12/18/2019	12/17/2020
STAR BENE	1245 E CLIFF DR	Santa Cruz	Leslie Rios	6/6/2019	6/5/2020
SEVERINOS RESTAURANT	7500 OLD DOMINION CT	APTOS	Marisol Goulett	12/17/2019	12/16/2020
EI JARDIN	655 CAPITOLA RD	Santa Cruz	Leslie Rios	12/31/2019	12/30/2020
HOLE IN THE WALL CAFE	257 CENTER AVE	Aptos	Marisol Goulett	11/22/2019	11/21/2020
PARISH PUBLIC HOUSE	8017 SOQUELDR	Aptos	Leslie Rios	8/15/2019	8/14/2020
THE POINT CHOP HOUSE	3326 PORTOLA DR	SANTA CRUZ	Leslie Rios	10/23/2019	10/22/2020
COLE'S BAR-B-Q	2590 PORTOLA DR	Santa Cruz	Marisol Goulett	5/7/2019	5/6/2020
PIZZA MY HEART 41st	2180 41ST AVE	CAPITOLA	Marisol Goulett	9/27/2019	9/26/2020
CAFE CRUZ	2621 41ST AVE	Soquel	Leslie Rios	9/19/2019	9/18/2020
APTOS ST BBQ	8059 APTOS ST	Aptos	Marisol Goulett	11/7/2019	11/6/2020
SOTOLA BAR AND GRILL	231 ESPLANADE	Capitola	Marisol Goulett	11/12/2019	11/11/2020
CAFE RIO	131 ESPLANADE	Aptos	Marisol Goulett	11/22/2019	11/21/2020

Facility Inspection Summary Report

1/17/2020

11:26:56 AM

Facility Name:	Address:	City:	Inspector:	Inspection Date:	Next Inspection:
FISH LADY MARKET	700 BAY AVE	Capitola	Leslie Rios	12/30/2019	12/29/2020
TAKARA	3775 CAPITOLA RD	Capitola	Leslie Rios	3/19/2019	3/18/2020
SUDA	3910 PORTOLA DR	Santa Cruz	Leslie Rios	11/20/2019	11/19/2020
POINT MARKET AND CAFE	23040 E CLIFF DR	Santa Cruz	Marisol Goulett	3/4/2019	3/3/2020
MING'S	4720 SOQUELDR	Soquel	Monica Tomlinson	12/26/2019	12/25/2020
GEISHA	200 MONTEREY AVE	Capitola	Marisol Goulett	11/18/2019	11/17/2020
SOUL SALAD	7957 SOQUELDR	Aptos	Pretreatment Group	4/6/2019	6/6/2020
MIYAKO JAPANESE RESTAURANT	1820 41ST AVE	Capitola	Marisol Goulett	9/13/2019	9/12/2020
GOLDEN FU WAH	4610 SOQUELDR	Soquel	Monica Tomlinson	12/13/2019	12/12/2020
PANDA INN	783 RIO DEL MAR BLVD	Aptos	Leslie Rios	1/22/2019	1/22/2020
PEKING RESTAURANT	2623 41ST AVE	Soquel	Leslie Rios	9/18/2019	9/17/2020
WASABI TAPAS SUSHI	3555 CLARES ST	Capitola	Marisol Goulett	10/7/2019	10/7/2020
THAI BASIL	210 MONTEREY AVE	Capitola	Leslie Rios	11/27/2019	11/26/2020
STAR OF SIAM	3005 PORTER ST	SOQUEL	Leslie Rios	11/20/2019	11/19/2020
KAITO	830 41ST AVE	Capitola	Leslie Rios	7/24/2019	7/23/2020
ZAMEEN RESTAURANT 41st	851 41ST AVE	Santa Cruz	Leslie Rios	10/3/2019	10/2/2020
UNCLE KWOK'S	7960 SOQUELDR	APTOS	Marisol Goulett	12/17/2019	12/16/2020
SUSHI GARDEN - BAY	820 BAY AVE	Capitola	Marisol Goulett	9/30/2019	9/29/2020
BANGKOK WEST	2505 CABRILLO COLLEGE DR	Aptos	Marisol Goulett	6/13/2019	6/17/2020
DYNASTY RESTAURANT	3601 PORTOLA DR	Santa Cruz	Marisol Goulett	2/20/2019	2/20/2020
MAYFLOWER	3555 CLARES ST	Capitola	Leslie Rios	6/26/2019	6/25/2020
HONG KONG GARDEN RESTAURANT	14 SEASCAPE VILLAGE	Aptos	Marisol Goulett	11/6/2019	11/5/2020
CHINESE VILLAGE	3780 CAPITOLA RD	Santa Cruz	Leslie Rios	12/30/2019	12/29/2020
PONO	3744 CAPITOLA RD	Santa Cruz	Pretreatment Group	12/31/2019	12/30/2020
PANDA EXPRESS	2740 41ST AVE	Soquel	Marisol Goulett	2/21/2019	2/21/2020
CANTON ASIAN CUISINE	900 41ST AVE	Capitola	Marisol Goulett	10/15/2019	10/14/2020
MICHOACAN TAQUERIA	21401 E CLIFF DR	Santa Cruz	Marisol Goulett	2/20/2019	2/20/2020
LITTLE TAMPICO	2605 S MAIN ST	SOQUEL	Leslie Rios	12/17/2019	12/16/2020
SAWASDEE	5050 SOQUELDR	SOQUEL	Leslie Rios	10/4/2019	10/3/2020
TACO BELL 41st	2730 41ST AVE	SOQUEL	Leslie Rios	12/17/2019	12/16/2020

Facility Inspection Summary Report

1/17/2020

11:26:56AM

Facility Name:	Address:	City:	Inspector:	Inspection Date:	Next Inspection:
MANUEL'S MEXICAN RESTAURANT	261 CENTERAVE	Aptos	Marisol Goulett	10/2/2019	10/1/2020
MARGARITAVILLE	231 ESPLANADE	Capitola	Marisol Goulett	11/12/2019	11/11/2020
EL CHINO	2525 SOQUEL DR	Santa Cruz	Leslie Rios	11/12/2019	11/11/2020
EL TORO BRAVO	123 MONTEREY AVE	Capitola	Marisol Goulett	11/18/2019	11/17/2020
TAQUERIA VALLARTA no.2	893 41ST AVE	Santa Cruz	Leslie Rios	12/12/2019	12/11/2020
TAQUERIA TEPEQUE	3555 CLARES ST	Capitola	Marisol Goulett	10/7/2019	10/6/2020
CASA ROSITA'S MEXICAN REST.	2608 PORTOLA DR	Santa Cruz	Marisol Goulett	5/7/2019	5/6/2020
TORTILLA FLATS	4616 SOQUEL DR	Soquel	Leslie Rios	12/17/2019	12/16/2020
ASIAN EXPRESS	1955 41ST AVE	Capitola	Leslie Rios	10/2/2019	10/1/2020
AMBROSIA	207 SEARIDGE RD	Aptos	Marisol Goulett	7/8/2019	7/7/2020
CHAMINADE CONFERENCE CENTER	1 CHAMINADE LN	Santa Cruz	Leslie Rios	12/20/2019	12/19/2020
HOME	3101 N MAIN ST	Soquel	Leslie Rios	12/30/2019	12/29/2020
THE HIDEOUT	9051 SOQUEL DR	APTOS	Leslie Rios	2/19/2019	5/19/2020
PERSEPHONE	7945 SOQUEL DR	Aptos	Marisol Goulett	11/21/2019	11/20/2020
UPPER CRUST PIZZA	2501 SOQUEL DR	Santa Cruz	Leslie Rios	11/12/2019	11/11/2020
PLEASURE PIZZA	4000 PORTOLA DR	Santa Cruz	Marisol Goulett	4/10/2019	4/9/2020
MANGIAMO	783 RIO DEL MAR BLVD	Aptos	Leslie Rios	12/17/2019	12/16/2020
EAST END GASTROPUB	1501 41ST AVE Ste 1	Capitola	Leslie Rios	1/23/2019	1/23/2020
PIZZA MY HEART Esplanade	209 ESPLANADE	Capitola	Marisol Goulett	11/12/2019	11/11/2020
DOMINOS PIZZA	3555 CLARES ST	Capitola	Leslie Rios	2/7/2019	2/7/2020
MOUNTAIN MIKE'S PIZZA	3715 PORTOLA DR	Santa Cruz	Marisol Goulett	1/24/2019	1/24/2020
ROUND TABLE PIZZA	2690 41ST AVE	Soquel	Leslie Rios	12/17/2019	12/16/2020
PIZZA 1	253 CENTER ST	Aptos	Marisol Goulett	10/2/2019	10/1/2020
SIDS SMOKEHOUSE & GRILL	10110 SOQUEL DR	Aptos	Marisol Goulett	6/21/2019	6/20/2020
VILLAGE HOST PIZZA & GRILL	4 SEASCAPE VILLAGE	Aptos	Marisol Goulett	11/6/2019	11/5/2020
MR TOOT'S CAFE	231 ESPLANADE	Capitola	Marisol Goulett	11/12/2019	11/11/2020
TAQUERIA LOS GORDOS	7488 SOQUEL DR	Aptos	Leslie Rios	10/4/2019	10/3/2020
RED APPLE CAFE	783 RIO DEL MAR BLVD	APTOS	Monica Tomlinson	12/31/2019	12/30/2020
SILVER SPUR	2650 SOQUEL DR	Santa Cruz	Leslie Rios	12/31/2019	12/30/2020