

**CITY OF SANTA CRUZ WASTEWATER TREATMENT
PLANT
PRETREATMENT PROGRAM**

**2010
ANNUAL REPORT**

PRETREATMENT ANNUAL REPORT

PCS Data Entry Form

PPS1

POTW Name City of Santa Cruz Wastewater Treatment Plant

NPDES Permit #: CA0048194

Period Covered By This Report:	<u>1-1-10</u> (PSSD) Start Date	to	<u>12-31-10</u> (PSED) End Date
Number of Significant Industrial Users in SNC With Pretreatment Compliance Schedule:	0		(SSNC)
Number of Notices of Violation and Administrative Orders Issued Against Significant Industrial Users:	0		(FENF)
Number of Civil and Criminal Judicial Actions Against Significant Industrial Users:	0		(JUDI)
Number of Significant Industrial Users with Significant Violations Published:	0		(SVPU)
Number of Industrial Users From Which Penalties Have Been Collected:	4		(IUPN)

CONTENTS

SECTION I	ANALYSIS OF POLLUTANTS IDENTIFIED IN SECTION 307(A) OF THE CLEAN WATER ACT, POLLUTANTS CONTRIBUTING TO PASS-THROUGH
SECTION II	UPSET, INTERFERENCE, AND PASS-THROUGH
SECTION III	BASELINE MONITORING REPORTS
SECTION IV	LIST OF INDUSTRIAL USERS
SECTION V	2010 FOURTH QUARTERLY STATUS REPORT
SECTION VI	SUMMARY OF COMPLIANCE AND ENFORCEMENT ACTIVITIES
SECTION VII	PRETREATMENT PROGRAM CHANGES
SECTION VIII	PRETREATMENT PROGRAM BUDGET SUMMARY
SECTION IX	PUBLIC PARTICIPATION
SECTION X	CHANGES IN SLUDGE DISPOSAL

**SECTION I. ANALYSIS OF POLLUTANTS IDENTIFIED IN SECTION 307(A) OF THE
CLEAN WATER ACT, POLLUTANTS CONTRIBUTING TO PASS-THROUGH**

ANALYSIS OF POLLUTANTS IDENTIFIED IN SECTION 307(A) OF THE CLEAN WATER ACT, POLLUTANTS CONTRIBUTING TO PASS-THROUGH

This section of the report contains data summaries, graphs and narratives to provide analyses of pollutants identified in Section 307(a) of the Clean Water Act (CWA) for samples of POTW influent, effluent and dewatered sludge that might have contributed to pass-through in 2010.

The pretreatment program and the laboratory collaborated to deploy integrative sampling devices in the effluent troughs during two thirty-day sampling periods in 2009, and in the effluent trough once in 2010. These devices are prescribed in the NPDES permit CA 0048194, issued to the City in 2005. The underlying technologies enable the facility to better evaluate the fate of trace organic compounds through the wastewater treatment facility, and contribute ways for the pretreatment program to assess the effectiveness of the source control programs of the City to limit the potential for pass-through. This novel process, originally developed by the United States Geological Survey (USGS) utilizes the fugacity of trace organic compounds in water to sequester the compounds into a semi-permeable membrane, at standard temperatures over a longer period of typically 30 days. The membrane is processed under license and a patent agreement granted by USGS to Environmental Sampling Technologies, Inc. (EST), St. Joseph, MO. Thereafter the ampoules of chemical extracts were analyzed with approved EPA analytical methods. Data from the processes have been analyzed for evidence of pass-through for compounds that have become amenable to analyses. The data are presented subsequently in this section.

Later in the report we present the data developed largely from these technologies and utilized for the revision of our Local Limits for regulating discharge through the wastewater treatment facility. The exercise of developing and revising the Local limits took three years and assistance of an engineering consulting firm – Kennedy/Jenks Associates.

Highlights of the new limits include the first comprehensive limits for trace organics and specific pesticides as well as new limits for priority pollutants including TSS.

The analyses of data on conventional priority pollutants including metals and nutrients indicate that there was no pass-through and the treatment processes remain effective as configured to meet secondary treatment standards.

Finally, there was no violation of the MRP No 00-044 during the period covered by this report.

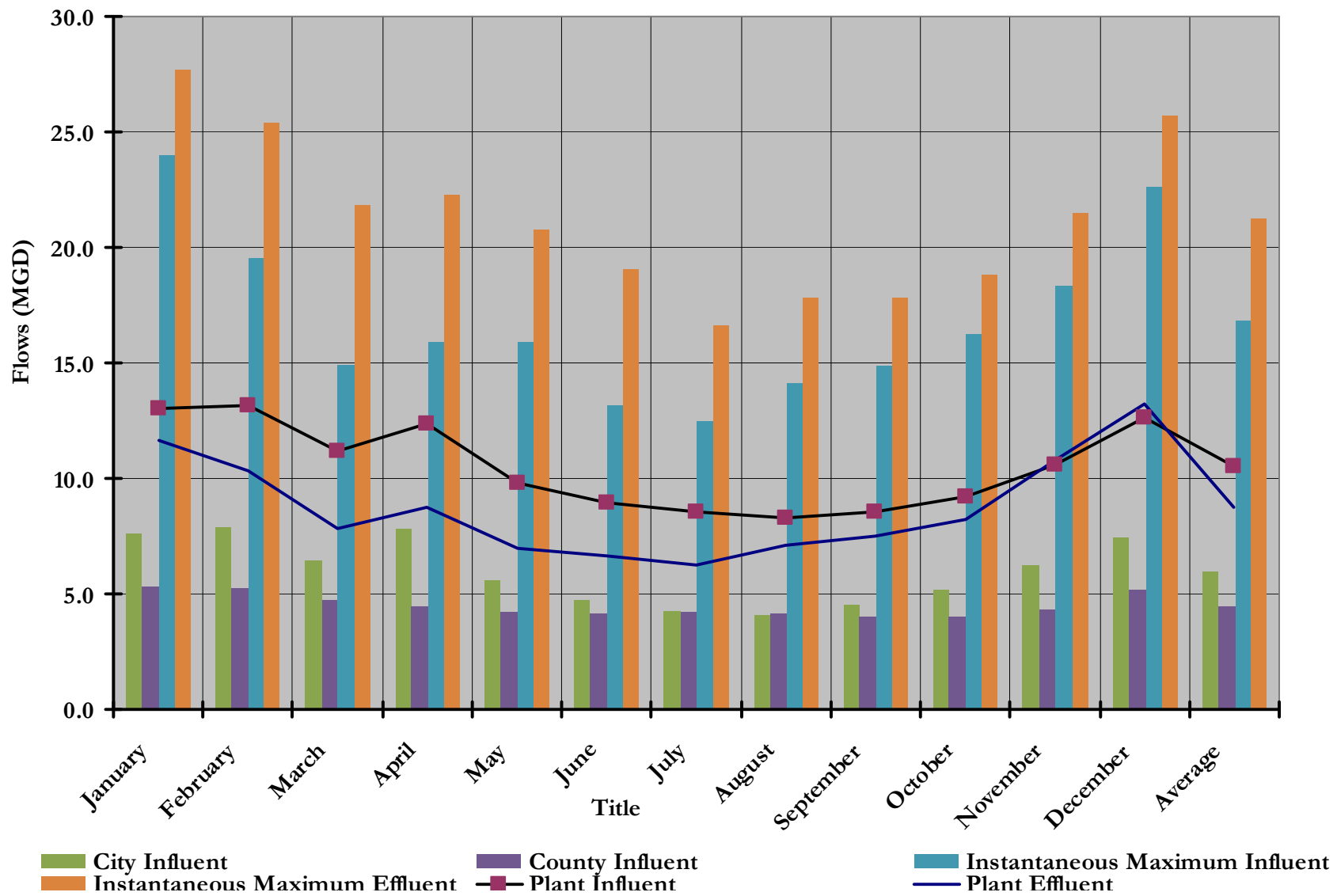
The monitoring data indicate that compliance with the Waste Discharge Requirements (WDR) and Monitoring Requirement Program (MRP) has been good, and no problems are anticipated for 2011.

The remainder of this section of the report includes data summaries and graphs of select data including those from the sampling methods including the new integrative method. All data referenced in this section are included in the Discharger Self- Monitoring Program, MRP No 00-044.

WWTF WASTEWATER TREATMENT DATA SUMMARY - MONTHLY FLOW AVERAGES 2010

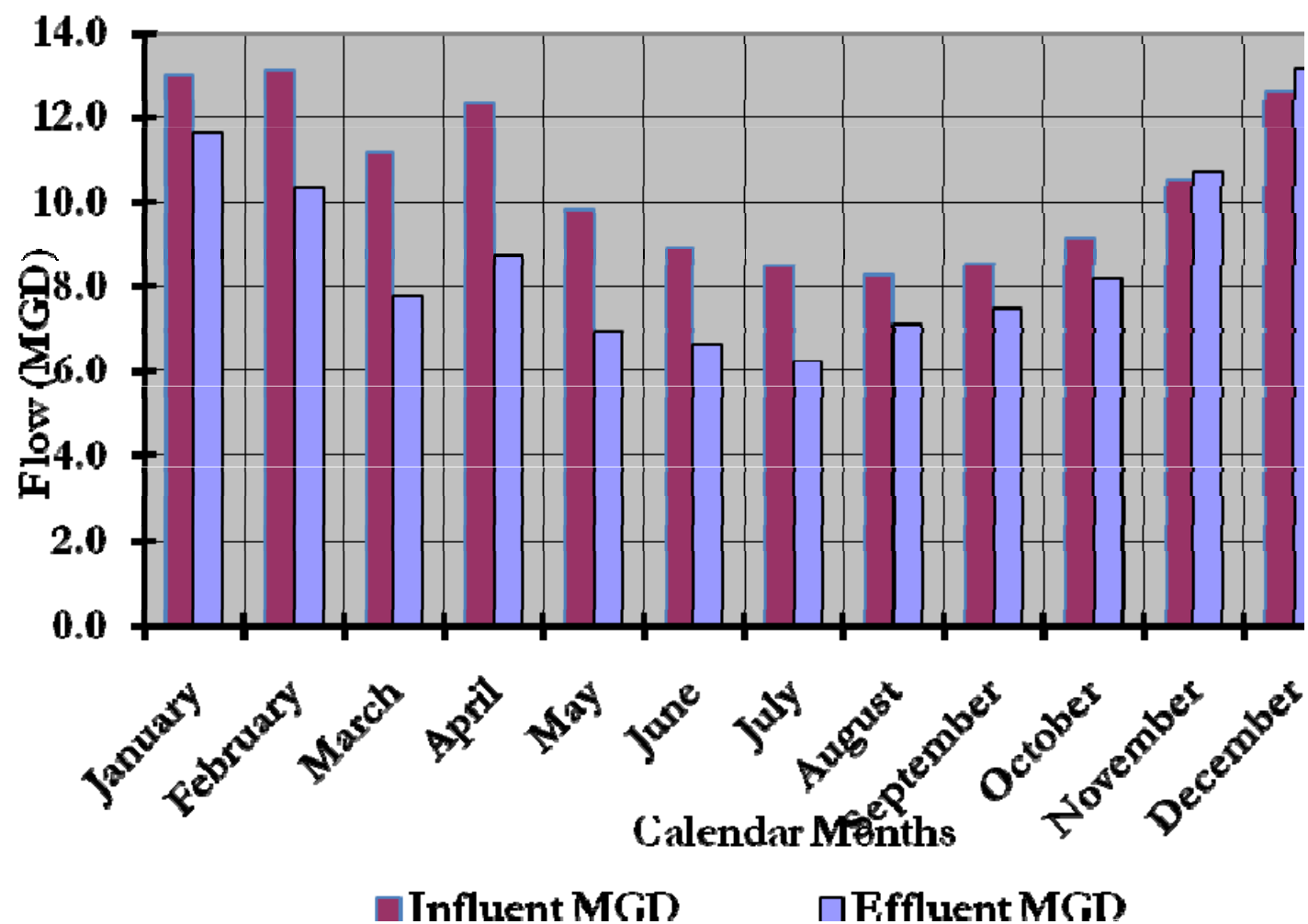
2010 MONTHS	Average Influent Flow	Peak Influent Instantaneous Maximum Flow	Average City Influent Flow	Average County Influent Flow	Average Effluent Flow	Peak Effluent Instantaneous Maximum
	MGD	MG	MG	MG	MGD	MG
January	13.0	27.7	7.6	5.3	11.7	24.0
February	13.1	25.4	7.9	5.3	10.3	19.5
March	11.2	21.8	6.5	4.7	7.8	15.0
April	12.3	22.3	7.8	4.5	8.8	16.0
May	9.8	20.8	5.6	4.2	7.0	15.9
June	8.9	19.1	4.7	4.2	6.6	13.2
July	8.5	16.6	4.3	4.2	6.2	12.5
August	8.3	17.8	4.1	4.1	7.1	14.1
September	8.6	17.8	4.6	4.0	7.5	14.8
October	9.2	18.8	5.2	4.0	8.2	16.2
November	10.6	21.5	6.2	4.3	10.8	18.3
December	12.6	25.7	7.4	5.2	13.2	22.6
Average	10.5	21.3	6.0	4.5	8.8	16.9
Maximum	13.1	27.7	7.9	5.3	13.2	24.0
NPDES Limit 1: Average Dry Weather Maximum Effluent Flow 17 MGD						
NPDES LIMIT 2: Maximum Daily Effluent Flow: 81 MGD						

WWTF Flows Report 2010



Calendar Months	Influent Flow	Effluent Flow
	Influent MGD	Effluent MGD
January	13.0	11.7
February	13.1	10.3
March	11.2	7.8
April	12.3	8.8
May	9.8	7.0
June	8.9	6.6
July	8.5	6.2
August	8.3	7.1
September	8.6	7.5
October	9.2	8.2
November	10.6	10.8
December	12.6	13.2
Average	10.5	8.8
Minimum	8.3	6.2
Maximum	13.1	13.2

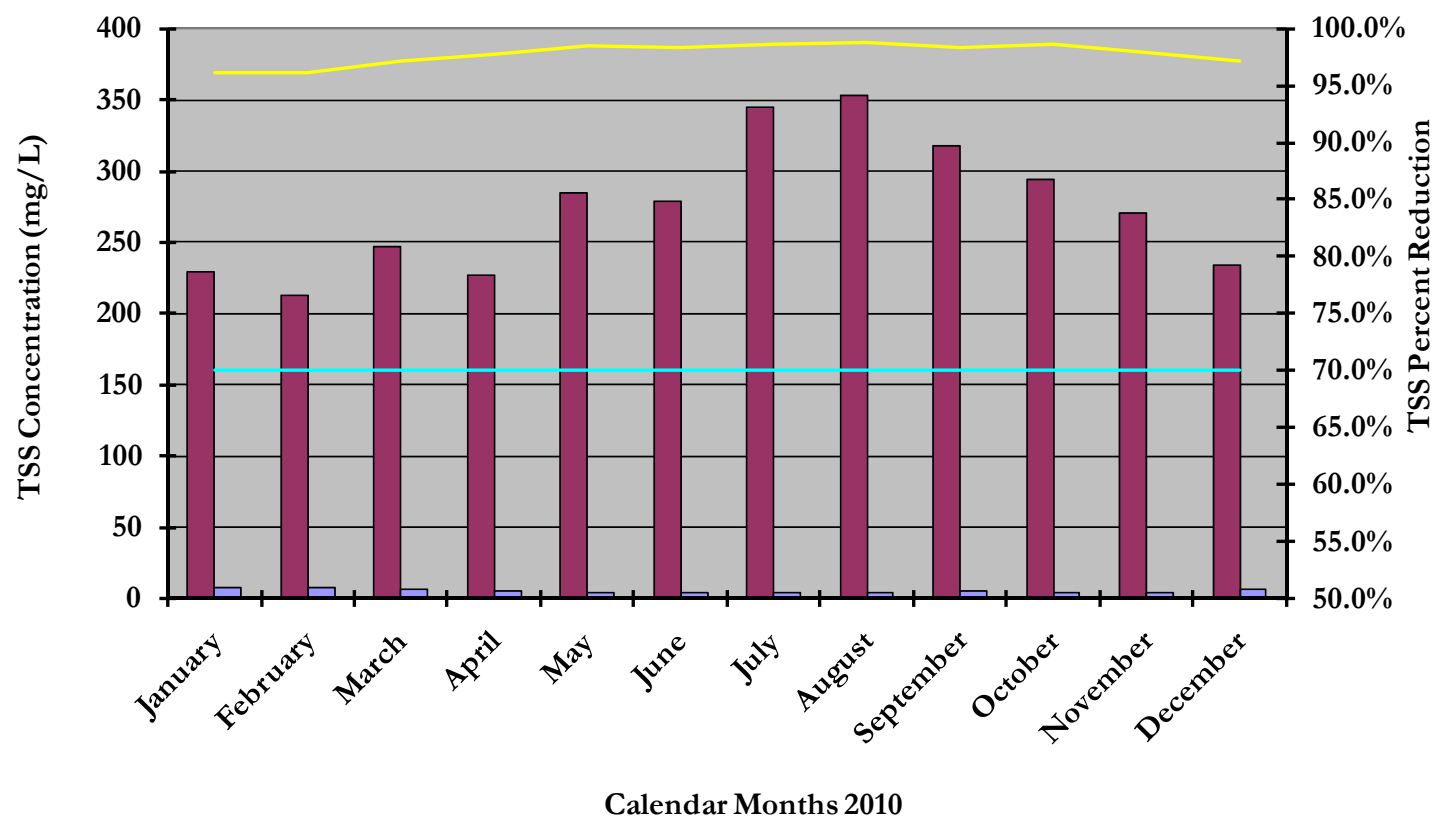
WWTF Flow Report - 2010



WWTF TOTAL SUSPENDED SOLIDS (TSS) DATA SUMMARY - MONTHLY AVERAGES 2010

2010 Monthly Averages	Influent TSS mg/l	Effluent TSS mg/l	TSS Removal %	Average Monthly Effluent TSS Load pounds/day	Average Monthly Effluent TSS Load kilograms/day
January	381.1	5.5	98.6%	321.5	145.8
February	259.9	7.0	97.3%	925.2	419.7
March	343.5	4.6	98.7%	348.3	158.0
April	381.3	5.2	98.6%	315.2	143.0
May	395.9	4.4	98.9%	285.3	129.4
June	436.8	4.8	98.9%	300.3	136.2
July	482.9	4.6	99.0%	257.4	116.7
August	432.7	4.7	98.9%	264.4	119.9
September	349.4	4.4	98.7%	314.7	142.7
October	371.9	5.7	98.5%	432.2	196.0
November	363.1	5.7	98.4%	361.0	163.7
December	356.8	6.4	98.2%	458.9	221.9
Averages	379.6	5.3	98.6%	382.0	174.4
NPDES Limit 1 (Maximum 30-Day Effluent)		≤30 mg/L		4,253	1,929
NPDES Limit 2 (Maximum 7-Day Effluent Limit)		≤45 mg/L		6,380	2,894
NPDES Limit 3 (Minimum Monthly Average Removal)			85%		

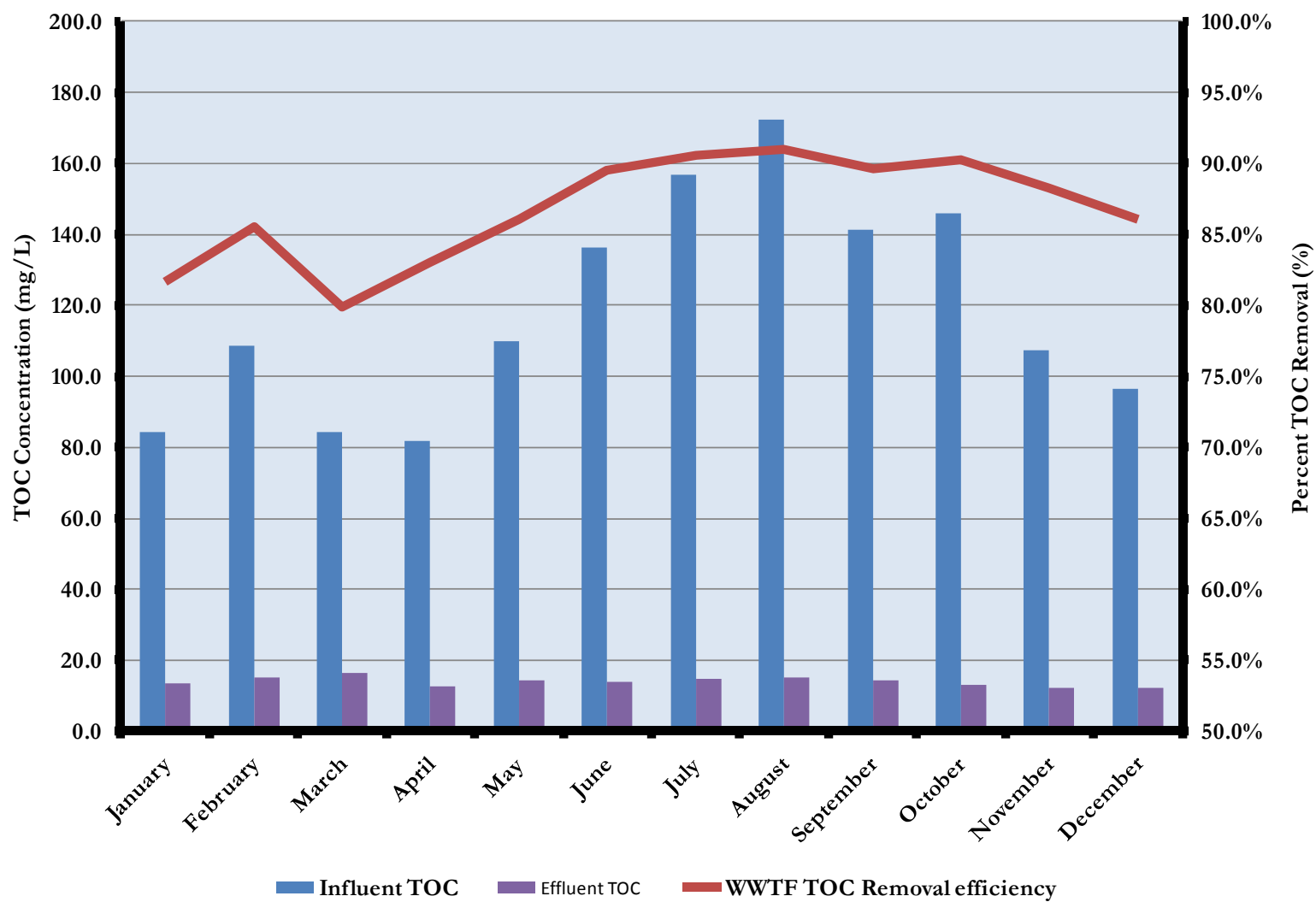
WWTF Total Suspended Solids Report 2010



Total Organic Carbon Treatment (TOC) Report -2010

2010 Monthly Averages	Influent TOC	Effluent TOC	TOC Removal	Average Monthly Effluent TOC Load	Average Monthly Effluent TOC Load
	mg/l	mg/l	%	pounds/day	kilograms/day
January	84.4	13.4	81.7%	1426.3	647.0
February	108.7	15.0	85.5%	1035.6	469.8
March	84.5	16.3	79.8%	1079.9	489.8
April	81.9	12.9	83.0%	997.0	452.2
May	110.0	14.3	86.1%	853.7	387.2
June	136.5	13.7	89.5%	792.8	359.6
July	156.8	14.8	90.6%	765.1	347.1
August	172.3	15.0	91.0%	891.6	404.4
September	141.5	14.4	89.6%	895.8	406.3
October	145.9	13.2	90.2%	910.1	412.8
November	107.5	12.3	88.2%	1166.2	529.0
December	96.3	12.1	86.0%	1044.8	473.9
Averages	118.9	13.9	86.8%	988.2	448.3
NPDES Limit 1 (Maximum 30-Day Effluent TOC)		≤15.6 mg/L		2,198	1,609
NPDES Limit 2 (Maximum 7-Day Effluent TOC Limit)		≤25 mg/L		3,545	2,574
NPDES Limit 3 (Site-specific TOC Equivalent Minimum Monthly Average TOC Removal)			70%		

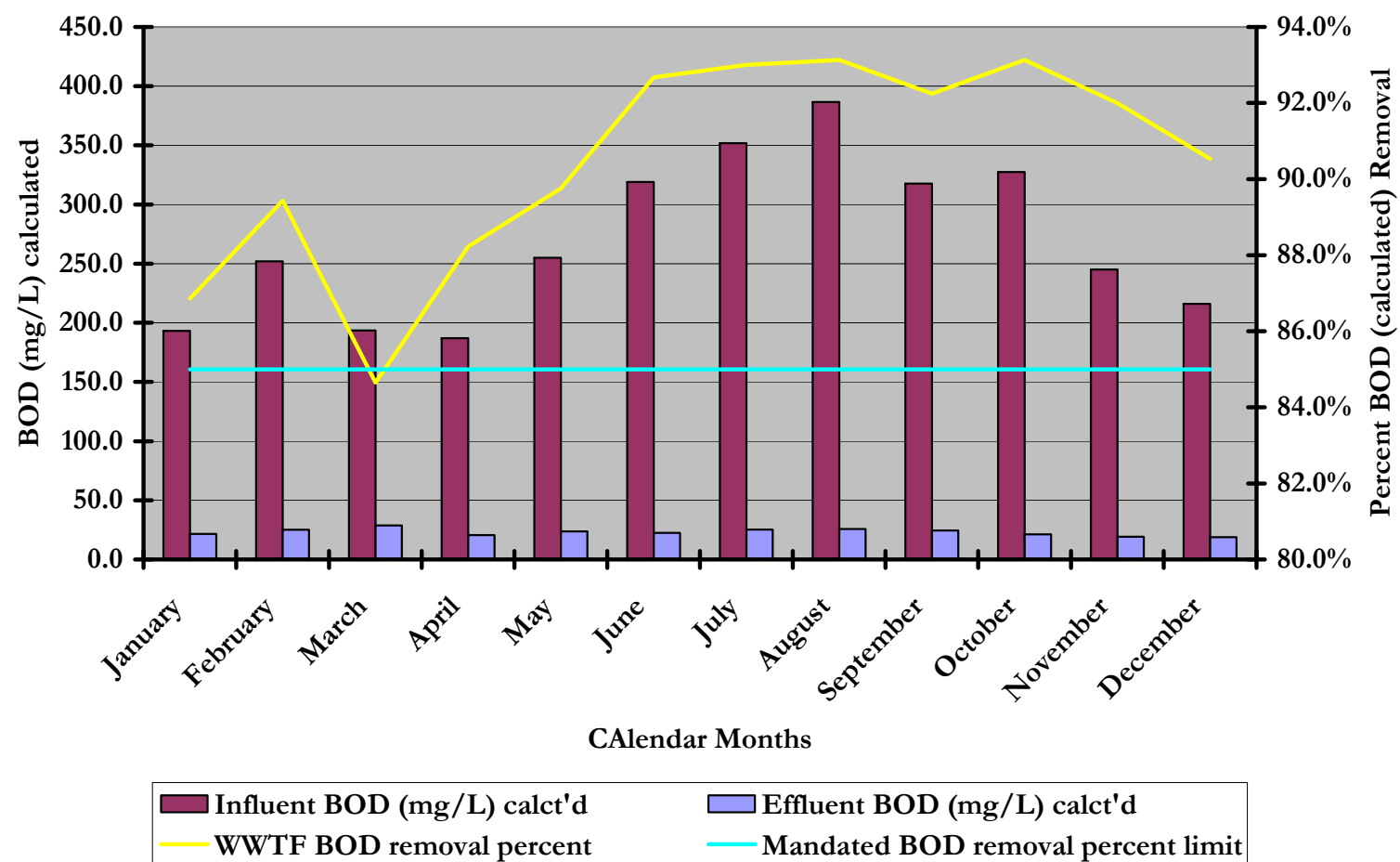
WWTF Total Organic Carbon (TOC) Report 2010



WWTF BIOCHEMICAL OXYGEN DEMAND (BOD Equivalent) TREATMENT DATA - MONTHLY AVERAGES 2010

2010 Monthly Averages	Influent BOD (calculated)	Effluent BOD (calculated)	WWTF BOD (calculated) Removal
	mg/l	mg/l	%
January	193.1	21.7	86.9%
February	252.0	25.2	89.4%
March	193.5	28.8	84.6%
April	187.0	20.4	88.2%
May	254.9	23.9	89.8%
June	318.9	22.5	92.7%
July	351.9	25.2	93.0%
August	386.6	25.7	93.1%
September	317.6	24.3	92.2%
October	327.5	21.2	93.1%
November	244.9	19.2	92.0%
December	216.1	18.7	90.5%
Averages	289.5	22.4	91.6%
NPDES Limit 1: (Maximum 30-Day Calculated Effluent BOD mg/L)		25	
NPDES Limit 2: (Maximum 7-Day Calculated Effluent BOD mg/L)		45	
NPDES Limit 3: Minimum Monthly BOD (calculated) Removal Average %			85%

WWTF Calculated BOD Report 2010



WWTF TRACE ORGANIC COMPOUNDS (TrOC or COMPOUNDS OF EMERGING CONCERN) in CALIFORNIA OCEAN PLAN
TABLE B TREATMENT DATA - ANNUAL AVERAGES 2009

COMPOUNDS	WET SEASON MARCH 2009		
	INFLUENT (pg/L)	EFFLUENT (pg/L)	PERCEIVED* CHANGE (%)
Aldrin	ND	ND	Perceived change values are represented in this column, only for compounds where a measurable difference (%) exists, and is not excessively confounded by the onerous challenge of measurements in the Influent.
chlordane, cis	21.63	57.73	
chlordane, trans	21.32	46.63	
chlorpyrifos	131.36	154.54	
dacthal	ND	ND	
DDD, o,p'	2.71	5.65	
DDD, p,p'	1.49	3.78	
DDE, o,p'	0.29	0.42	
DDE, p,p'	14.41	21.35	
DDT, o,p'	2.20	2.43	
DDT, p,p'	4.88	7.08	
diazinon	ND	ND	
dieldrin	40.42	153.32	
endosulfan I	ND	ND	
endosulfan II	ND	ND	
endosulfan sulfate	ND	ND	
endrin	ND	ND	
heptachlor	2.36	2.66	
heptachlor epoxide	9.96	32.67	
hexachlorobenzene	4.85	17.88	
methoxychlor	3.15	2.76	13
mirex	0.14	0.09	38
nonachlor, cis	2.04	4.40	
nonachlor, trans	7.94	19.64	
oxychlordane	0.76	4.00	
Naphthalene	31,625.34	9,171.45	71

Methylnaphthalene, 2-	12,898.15	4,531.69	65
Methylnaphthalene, 1-	5,992.65	1,995.78	67
Dimethylnaphthalene, 2,6-	1,788.88	466.30	74
Trimethylnaphthalene, 2,3,5-	425.45	215.49	49
Naphthalenes, C1 -	20,488.62	7,177.23	65
Naphthalenes, C2 -	7,276.05	2,260.26	69
Naphthalenes, C3 -	4,907.36	2,572.75	48
Naphthalenes, C4 -	1,736.72	2,030.55	
Biphenyl	2,588.78	952.57	63
Acenaphthylene	202.70	110.21	46
Acenaphthene	1,730.12	707.48	59
Fluorene	1,590.19	795.61	50
Methylfluorene, 1-	428.75	317.48	26
Fluorenes, C1 -	1,236.01	1,190.44	4
Fluorenes, C2 -	1,927.09	2,704.40	
Fluorenes, C3 -	1,784.70	2,120.26	
Dibenzothiophene	596.55	300.04	50
Dibenzothiophenes, C1 -	1,651.22	2,079.94	
Dibenzothiophenes, C2 -	625.25	949.79	
Dibenzothiophenes, C3 -	491.16	753.62	
Phenanthrene	5,414.56	1,879.05	65
Methylphenanthrene, 1-	294.01	181.44	38
Phenanthrene/Anthracene, C1 -	1,513.72	1,277.94	16
Phenanthrene/Anthracene, C2 -	1,332.68	2,332.22	
Phenanthrene/Anthracene, C3 -	578.56	977.31	
Phenanthrene/Anthracene, C4 -	291.44	519.71	
Anthracene	877.65	396.10	55
Fluoranthene	1,372.28	1,993.22	
Fluoranthene/Pyrenes, C1 -	780.00	1,193.97	

Pyrene	1,111.39	1,848.04	
Benz(a)anthracene	168.19	271.38	
Chrysene	169.33	250.45	
Chrysenes, C1 -	100.32	155.28	
Chrysenes, C2 -	61.74	73.31	
Chrysenes, C3 -	ND	29.98	
Benzo(b)fluoranthene	74.97	106.47	
Benzo(k)fluoranthene	ND	34.20	
Benzo(e)pyrene	55.20	72.95	
Benzo(a)pyrene	52.71	59.54	
Indeno(1,2,3-c,d)pyrene	ND	ND	
Dibenz(a,h)anthracene	ND	ND	
Benzo(g,h,i)perylene	ND	28.45	
8 - PCB	4.16	4.77	
18	5.48	7.65	
27	ND	0.46	
28	7.56	8.08	
29	ND	10.81	
31	6.68	7.97	
33	5.17	4.65	10
44	5.24	5.79	
49	3.61	4.45	
52	6.45	9.10	
56	2.09	2.04	3
60	1.12	1.06	6
64	1.30	1.24	5
66	3.79	4.00	
70	5.21	6.98	
74	2.31	2.64	

77	0.76	0.99	
87	2.33	2.89	
95	4.20	5.68	
97	1.35	1.95	
99	1.97	2.46	
101	4.46	6.72	
105	2.15	1.98	8
110	5.98	6.72	
114	ND	ND	
118	4.69	5.15	
126	0.43	0.20	54
128	0.54	0.58	
137	0.48	0.31	35
138	2.85	2.67	6
141	0.55	0.73	
146	ND	ND	
149	2.76	3.03	
151	0.66	0.94	
153	3.11	3.72	
156	0.80	0.52	35
157	0.50	0.24	52
158	0.57	0.49	13
169	ND	ND	
170	0.43	0.11	76
174	0.21	0.53	
177	0.41	0.17	59
180	0.82	0.76	8
183	1.16	0.63	46
187	1.50	1.10	26

189	0.87		100
194	ND	ND	
195	ND	ND	
198_199	1.59	0.72	55
200	0.14	0.14	
201	0.85	0.24	72
203	0.35	0.14	60
206	0.72	ND	
209	ND	ND	

WWTF INFLUENT & EFFLUENT DATA 2010 MONTHLY AVERAGES – PH; CHLORINE; OIL & GREASE

2010 Months	Influent pH	Effluent pH	Daily Maximum Chlorine Residual	Peak Maximum Chlorine Residual	Influent Oil and Grease Monthly	Effluent Oil and Grease Monthly
	SI	SI	ug/l	ug/l	mg/l	mg/l
January	7.3	7.0	18.3	129.3	30	<5
February	7.3	7.0	14.2	50.0	15	<5
March	7.3	7.1	0.1	15.3	20	<5
April	7.2	7.1	0.0	0.5	17	<5
May	7.3	7.2	1.8	63.6	41	<5
June	7.3	7.1	0.0	0.0	15	<5
July	7.3	7.1	0.3	0.9	39	<5
August	7.4	7.3	7.0	160.7	31	<5
September	7.3	7.2	8.0	69.8	22	<5
October	7.2	7.1	5.5	61.5	26	<5
November	7.2	7.1	0.3	33.9	29	<5
December	7.1	6.9	14.1	56.1	21.0	<5
Averages	7.3	7.1	5.8	53.5	25.5	<5
Minimum	7.1	6.9	0.0	0.0	15.0	<5
Maximum	7.4	7.3	18.3	160.7	41.0	<5
NPDES Limit 1		Maximum: 9.0	Daily Maximum: 1,120	Instantaneous Maximum: 8,400		Monthly Average: 25
NPDES Limit 2		Minimum: 6.0	6-Month Median: 280			Monthly Maximum: 40
NPDES Limit 3						7-Day Average: 75

WWTF NPDES COMPOUNDS ANALYZED ON QUARTERLY FREQUENCY - EFFLUENT DATA - 2010

2010 Quarterly Data	Effluent Acute Toxicity (Quarterly)	Effluent Chronic Toxicity (Quarterly)	Effluent Phenols (Quarterly)	Effluent Total Sulfides (Quarterly)
	TU _a	TU _c	mg/L	mg/L
January	1.3	8	<0.001	<0.10
February				
March				
April	1.5	16	<0.001	<0.10
May				
June				
July	1.5	16	<0.001	<0.10
August				
September				
October	1.4	6.9	0.012	<0.10
November				
December	1.4	8		
Averages	1.4	10.98	0.0046	<0.1
Maximum	1.5	16	0.012	<0.1
NPDES Maximum Effluent Limits	4.47	140		

WWTF NPDES NUTRIENTS; TEMPERATURE; TURBIDITY; SILICATES MONTHLY SUMMARY - 2010

Monthly Averages	Effluent Turbidity (Monthly)	Effluent Temperature	Ammonia Nitrogen	Ortho-Phosphate	Urea	Nitrates	Dissolved Silicate
	NTU	°C	µg/L	mg/L	mg/L	mg/L	mg/L
January	4.7	17.6	38,000	6.1	0.08	40	33
February	2.8	17.7	14,000	5.1	0.08	26	31
March	3.9	17.8	27,400	5.7	0.07	7.2	34
April	3.1	17.9	27,200	4.7	0.10	21	28
May	3.6	20.0	32,600	9.1	0.17	1.2	32
June	3.0	24.1	27,410	9.6	0.11	23	34
July	3.5	23.9	34,570	8.8	0.10	17	36
August	2.8	24.1	35,080	5.3	0.08	15	36
September	3.3	24.3	36,740	6.2	0.13	28	37
October	3.0	23.3	38,800	4.7	0.11	39	37
November	3.1	20.6	19,825	5.8	0.1	51	35
December	2.6	18.8	23,850	5.8	0.10	11	33
Average	3.3	20.8	29,622.9	6.4	0.1	23.3	33.8
Minimum	2.6	17.6	14,000.0	4.7	0.07	0.9	32.0
NPDES Monthly Average Limit	75		Instantaneous Maximum: 840,000				
NPDES Weekly Average Limit	100		Daily Maximum: 336,000				
NPDES Daily Maximum Limit	225		6-Month Median: 84,000				

TRACE ORGANIC COMPOUNDS	EFFLUENT CONCENTRATIONS (pg/L)
Aldrin	ND
chlordane, cis	16.73
chlordane, trans	12.37
chlorpyrifos	15.84
dacthal	ND
DDD, o,p'	ND
DDD, p,p'	4.13
DDE, o,p'	ND
DDE, p,p'	8.70
DDT, o,p'	ND
DDT, p,p'	ND
diazinon	3.56
dieldrin	ND
endosulfan I	26.85
endosulfan II	ND
endosulfan sulfate	ND
endrin	ND
heptachlor	ND
heptachlor epoxide	ND
hexachlorobenzene	ND
methoxychlor	ND
mirex	ND
nonachlor, cis	ND
nonachlor, trans	12.99

oxychlordanes	ND
Naphthalene	928.76
Methylnaphthalene, 2-	1,008.10
Methylnaphthalene, 1-	806.34
Dimethylnaphthalene, 2,6-	293.40
Trimethylnaphthalene, 2,3,5-	76.25
Naphthalenes, C1 -	1,989.62
Naphthalenes, C2 -	1,623.02
Naphthalenes, C3 -	1,538.86
Naphthalenes, C4 -	750.11
Biphenyl	297.04
Acenaphthylene	ND
Acenaphthene	376.53
Fluorene	581.13
Methylfluorene, 1-	168.10
Fluorenes, C1 -	562.62
Fluorenes, C2 -	720.00
Fluorenes, C3 -	536.67
Dibenzothiophene	196.00
Dibenzothiophenes, C1 -	482.10
Dibenzothiophenes, C2 -	310.77
Dibenzothiophenes, C3 -	225.41
Phenanthrene	2,007.46
Methylphenanthrene, 1-	123.92
Phenanthrene/Anthracene, C1 -	716.53
Phenanthrene/Anthracene, C2 -	959.36
Phenanthrene/Anthracene, C3 -	469.27
Phenanthrene/Anthracene, C4 -	247.81
Anthracene	157.14
Fluoranthene	856.92
Fluoranthene/Pyrenes, C1 -	404.81

Pyrene	523.21
Benz(a)anthracene	94.01
Chrysene	90.02
Chrysenes, C1 -	75.33
Chrysenes, C2 -	43.08
Chrysenes, C3 -	ND
Benzo(b)fluoranthene	43.31
Benzo(k)fluoranthene	17.06
Benzo(e)pyrene	36.21
Benzo(a)pyrene	30.46
Indeno(1,2,3-c,d)pyrene	ND
Dibenz(a,h)anthracene	ND
Benzo(g,h,i)perylene	ND
8 - PCB	3.71
18	4.09
27	ND
28	4.59
29	17.74
31	4.43
33	ND
44	3.55
49	2.51
52	4.27
56	2.71
60	ND
64	ND
66	ND
70	ND
74	ND
77	ND
87	ND

95	ND
97	ND
99	ND
101	3.16
105	ND
110	3.31
114	ND
118	ND
126	ND
128	ND
137	ND
138	ND
141	ND
146	ND
149	ND
151	ND
153	ND
156	ND
157	ND
158	ND
169	ND
170	ND
174	ND
177	ND
180	ND
183	ND
187	ND
189	ND
194	ND
195	ND
198_199	ND

200	ND
201	ND
203	ND
206	ND
209	ND
2,3,7,8-TCDD	3.88E-03
1,2,3,7,8-PeCDD	3.45E-02
1,2,3,4,7,8-HxCDD	6.84E-02
1,2,3,6,7,8-HxCDD	8.60E-02
1,2,3,7,8,9-HxCDD	7.45E-02
1,2,3,4,6,7,8-HpCDD	2.00E-01
OCDD	3.99E-01
2,3,7,8-TCDF	4.17E-03
1,2,3,7,8-PeCDF	5.56E-03
2,3,4,7,8-PeCDF	5.75E-03
1,2,3,4,7,8-HxCDF	1.48E-02
1,2,3,6,7,8-HxCDF	1.41E-02
2,3,4,6,7,8-HxCDF	1.56E-02
1,2,3,7,8,9-HxCDF	1.34E-02
1,2,3,4,6,7,8-HpCDF	2.00E-02
1,2,3,4,7,8,9-HpCDF	0.00E+00
OCDF	1.75E-01

SECTION II. UPSET, INTERFERENCE, AND PASS-THROUGH

UPSET, INTERFERENCE, AND PASS-THROUGH

The pretreatment program had two broad review exercises where Plant and Program records were evaluated for local limits revision; and specifically for upsets, interferences and pass-through in 2010. These included the Local Limits revision exercise completed in July 2010, and the annual report development, which culminated in this report.

Although there was one (1) incident of TOC removal limit failure in 2010, all the data indicate that this was not an incident of pass-through, interference or upset. No incident of pass-through, interference or upset was documented throughout the calendar year 2010, (please refer to data and report summary in Section I. Analyses of Pollutants Identified in Section 307(a) of the Clean Water Act, Pollutants contributing to Pass-Through).

In addition to the review exercises mentioned above, the pretreatment program was able to evaluate the plant effluent loads of trace organic compounds; and commonly analyzed metals through the plant and into the discharge area. The trace organic loads' analyses were done through the implementation of the integrative sampling devices during the dry season in 2010, and the review of metals analyses in 2010 was performed with the semi-annual effluent data of the same period.

As a result of the implementation of the integrative sampling processes, it has been possible to conclude an update of the Local Limits, and implement an updated listing in 2010. The newer limits are presented in this section following this introduction.

The City is continuing to evaluate professional laboratories with expanded capabilities to develop a clearer evaluation of all the compounds in the State's Ocean Plan's Table B during 2010.

In conclusion, the data indicate that compliance with the WDR and MRP requirements has been good, and no problems are anticipated for 2011

Updated Local Limits Table– 2010 Trace Organic Compounds Table

Updated Local Limits		
Pollutant	Limit (mg/l)	Governing Factor
chlordane	1.48479E-05	NPDES Monthly Effluent Limits
DDT, o,p'	0.011185859	NPDES Monthly Effluent Limits
dieldrin	9.3839E-05	NPDES Monthly Effluent Limits
endosulfan I	0.0057246	Chronic water Quality Standards
endrin	0.0015134	Chronic water Quality Standards
heptachlor	0.000137081	NPDES Monthly Effluent Limits
heptachlor epoxide	1.39E-05	NPDES Monthly Effluent Limits
hexachlorobenzene	23.49999996	Activated Sludge Inhibition
Naphthalene	2350	Activated Sludge Inhibition
Phenanthrene/Anthracene, C1 -	2349.999991	Activated Sludge Inhibition
Anthracene	2422.680408	Activated Sludge Inhibition
Fluoranthene	123.3749924	NPDES Monthly Effluent Limits
8 - PCB	0.000138859	NPDES Monthly Effluent Limits
2,3,7,8-TCDD	2.5326E-09	NPDES Monthly Effluent Limits

Updated Local Limits – Metals Table

Updated Local Limits – Metals		
Pollutant	Limit (mg/l)	Governing Factor
Arsenic	0.211242707	Anaerobic Digester Inhibition
Cadmium	1.568452026	Anaerobic Digester Inhibition
Chromium	35.64614286	Anaerobic Digester Inhibition
Hexavalent Chromium	5.264	NPDES Daily Effluent Limits
Copper	2.174054422	Anaerobic Digester Inhibition
Cyanide	0.080227743	Anaerobic Digester Inhibition
Lead	6.039768675	NPDES Daily Effluent Limits
Mercury	0.317630133	NPDES Daily Effluent Limits
Nickel	1.150027211	Anaerobic Digester Inhibition
Selenium	96.28260293	NPDES Daily Effluent Limits
Silver	0.704495238	Anaerobic Digester Inhibition
Zinc	25.22494114	Anaerobic Digester Inhibition
Total Suspended Solids	3000	NPDES Daily Limit

SECTION III. BASELINE MONITORING REPORTS

BASELINE MONITORING REPORTS

Industry Baseline Monitoring Reports (BMR) have been reviewed in order to reflect any changes undertaken by permitted industries during the course of 2010.

Changes in status include:

- One IU, **City of Santa Cruz Water Department** – discontinued temporary wastewater discharge from its pilot desalination plant, which was operated under permit through June 2010. The discharge to sewer met the limits and conditions of the permit. The permit has been terminated with the successful completion of the project. The site was closed and treatment equipment was removed as of April 16, 2010.
- One IU, **Cal Clean (Beacon Station #3528)** – was issued a temporary wastewater discharge permit for discharging treated water from a groundwater remediation system. The permit is now closed.
- One IU, **Sav-On-Gas** – was issued a wastewater discharge permit for discharging treated water from a groundwater remediation system.
- One IU, **Valero** – installed an in-situ oxygen diffusion groundwater treatment remediation system on June 16, 2010. The previously installed groundwater pump and treat remediation system they had in place was dismantled, and they no longer discharge wastewater from the groundwater system into the City's sewer facility.

All Industrial Permit users were current through 2010, and as a result, no new permits were reissued for Industrial Users in 2010.

The following is the current version of the City's Baseline Monitoring Report Form as made available to the public through the City's website at:
<http://www.cityofsantacruz.com/Modules/ShowDocument.aspx?documentid=6019>

CITY OF SANTA CRUZ PRETREATMENT PROGRAM
INSTRUCTIONS FOR BASELINE MONITORING REPORT

Following are instructions for filling out the "Information Requirements for Baseline Monitoring Report" form:

1. Briefly describe the nature of business or service performed at this facility. This description should include all manufacturing processes, including those not related to the categorical industry (use additional sheets if necessary).
2. Give the production rate of this facility (usually given as an annual average production or monthly average).
3. Provide the appropriate Standard Industrial Classification (SIC) code for this facility.
4. Self-explanatory.
5. Provide average and maximum waste flows from all regulated process streams. If process waste streams are combined either with other process waste streams or non-process (sanitary, cooling water, etc.) waste streams, these individual flow rates should be given.
6. Each industrial user will sample, analyze and report on all regulated pollutants specific to each process (refer to appropriate subcategory in regulations for specific pollutants). An attachment should be provided indicating the types of samples (i.e., grab, composite, flow proportioned) the frequency and number of samples; time, date, and locations of the sampling events; and certification that the method of analysis meets the regulatory requirements. The facility must ascertain whether it can meet the 30-day average, calculated average, daily maximum or calculated maximum limit.

All pretreatment standards are process related and a facility must comply with the standard at the end of each regulated process. However, EPA recognizes that many facilities combine their wastewater process lines, cooling water, and sanitary wastes prior to treatment or discharge to municipal sewers. Hence, a facility can sample at a combined point, but will need to adjust the categorical limit by employing the *Combined wastestream formula* which is contained in Section 403.6(e) of the General Pretreatment Regulations (Federal Register January 28, 1981). If this is the case with your facility, you must employ the formula and provide all additional data used for calculations. For further explanation, please refer to 40 CFR 403.6(e).

7. If answer was yes, skip Question 8, and go to Question 9.
8. An explanation is needed describing how the facility intends to meet Categorical Standards. If additional pretreatment and/or operations and maintenance are required, then an attachment must be provided describing the proposed system and a schedule of dates for commencement and completion of events leading to the construction and operation of the system.
9. Any other environmental control permits (i.e., NPDES, hazardous material, etc.) held by this facility must be listed.

INFORMATION REQUIREMENTS FOR BASELINE MONITORING REPORT

Facility Name
Owner/Operator
Address

1) Briefly describe the products produced and manufacturing process used in your operation

2) Production Rate: _____

3) SIC Code: _____

4) Facility Diagram: Attach a copy of your facility flow schematic diagram of all regulated process, including points of discharge to the sanitary sewer system.

5) Wastewater Flow Measurement:

Regulated Process (Type)	Daily Average (gal/day)	Daily Maximum (gal/day) or	Estimated (E) Measured (M)
_____	_____	_____	_____
_____	_____	_____	_____
_____	_____	_____	_____
Non-Regulated Process (Type)	Daily Average (gal/day)	Daily Maximum (gal/day) or	Estimated (E) Measured (M)
_____	_____	_____	_____
_____	_____	_____	_____
_____	_____	_____	_____

6) Measurement of Pollutants: Attach the most recent results from the sampling and analysis during normal working hours of all regulated process streams including the following information:

- Sample Type (i.e., flow proportional, composite, grab)
- Frequency of Samples
- Time, date, and location of sampling event
- Method of analysis
- Comparison of results with applicable pretreatment standards
- If alternate limits (i.e., combined wastestream formula) are calculated, include the limit and all supporting data

INFORMATION REQUIREMENTS FOR BASELINE MONITORING REPORT

7) Certification: Are pretreatment standards for your industry being met on a consistent basis by this facility?

☐ YES ☐ NO

If “yes”, go on to Question 9.

8) If answer to number 7 is “no”, will additional pretreatment and/or operations and maintenance be required for this facility to meet pretreatment standards?

☐ YES ☐ NO

If “no”, attach a description of the required pretreatment and/or operations and maintenance to gain compliance, and include schedule of dates for commencement and completion of events leading to the construction and operation of this additional pretreatment.

9) List any other environmental control permits held by this facility:

I have personally examined and am familiar with the information submitted on this form and attachments. Based upon my inquiry of those individuals immediately responsible for obtaining the information reported herein, I believe that the submitted information is true, accurate and complete. I am aware that there are significant penalties for submitting false information, as dictated by 40 CFR 403.12(m).

Signature of Official

Date

Title of Official

SECTION IV. LIST OF INDUSTRIAL USERS

LIST OF INDUSTRIAL USERS

The following section includes lists of Industrial Users within the reach and purview of the Pretreatment program in 2010.

The list of permitted industrial users includes a breakdown of categorical industrial users, significant industrial users, dry cleaners, and treated groundwater dischargers.

The "Complete Business Listing by Class" includes all users subject to inspection and is organized by type of business.

PART IV. PERMITTED INDUSTRIAL USERS

PART IV.

Industrial User/
Industrial User/
Local Limits

Federal Category
or Noncategorical
Categorical

Federal Standards

Name and Address Operation

Parameter Max. Limit Avg. Limit Parameter Limit (mg/l)

SIGNIFICANT INDUSTRIAL USERS

Aquarius Boat Works 495 Lake Avenue	Boat Repair and Maintenance	N/A			PH	5-10
					TSS	1000
					BOD	----
					O & G	20
					Copper	0.75
					Lead	2.00
					Mercury	0.05
					Sulfide	0.20
					TPH, gas	20.0
					TPH, diesel	20.0
					BTEX	0.25
					MTBE	0.25
					Tributyltin	----
Santa Cruz Class III Landfill 605 Dimeo Lane	Landfill	N/A			All Local Limits EPA Priority Pollutants	----
Groundwater Dischargers						
Valero (Soquel) Former Beacon Service Station #3735	Groundwater Discharger	N/A			TPH-g	100.0
					BTEX	1.0
					MTBE	1.0

Other Permitted Dischargers

Bay Photo 2161 Delaware	Photo processor	N/A			pH	5-10 units
					silver	0.5
					Flow	----

Complete Business Listing by Class

<u>CLASS</u>	<u>IU Name</u>	<u>IU Number</u>	<u>Business Address</u>			<u>STATUS</u>
AUTO BODY						
	Advanced Collision Centers	AB0001	122	Hubbard	St.	CLOSE
	Bordner Auto Body	AB0002	130	Center	St.	OPEN
	Canepa Design	AB0013	1191	Water	St.	CLOSE
	Chuck Fanucci Auto Body	AB0004	211	Mcpherson	St.	OPEN
	Collins Auto Body	AB0003	113	Watson	St.	OPEN
	GMP Speed and Machine	AB0017	2119	Delaware	Ave.	OPEN
	La Vars Auto Body	AB0014	105	Bronson	St.	OPEN
	Perrigos	AB0006	251	Washington	St.	OPEN
	Santa Cruz Auto Body Inc.	AB0009	324	River	St.	OPEN
	Scotts Body Shop	AB0011	140	Center	St.	OPEN
	T&T Customs	AB0018	2117	Delaware	Ave.	CLOSE
	Westons Auto	AB0015	1298	Fair	Ave.	OPEN
AUTO DEALER						
	North Bay Ford Dealership	AD0001	1999	Soquel	Ave.	OPEN
	Santa Cruz Dodge	AD0006	1616	Soquel	Ave.	OPEN
	Santa Cruz Nissan/Volkswagen	AD0007	1616	Soquel	Ave.	OPEN
AUTO DETAIL						
	Santa Cruz Auto Detail Shop	ADT003	1207	Water	St.	CLOSE
AUTO ELECTRIC						
	Tims Auto Electric	AE0002	226	Benito	St.	OPEN
AUTO PARTS STORES						
	Santa Cruz Auto Parts	AP0001	1919	Soquel	Ave.	OPEN

AUTO RENTAL

Autoworld Sales and Leasing	ART007	725	Soquel	Ave.	OPEN
Avis Rent a Car	ART008	630	Ocean	St.	OPEN
Budget Car and Truck Rental	ART006	919 C	Ocean	St.	CLOSE
Enterprise	ART012	919	Ocean	St.	OPEN
Hertz Local Edition	ART009	130	Center	St.	OPEN
Laidlaw Transportation Services	ART010	117	Fern	St.	CLOSE
The Z Zone	ART011	703	Pacific	Ave.	CLOSE

AUTO REPAIR

A-1 Mobile Service	AR0042	743	Sanborn	Pl.	OPEN
Aamco Transmissions	AR0052	1915	Soquel	Ave.	OPEN
Advanced Auto	AR0003	1025	Water	St.	OPEN
Big O Tires	AR0050	1025	Water	St.	OPEN
Cashs Automotive Service	AR0010	619	River	St.	OPEN
Comprehensive Mechanics	AR0020	115	Mcperson	St.	OPEN
Evolution Automotive Repair	AR0056	815	Almar	Ave.	OPEN
Fidelity Automotive	AR0017	916	Soquel	Ave.	OPEN
Folks Café	AR0043	1823	Soquel	Ave.	OPEN
Good Guys Diesel	AR0060	1191	Water	St.	OPEN
Goodyear Tires & Auto Repair	AR0059	1203	Water	St.	OPEN
Graniterock-Fleet Maintenance Yard	AR0039	129	Coral	St.	OPEN
Hennings Werkstatt Inc.	AR0019	1025	Water	St.	OPEN
Jiffy Lube, Store # 2334	AR0055	1705	Soquel	Ave.	OPEN
Jim Ludy Automotive Maintenance	AR0022	501	Soquel	Ave.	OPEN
Legacy Automotive	AR0021	318	River	St.	OPEN
Marty Mechanic	AR0046	1915	15th	Ave.	OPEN
Maxwell Tire & Alignment	AR0058	1807	Soquel	Ave.	OPEN

CLASS**IU Name****IU Number****Business Address****STATUS****AUTO REPAIR**

Midas Muffler Shop	AR0023	1218	Ocean	St.	OPEN
Mobile German Auto Works	AR0054	1743	Escalona	Dr.	OPEN
Monterey Bay Automotive	AR0047	318C	River	St.	OPEN
Polar Radiator Service Inc.	AR0025	114	Coral	St.	OPEN
Putney and Perry	AR0027	325	Front	St.	OPEN
Rene's Auto Repair	AR0049	501	Soquel	Ave.	OPEN
Reyes Auto Repair	AR0057	217	McPhearson	St.	OPEN

RPM Auto Repair	AR0037	1025-	C	Water	St.	OPEN
Rustys Honda and Mazda Repair	AR0029	318		River	St.	OPEN
Santa Cruz Auto Tech	AR0030	738		Branciforte	Ave.	OPEN
Santa Cruz Automotive	AR0045	124		Benito	St.	OPEN
Santa Cruz Import Truck Service	AR0031	132		Benito	Ave.	OPEN
Santa Cruz Motorsports	AR0008	211		Cedar	St.	OPEN
Stanford Ave. Garage	AR0041	110		Stanford	Ave.	OPEN
The Engine Room	AR0015	125		Front	St.	OPEN
Water Star Motors	AR0033	318 A		River	St.	OPEN
Wheel Works	AR0040	220		Front	St.	OPEN
Work Force	AR0035	312		May	Ave.	OPEN

AUTO SALES

Auto Zone	AS0002	1800		Soquel	Ave.	CLOSE
Beach Auto Sales/Pacific Avenue Motors	AS0008	512		Pacific	Ave.	OPEN
Surf City Motors	AS0010	1025		Water	St.	OPEN

AUTO TOWING

Lifesaver Towing	AT0002	505		River	St.	OPEN
North County Recovery and Towing Inc.	AT0001	1210		Fair	Ave.	CLOSE

<u>CLASS</u>	<u>IU Name</u>	<u>IU Number</u>	<u>Business Address</u>	<u>STATUS</u>
--------------	----------------	------------------	-------------------------	---------------

AUTO WASH

Bei Scott Car Wash/Mission	AW0001	2321		Mission	St.	OPEN
Bei Scott Car Wash/Water	AW0003	827		Water	St.	OPEN
Whalers Car Wash	AW0002	2001		Soquel	Ave.	OPEN

AUTO-MOTORCYCLE SALES

Cycle Revolution	AM0001	322		Pacific	Ave.	OPEN
Santa Cruz Harley Davidson Inc	AM0002	1148		Soquel	Ave.	CLOSE
SC Custom Motorcycles	AM0003	2119		Delaware	Ave.	CLOSE

BAKERY

Allbright Donut Shoppe	000007	1055		Water	St.	OPEN
Bagelry on Cedar Street	000011	320		Cedar	St.	OPEN

Bagelry on Seabright Avenue	000012	1636	Seabright	Ave.	OPEN
Beckmans Bakery	000019	104	Bronson	St.	OPEN
Beckmans Old World Bakery	000020	2341	Mission	St.	CLOSE
Black China Bakery	000024	104	Bronson	St.	OPEN
Costco/Bakery Department	000059	220	Sylvania	Ave.	OPEN
Emilys Good Things To Eat	000079	1129	Mission	St.	OPEN
Ferrells Donut Shop #1	000086	2227	Mission	St.	OPEN
Ferrells Donut Shop #2	000089	1403	Ocean	St.	OPEN
Gigi's Bakery and Café	000291	550	River	St.	OPEN
Hoffmans Bakery	000324	1100	Pacific	Ave.	OPEN
Kellys French Bakery	000349	401	Ingalls	St.	OPEN
Noahs New York Bagel	000148	1411	Pacific	Ave.	OPEN
Pacific Cookie Company	000255	303	Potrero	St.	OPEN
Pacific Cookie Company	000162	1203	Pacific	Ave.	OPEN
The Buttery	000226	702	Soquel	Ave.	OPEN

<u>CLASS</u>	<u>IU Name</u>	<u>IU Number</u>	<u>Business Address</u>		<u>STATUS</u>
BOAT REPAIR	Monterey Bay Marine Engine Co.	BR0002	555	Brommer	St. OPEN
	Santa Cruz Port District	BW0001	135	Fifth	Ave. CLOSE
CONVALESCENT	Dominican Rehabilitation Services	CON001	610	Frederick	St. OPEN
	Front Street Residential	000094	126	Front	St. OPEN
	New Life Center	000146	707	Fair	St. OPEN
DRY CLEANER	Almar Cleaners and Shoe Repair I	DC0004	857	Almar	Ave. OPEN
	Bariteaus	DC0005	620	Water	St. OPEN
	Classic Cleaners	DC0003	609	Soquel	Ave. OPEN
	Del Mar Cleaners	DC0002	1307	Soquel	Ave. OPEN
	Mission Dry Cleaner	DC0001	1224	Mission	St. OPEN
	Vapor Cleaners	DC0006	285	Water	St. OPEN
ENGINE STEAM CLEAN					

FLEET TRANSPORTATION

Beckman's Bakery (Fleet)	FT0007	104	Bronson	St.	OPEN
Goodwill Industries	FT0001	350	Encinal	St.	OPEN
Graniterock-Concrete Production Yard	FT0002	303	Coral	St.	OPEN
Las Animas Concrete	FT0003	146	Encinal		OPEN
U.S. Post Office	FT0009	850	Front	St.	OPEN
United Parcel Service	FT0006	251	Sylvania	Ave.	OPEN

<u>CLASS</u>	<u>IU Name</u>	<u>IU Number</u>	<u>Business Address</u>	<u>STATUS</u>
--------------	----------------	------------------	-------------------------	---------------

FOOD CATER

Aunt Netties-Westside	000326	2100	Delaware	Ave.	OPEN
Russos Commercial Kitchen	000185	216	Fern	St.	OPEN
Sushi Now	000330	254	Portrero	Ave.	OPEN

FOOD MARKET

Days Market Liquors & Deli	000065	526	Seabright	Ave.	OPEN
Del Pueblo Market	000067	2118	Soquel	Ave.	OPEN
Esperanza Market	000083	341	Ocean	St.	OPEN
La Esperanza Market	000082	1204	Mission	St.	OPEN
New Leaf Community-Mission St	000433	1101	Fair	Ave.	OPEN
New Leaf Community-Mission St	000145	2351	Mission	St.	CLOSE
New Leaf Community-Pacific Avenue	000144	1134	Pacific	Ave.	OPEN
Quality Market	000173	221	Riverside	Ave.	OPEN
Safeway Stores on Mission	000187	2111	Mission	St.	OPEN
Safeway Stores on Morrissey	000186	117	Morrissey	Ave.	OPEN
Shoppers Corner/Meat Dept.	000198	622	Soquel	Ave.	OPEN
Sun Market	000207	220	Liebrandt	Ave.	CLOSE

GAS STATION

5th Ave Center Inc.	GAS023	2003	Mission	St.	OPEN
Arco, Kwik Serve Gas Station	GAS017	1725	Mission	St.	OPEN
Chevron-Mission Smog Repair	GAS009	823	Mission	St.	CLOSE
Ocean St Chevron	GAS012	404	Soquel	Ave.	OPEN
Rod & Ros	GAS014	1024	Water	St.	OPEN
Rotten Robbie #35	GAS013	1906	Mission	St.	OPEN
Santa Cruz County Fleet Services	GAS025	691	Ocean	St.	OPEN

Sav on Gasoline	GAS015	1415	Ocean	St.	OPEN
-----------------	--------	------	-------	-----	------

<u>CLASS</u>	<u>IU Name</u>	<u>IU Number</u>	<u>Business Address</u>	<u>STATUS</u>
--------------	----------------	------------------	-------------------------	---------------

GAS STATION

Unocal 76	GAS016	904	Mission	St.	OPEN
Unocal 76, Santa Cruz Gas	GAS019	805	Ocean	St.	OPEN
Unocal/Harbor 76	GAS001	1505	Soquel	Ave.	OPEN
Valero Gas - Ocean Street	GAS024	1319	Ocean	St.	OPEN
Valero Gas and Shop - Mission Street	GAS022	2202	Mission	St.	OPEN
Valero Gas and Shop - Mission Street	GAS021	2202	Mission	St.	OPEN
Valero Gas and Shop - Soquel Ave	GAS020	1516	Soquel	Ave.	OPEN
Valero Gas and Shop former Bobs Beacon Service	GAS007	335	Mission	St.	OPEN

GROUNDWATER

CalClean	GW0026	335	Mission	St.	CLOSE
Conoco Phillips Service Station # 4818	GW0003	1505	Soquel	Ave.	OPEN
Dominican Hospital	GW0006	610	Frederick	St.	OPEN
Dominican Hospital	GW0012	610	Frederick	St.	OPEN
Fins Coffee	GW0018	1104	Ocean	St.	OPEN
Santa Cruz Industries	GW0004	411	Swift	St.	CLOSE
Sav On Gas	GW0014	1415	Ocean	St.	OPEN
Valero California Retail Co.	GW0019	1516	Soquel	Ave.	OPEN

HOTEL

Best Western All Suites Inn	000381	500	Ocean	St.	OPEN
-----------------------------	--------	-----	-------	-----	------

LABORATORY

Santa Cruz Biotechnology	NC0006	2161	Delaware	Ave.	OPEN
--------------------------	--------	------	----------	------	------

LAUNDRY

Bei Scott Laundry	LY0001	815	Soquel	Ave.	OPEN
-------------------	--------	-----	--------	------	------

<u>CLASS</u>	<u>IU Name</u>	<u>IU Number</u>	<u>Business Address</u>	<u>STATUS</u>
--------------	----------------	------------------	-------------------------	---------------

MANUFACTURING

Anatometal Inc.	MF0009	411	Ingalls	St.	OPEN
Bonny Doon Winery	WINE01	328	Ingalls	Ave.	OPEN
Dallas Electronics	MF0006	2151	Delaware	Ave.	OPEN
Good Earth Tea's	MF0002	831	Almar	Ave.	OPEN
Johnson Diversey Equipment	MF0004	2841	Mission	St.	OPEN
Santa Cruz Mountain Bikes	MF0010	104	Bronson	St.	OPEN
Shens Gallery	0001MF	2117	Delaware	Ave.	CLOSE
University Business Park (former Wrigley's Building)	MF0008	2801	Mission	St.	OPEN

MEDICAL LAB

Santa Cruz Medical Clinic	Phot05	2025	Soquel	Ave.	OPEN
---------------------------	--------	------	--------	------	------

PHOTOFINISHER

Covello and Covello Photography	Phot04	602	Mission	St.	CLOSE
Longs Drugs (Front St.)	Phot01	600	Front	St.	CLOSE
Longs Drugs (Mission St)	Phot02	1700	Mission	St.	CLOSE
Rite Aid #5979	Phot06	901	Soquel	Ave.	CLOSE
Walgreen Drug Stores	Phot03	1718	Soquel	Ave.	OPEN

PRINTER

Santa Cruz County Sentinel	NC0002	207	Church	St.	CLOSE
----------------------------	--------	-----	--------	-----	-------

PUBLIC AGENCY

City of Santa Cruz Fleet Services	PA0005	1125	River	St.	OPEN
County of Santa Cruz Fleet Services	PA0004	701	Ocean	St.	OPEN
Santa Cruz High School	PA0006	415	Walnut	Ave.	OPEN
Santa Cruz Metro Transit District	PA0001	1200	River	St.	OPEN
Santa Cruz Metro Transit District	PA0002	120	Golf Club	Dr.	OPEN
Santa Cruz Metro Transit District	PA0003	111	Dubois	St.	CLOSE

<u>CLASS</u>	<u>IU Name</u>	<u>IU Number</u>	<u>Business Address</u>	<u>STATUS</u>
--------------	----------------	------------------	-------------------------	---------------

RECREATION VEHICLE REPAIR

RV Service Center of Santa Cruz	RVR001	2525	Mission	St.	OPEN
---------------------------------	--------	------	---------	-----	------

RESTAURANT

515 Kitchen & Cocktails	000474	515	Cedar	St	OPEN
A slice of Kianti's	000451	46	Front	St	OPEN
Acapulco Restaurant	000001	1116	Pacific	Ave.	OPEN
Aldos Restaurant	000006	616	Atlantic	Ave.	OPEN
Aqua Blu	000400	1108	Pacific	Ave.	OPEN
Asana Teas	000436	103	Lincoln	St.	OPEN
Bad Ass Coffee	000415	1207	Pacific	Ave.	CLOSE
Barosa Grill	000351	515	Cedar	St.	CLOSE
Batik Café	000422	1209	Soquel	Ave.	CLOSE
Batish House	000015	1310	Mission	St.	OPEN
Beach Street Café	000017	399	Beach	St.	OPEN
Benten Restaurant	000021	1547	Pacific	Ave.	OPEN
Betty's Burgers	000423	505	Seabright	Ave.	OPEN
Black China Bakery Café	000375	1121	Soquel	Ave.	OPEN
Boardwalk/Barbary Coast	000026	400	Beach	St.	OPEN
Boardwalk/Barnacle Bills	000027	400	Beach	St.	OPEN
Boardwalk/Beach Deck	000028	400	Beach	St.	OPEN
Boardwalk/Burgers	000029	400	Beach	St.	OPEN
Boardwalk/Coasters Bar-Grill	000359	400	Beach	St.	OPEN
Boardwalk/Coconut Grove	000030	400	Beach	St.	OPEN
Boardwalk/Dipper Diner	000031	400	Beach	St.	OPEN
Boardwalk/Fish & Fry	000032	400	Beach	St.	OPEN
Boardwalk/Fishermans Galley	000033	400	Beach	St.	OPEN
Boardwalk/Funnel Cakes	000034	400	Beach	St.	OPEN
Boardwalk/Gyros	000035	400	Beach	St.	OPEN
Boardwalk/Handout	000036	400	Beach	St.	OPEN
Boardwalk/Hodgies	000037	400	Beach	St.	OPEN
Boardwalk/Hot Dog/Chicken	000038	400	Beach	St.	OPEN
Boardwalk/Pizza Hut/Taqueria	000039	400	Beach	St.	OPEN
Boardwalk-Surf City Grill	000394	400	Beach	St.	OPEN

CLASS**IU Name****IU Number****Business Address****STATUS****RESTAURANT**

Boccis Cellar	000040	140	Encinal	St.	OPEN
Bonny Doon Vineyard Tasting Room	000429	334	Ingalls	St.	OPEN
Borders Café	000289	1200	Pacific	Ave.	OPEN
Buffalo Bill	000354	107	Leonard	St.	OPEN
Burger King on Mission Street	000041	2015	Mission	St.	OPEN

Burger King on Soquel Avenue	000042	1302	Soquel	Ave.	OPEN
Café Brazil	000045	1410	Mission	St.	OPEN
Café El Palomar	000391	2222	East Cliff	Dr.	OPEN
Cafe La Vie	000404	429	Front	St.	CLOSE
Café Limelight	000288	1016	Cedar	St.	OPEN
Café Mare	000335	740	Front	St.	OPEN
Callahans	000047	507	Water	St.	OPEN
Casa Blanca	000048	101	Main	St.	OPEN
Catalyst	000049	1011	Pacific	Ave.	OPEN
Center Street Grill	000408	1001	Center	St.	OPEN
Cereality Cereal Bar and Café	000425	1315	Pacific	Ave.	CLOSE
Charlie Hong Kong Noodles	000193	1141	Soquel	Ave.	OPEN
Chill Out Café	000325	1222	Soquel	Ave.	OPEN
China Szechwan Restaurant	000053	221	Cathcart	St.	CLOSE
Chocolate	000096	1522	Pacific	Ave.	OPEN
Civic Center/Santa Cruz	000054	307	Church	St.	OPEN
Clouds Downtown	000055	110	Church	St.	OPEN
Coffeetopia	000290	1723	Mission	St.	OPEN
Coldstone Creamery	000380	1129	Pacific	Ave.	OPEN
Costa Brava on Pacific Avenue	000058	1222	Pacific	Ave.	CLOSE
Costa Brava River St.	000338	420	River	St.	CLOSE
Costco/Deli Department	000060	220	Sylvania	Ave.	OPEN
County Cafeteria	000061	701	Ocean	St.	OPEN
County Jail/Foodservices	000062	259	Water	St.	OPEN
Crepe Place	000063	1134	Soquel	Ave.	OPEN
Crow's Nest	000361	2218	East Cliff	Dr.	OPEN

CLASS

IU Name

IU Number

Business Address

STATUS

RESTAURANT

Motiv	000475	1209	Pacific	Ave	OPEN
Pacific Blue Inn	000487	636	Pacific	Ave	OPEN
Surf City Billiards & Café	000479	931	Pacific	Ave	OPEN
Woodie's Café	000458		Municipal Wharf		OPEN
Joe's Pizza & Sub	000465	1207	Pacific	Ave	OPEN
China Express/Metro Center	000466	920	Pacific	Ave	OPEN
Java Bobs/Froyo	000471	1010	Pacific	Ave	OPEN
Eric's Deli Café	000473	155	Walnut	Ave	OPEN

I Love Sushi	000478	516	Front	St	OPEN
India Joze	000468	418	Front	St	OPEN
Farmhouse Culture	000483	303	Potrero # 01A	St	OPEN
Laili Restaurant	000469	101B	Cooper	St	OPEN
El Rio Market Taqueria	000492	220	Liebrandt	Ave	OPEN
Firefly Café	000485	131	Front, Suite A	St	OPEN
Hula's Island Grill	000453	221	Cathcart	St	OPEN
Oswald's	000455	121	Soquel	Ave	OPEN
The Penny Ice Creamery	000467	913	Cedar	St	OPEN
Sitar Indian Cuisine	000464	1133	Pacific	Ave	OPEN
Café Delmarette	000461	1126	Pacific	Ave	OPEN
Cypress Lounge	000112	120	Union	St.	OPEN
De La Hacienda	000480	354	Washington	St	OPEN
De LaVeaga Golf Course/Restaurant	000066	401	Upper Park	Rd.	OPEN
DeLaveaga Elementary School	000310	1145	Morrissey	Blvd.	OPEN
Dennys Restaurant	000068	1515	Ocean	St.	OPEN
Dominican Hospital	000259	610	Frederick	St.	OPEN
Dominoes Pizza	000071	2391	Mission	St.	OPEN
Donnelly Fine Chocolates	000177	1509	Mission	St.	OPEN
Dream Inn	000430	175	West Cliff	Dr.	OPEN
Drunk Monkeys	000428	415	Seabright	Ave.	CLOSE
El Paisano Tamales	000074	609	Beach	St.	OPEN
El Palomar	000075	1336	Pacific	Ave.	OPEN
El Pollo Loco	000426	712	Front	St.	CLOSE
Elks Lodge No. 824	000078	150	Jewell	St.	OPEN
Elm Street Mission	000322	117	Elm	St.	OPEN
Engfer Pizza Works	000306	537	Seabright	Ave.	OPEN
Falafel House	000085	113	Walnut	St.	OPEN
Falafel Hut	000087	309	Beach	St.	OPEN
Falafel Of Santa Cruz	000088	1510	Mission	St.	OPEN
Feel Good Foods, Kitchen	000388	306	Protrero	St.	OPEN
Foster Freeze East S.C. on Soquel Avenue	000092	1836	Soquel	Ave.	CLOSE
Foster Freeze on Laurel Street	000091	229	Laurel	St.	OPEN
		504-			
Fresh Prep Kitchens	000401	A	Front	St.	OPEN
Gabriella Café	000095	910	Cedar	St.	OPEN
Gelatomania	000374	110	Cooper	St.	CLOSE
Gilberts Firefish Grill	000457		Municipal Wharf		OPEN

Golden City	000320	1230	Mission	St.	OPEN
Greek Orthodox Church	000373	223	Church	St.	OPEN
Hacienda Taqueria	000355	303	Beach	St.	OPEN
Harbor High School	000311	300	La Fonda	Ave.	OPEN
Harvey West Clubhouse	000099	325	Evergreen	St.	OPEN
Hernandez Market	000345	354	Washington	St.	OPEN

<u>CLASS</u>	<u>IU Name</u>	<u>IU Number</u>	<u>Business Address</u>		<u>STATUS</u>
RESTAURANT	Hindquarter Bar & Grill	000101	303	Soquel Ave.	OPEN
	Homeless Community Resource Center	000360	115	Coral St.	OPEN
	Ideal Bar & Grill	000105	106	Beach St.	OPEN
	Jack In The Box	000108	640	Ocean St.	OPEN
	Jacks Hamburgers	000109	202	Lincoln St.	OPEN
	Jalapenos Taqueria on Laurel Street	000110	206	Laurel St.	OPEN
	Jalapenos Taqueria on Soquel Avenue	000111	1201	Soquel Ave.	CLOSE
	Jamba Juice	000278	1550	Pacific Ave.	OPEN
	Java Junction	000113	519	Seabright Ave.	OPEN
	Java Junction River St	000339	580	River St.	OPEN
	Jefferys Restaurant	000114	2050	Soquel Ave.	OPEN
	Joes Pizza & Subs	000115	841	Branciforte Ave.	OPEN
	Johnny's Harborside	000389	493	Lake Ave.	OPEN
	Jumpin Juice Java	000396	1010	Pacific Ave.	CLOSE
	Jumping Monkey Cafe	000395	418	Front St.	CLOSE
	Kelly's French Pastry	000344	401	Ingals St.	OPEN
	Kentucky Fried Chicken on Branciforte	000120	841	Branciforte Ave.	CLOSE
	Kentucky Fried Chicken on Mission	000119	1618	Mission St.	OPEN
	Khyber Pass	000031	810	Pacific Ave.	OPEN
	Kiantis Pizza and Pasta	000382	1100	Pacific Ave.	OPEN
	King Chwan	000121	415	Ocean St.	OPEN
	Kuumbwa Jazz Center	000122	320	Cedar St.	OPEN
	L-8 Buffet	000363	431	Front St.	CLOSE
	La Barrenada	000357	313	Beach St.	OPEN
	La Mission Restaurant	000123	1719	Mission St.	OPEN
	La Posada	000124	609	Frederick St.	OPEN
	La Posta	000416	538	Seabright Ave.	OPEN
	Las Palmas Taco Bar	000125	55	Front St.	OPEN
	Lilian's Italian Kitchen	000418	1116	Soquel Ave.	OPEN

	Lindas Seabreeze Café	000127	542	Seabright	Ave.	OPEN
<u>CLASS</u>	<u>IU Name</u>	<u>IU Number</u>	<u>Business Address</u>		<u>STATUS</u>	
	Little Ceasers Pizza	000366	233	Ocean	St.	OPEN
	Little Shanghai Restaurant	000128	1010	Cedar	St.	OPEN
	Los Pinos	000129	2019	Pacific	Ave.	OPEN
	Louden Nelson Center	000130	301	Center	St.	OPEN
	Lulu Carpenters	000084	1545	Pacific	Ave.	OPEN
	Lulu's at the Octagon	000419	118	Cooper	St.	OPEN
	Mackenzies Kandy Kitchen	000132	1492	Soquel	Ave.	OPEN
	Mangiamo Pizza	000440	845	Almar	Ave.	OPEN
	Mariannes Ice Cream	000136	1220	Ocean	St.	OPEN
	Mariannes-Westside Production	000327	2100	Delaware	#D	OPEN
	Marinis Downtown	000137	1308	Pacific	Ave.	OPEN
	May's Sushi Restaurant	000417	1800	Soquel	Ave.	OPEN
	McDonalds Ocean	000139	1210	Ocean	St.	OPEN
	McDonalds, Mission	000252	1421	Mission	St.	OPEN
	Mei Garden	000140	533	Ocean	St.	OPEN
	Metro-Downtown	000329	920	Pacific	Ave.	OPEN
	Mission Hill Junior High Kitchen	000399	425	King	St.	OPEN
	Mobo Sushi & The Moon	000142	105	River	St.	OPEN
	Ninety Nine Bottles	000147	110	Walnut	Ave.	OPEN
	Ocean City Buffet	000435	431	Front	St.	OPEN
	Omei Sichuan Restaurant	000149	2316	Mission	St.	OPEN
	Pacific Avenue Pizza	000153	1415	Pacific	Ave.	OPEN
	Pacific Cultural Center	000154	1307	Seabright	Ave.	OPEN
	Pacific Thai	000378	1319	Pacific	Ave.	OPEN
	Papa Murphys	000286	1820	Mission	St.	CLOSE
	Peach Garden	000013	1733	Seabright	Ave.	OPEN
	Pergolesis	000158	418	Cedar	St.	OPEN
	Petes Coffee & Tea	000159	1409	Pacific	Ave.	OPEN
	Parish Publick House	000443	841	Almar	Ave.	OPEN
	Pearl of the Ocean	000447	736	Water	St.	OPEN
	Phoenix Restaurant	000434	2301	Mission	St.	OPEN
<u>CLASS</u>	<u>IU Name</u>	<u>IU Number</u>	<u>Business Address</u>		<u>STATUS</u>	

RESTAURANT

Pizza My Heart	000164	1116	Pacific	Ave.	OPEN
Planet Fresh Burritos	000165	1003	Cedar	St.	OPEN
Plantronics	000412	345	Encinal	St.	OPEN
Poet & Patriot Irish Pub	000166	320	Cedar	St.	OPEN
Polar Bear Ice Cream	000167	389	Coral	St.	OPEN
Portuguese Hall	000171	716	Evergreen	St.	OPEN
Quiznos Sub	000383	1010	Pacific	Ave.	OPEN
R & R Burgers & Grill	000424	1024	Water	St.	CLOSE
Real Thai Kitchen	000175	1632	Seabright	Ave.	OPEN
Red Restaurant and Bar	000410	1003	Cedar	St.	OPEN
Ristorante Avanti	000178	1711	Mission	St.	OPEN
Ristorante Italiano	000179	555	Soquel	Ave.	OPEN
River Café and Cheese Shop	000376	415	River	St.	OPEN
River Street Shelter	000104	115	Coral	St.	OPEN
Rosie McCanns Irish Pub	000182	1220	Pacific	Ave.	OPEN
Royal Taj Indian Cuisine	000184	270	Soquel	Ave.	OPEN
Sabieng Thai House	000295	1218	Mission	St.	OPEN
Samba Rock Cafe	000432	291	Water	St.	OPEN
Santa Cruz Bible Church	000188	440	Frederick	St.	OPEN
Santa Cruz Coffee Roasting Co.	000191	1330	Pacific	Ave.	OPEN
Santa Cruz Diner	000292	909	Ocean	St.	OPEN
Santa Cruz Metro Center	000197	920	Pacific	Ave.	OPEN
Sa-Tarng	000334	2238	Mission	St.	CLOSE
Saturn Café	000285	145	Laurel	St.	OPEN
Seabright Brewery	000195	519	Seabright	Ave.	OPEN
Shogun Restaurant	000287	1123	Pacific	Ave.	OPEN
Soif	000353	105	Walnut	Ave.	OPEN
Sri	000371	736	Water	St.	CLOSE
St Francis Kitchen	000200	205	Mora	St.	OPEN
Staff Of Life	000201	1305	Water	St.	OPEN
Stagnaro Bros. Seafood	000202	320	Washington	St.	OPEN

CLASS**RESTAURANT**

<u>IU Name</u>	<u>IU Number</u>	<u>Business Address</u>		<u>STATUS</u>
Starbucks Coffee	000279	1335	Pacific Ave.	OPEN
Storr's Winery	000308	303	Potrero St.	OPEN
Subway Sandwiches	000205	825	Pacific Ave.	OPEN
Subway Sandwiches	000204	2215	Mission St.	OPEN
Sunshine Villa	000208	80	Front St.	OPEN

Surfrider Cafe	000445	429	Front	St.	OPEN
Sushi Totoro	000407	1701	Mission	St.	OPEN
Sweet Spot	000411	827	Water	St.	OPEN
Taco Bell	000213	802	Pacific	Ave.	OPEN
Taco Bell 3175 on Soquel Avenue	000215	1404	Soquel	Ave.	OPEN
Taco Bell on Mission Street	000214	1405	Mission	St.	OPEN
Tacos Morenos on Water Street	000216	1053	Water	St.	OPEN
Tampico Kitchen	000221	822	Pacific	Ave.	OPEN
Tams Chinese Restaurant	000219	2403	Mission	St.	OPEN
Taqueria Agave	000439	1836	Soquel	Ave.	OPEN
Taqueria Apatzingan	000387	303	Beach	St.	OPEN
Taqueria Cancun	000256	528	Seabright	Ave.	OPEN
Taqueria El Dandy	000367	920	Pacific	Ave.	OPEN
Taqueria La Cabana	000347	2332	Mission	St.	OPEN
Taqueria Los Pericos	000409	139	Water	St.	OPEN
Taqueria Santa Cruz on Mission Street	000222	2215	Mission	St.	OPEN
Taqueria Santa Cruz Two on Soquel Avenue	000223	1002	Soquel	Ave.	OPEN
Taqueria Tropical	000377	325	Barson	St.	OPEN
Taqueria Vallarta	000224	608	Soquel	Ave.	OPEN
Taqueria Vallarta	000364	1101	Pacific	Ave.	OPEN
Taqueria Vallarta-Mission	000437	1221	Mission	St.	OPEN
Thai House	000225	353	Soquel	Ave.	OPEN
		2106			
Thai Noodle House	000397	A	Mission	St.	OPEN
Thai Orchid	000348	2238	Mission	St.	OPEN
The Greek	000444	435	Front	St.	OPEN
The Kind Grind	000392	2222	East Cliff	Dr.	OPEN
<u>CLASS</u>					
<u>RESTAURANT</u>					
	<u>IU Name</u>	<u>IU Number</u>	<u>Business Address</u>		<u>STATUS</u>
Togos Eatery Ocean Street	000282	902	Ocean	St.	OPEN
Tony & Albas Pizza	000229	817	Soquel	Ave.	OPEN
Top a Lot Yogurt	000427	738	Water	St.	OPEN
UCSC - 2300 Delaware (former TI building)	NC0007	2300	Delaware	Ave.	OPEN
UCSC Inn and Conference Center	000350	611	Ocean	St.	OPEN
Upper Crust Pizza	000230	2415	Mission	St.	OPEN
Vasilis	000231	1501	Mission	St.	OPEN
Veterans Memorial Building	000232	846	Front	St.	CLOSE
Viva's Organic Mexican Food	000446	1201	Soquel	Ave.	OPEN
Walnut Avenue Café	000233	106	Walnut	Ave.	OPEN

Westside Coffee Company	000237	849	Almar	Ave.	OPEN
Wharf/ Andys End of the Wharf	000300	71	Municipal Wharf		OPEN
Wharf/Carniglias	000238		Municipal Wharf		OPEN
Wharf/Dolphin Restaurant	000239		Municipal Wharf		OPEN
Wharf/Gilberts Seafood Grill	000240	460	Municipal Wharf		OPEN
Wharf/Gildas Family Restaurant	000241	494	Municipal Wharf		OPEN
Wharf/Marinis Munchies	000242		Municipal Wharf		OPEN
Wharf/Miramar	000243		Municipal Wharf		OPEN
Wharf/Olitas Cantina & Grill	000384	650	Municipal Wharf		OPEN
Wharf/Riva Fish House	000245		Municipal Wharf		OPEN
Wharf/Seacloud Restaurant	000246	650	Municipal Wharf		CLOSE
Wharf/Stagnaro Bros. Seafood	000247		Municipal Wharf		OPEN
Whole Foods Market	000438	911	Soquel	Ave.	OPEN
Wired Wash Café	000356	135	Laurel	St.	CLOSE
Woodstock's Pizza	000421	710	Front	St.	OPEN
Yan Flower	000414	617	Pacific	Ave.	OPEN
Yogurt Delite	000244	1306	Mission	St.	OPEN
Zacharys Restaurant	000248	819	Pacific	Ave.	OPEN
Zoccolis Delicatessen	000250	1534	Pacific	Ave.	OPEN

<u>CLASS</u>	<u>IU Name</u>	<u>IU Number</u>	<u>Business Address</u>			<u>STATUS</u>
<hr/>						
SIG CATEGORICAL	Persys Engineering	CAT004	815	Swift	St.	OPEN
<hr/>						
SIG INDUSTRIAL USER	City of Santa Cruz Water Treatment Plant	SIU002	715	Graham Hill	Rd.	OPEN
<hr/>						
SIG NON CATEGORICAL	Aquarius Boat Works	BR0004	495	Lake	Ave.	OPEN
	Bay Photo, Inc.	NC0008	2161	Delaware	Ave.	OPEN
	City of Santa Cruz, Class III Landfill	NC0004	605	Dimeo	Ln.	OPEN
	Harmony Foods	SIU001	2200	Swift	St.	OPEN
	University of California Santa Cruz	NC0005	1156	High	St.	OPEN

TEMPORARY PERMITCity of Santa Cruz Water Department Pilot Desal
Plant

NC008

809

Center

St.

CLOSE

WASTE HAULER

49er Rooter and Drain Service

S0709

774

Delta Way

OPEN

A-1 Septic Service

S0710

10

Flora

Ln.

OPEN

Allard's Septic Service

S0702

12968

HWY 9

OPEN

E. Vine

Ameriguard Maintenance Services

S0601

4681

Avenue

OPEN

Art Edsberg Drilling & Sanitation

S0705

613

Lakeview

Rd.

CLOSE

California Department of Parks and Rec

S0811

303

Big Trees Park

Rd.

OPEN

Coastal Septic

S0704

5460

McKinley Way

OPEN

D & G Sanitation

S0706

116

Grove

St.

CLOSE

1128-

Greenline Liquid Waste Hauler

S0703

A

Madison

Ln.

OPEN

Jeff Hill & Sons Excavation

S0711

485

Marion

Ave.

OPEN

J-J Septic

S0708

80

Airport

Blvd.

CLOSE

Mr Pumper Septic and Drain

S0812

676

West

Dr.

OPEN

Pete's Outflow Technicians

S0707

3146

Valencia

Rd.

OPEN

The Honey Bucket Man

S0810

6116

HWY 9

OPEN

Tom's Septic Construction

S0602

13570

Blackie

Rd.

OPEN

2010 FOURTH QUARTERLY STATUS REPORT

2010 FOURTH QUARTERLY STATUS REPORT

The following section includes significant program activities completed during the fourth quarter of 2010, including the compliance table and narrative summary of industrial users in violation of applicable pretreatment standards in the fourth quarter of 2010.

During the fourth quarter of 2010, the City updated the Local Limits based upon monitoring information developed over the preceding five years, and specifically informed about the changes in the industrial users composition of the City.

The updated Local Limits have been presented in two tables earlier in the annual report.

A copy of the updated Sewer Use Ordinance now follows on the next five (5) pages:

ORDINANCE NO. 2010-20

AN ORDINANCE OF THE CITY OF SANTA CRUZ
AMENDING SECTION 16.08.110 OF THE SANTA CRUZ MUNICIPAL CODE
PERTAINING TO WASTEWATER DISCHARGES INTO THE CITY SEWER SYSTEM

BE IT ORDAINED By The City Of Santa Cruz As Follows:

Section 1: Section 16.08.110 of the Santa Cruz Municipal Code is hereby amended to read as follows:

16.08.110 PROHIBITIONS AND LIMITATIONS ON WASTEWATER DISCHARGES.

(a) General Prohibitions on Wastewater Discharges. No person shall introduce, discharge, convey, or permit or allow to be discharged or conveyed, to a public sewer any wastewater containing pollutants of such character or quantity that will:

- (1) Interfere with the process or efficiency of the wastewater treatment system or not be susceptible to treatment.
- (2) Constitute a slug loading.
- (3) Cause a pass through or interference to occur at the POTW, either alone or in combination with a discharge(s) from other sources.
- (4) Be at a discharge flow rate that would exceed the carrying capacity of the sanitary sewer.
- (5) Violate state or federal pretreatment standards.
- (6) Inhibits the processing, use, or disposal of sludge.
- (7) Violate any of the provisions of this chapter.

(b) Specific Prohibitions on Wastewater Discharges. No person shall discharge or cause or allow to be discharged into POTW any wastewater which contains the following:

- (1) Flammables and Explosives.

(A) Explosive mixtures, liquids, solids, or gases that are or may be sufficient, either alone or by interaction with other substances, to cause fire or explosion or be injurious in any other way to any persons, the wastewater treatment system or to the operation of the system. At no time shall two successive readings on an explosion hazard meter, at the point of discharge into the sewer system, be more than five percent nor any single reading over ten percent of the lower explosive limit (LEL) of the meter. When calibrating explosion hazard meters, the meter shall be calibrated using a representative standard of the combustibles expected to be present in the wastewater discharge. If a methane standard is used, the meter alarm shall be set at the lowest LEL for those combustibles expected to be present in the wastewater discharge.

(B) Pollutants which create a fire or explosion hazard in the POTW including, but not limited to, waste streams with a closed cup flash point of less than 60°C or 140°F using test methods specified in 40 CFR 261.21.

- (2) Corrosive Wastes. Pollutants that cause corrosive structural damage to the POTW, but in no case discharges with a pH less than 5.0
- (3) Solid or Viscous Pollutants. Solid or viscous pollutants in amounts which may cause obstruction to the flow in the POTW or interfere with the proper operation of the wastewater treatment system.
- (4) Flow Rate and/or Pollutant Concentration. Any pollutant, including oxygen-demanding pollutants (BOD, TOC, etc.), released in a discharge at a flow rate and/or pollutant concentration which will cause interference with the POTW.
- (5) Temperature. Heat in amounts that will inhibit biological activity in the POTW resulting in interference, but in no case heat in such quantities that the temperature at the POTW exceeds 40°C (104°F).
- (6) Oil and Grease. Petroleum oil, cutting oil, or products of mineral oil origin in amounts that will cause interference or pass-through.
- (7) Gases, Vapors, Fumes. Pollutants which result in the presence of toxic gases, vapors, or fumes within the POTW in a quantity that may cause acute worker health and safety problems.
- (8) Transported Pollutants. Any trucked or hauled pollutants, except at discharge points designated by the POTW.
- (9) Noxious Materials. Noxious or malodorous solids, liquids or gases, which, whether singly or by interaction with other wastes, are capable of creating an odor nuisance or hazard to life, or are sufficient to prevent entry into a sewer for its maintenance and repair.
- (10) Toxic Substances. Any toxic substances in amounts exceeding standards promulgated by the Administrator of the United States Environmental Protection Agency pursuant to Section 307(a) of the Clean Water Act. Also included are any chemical elements or compounds, or other taste or odor producing substances, or any other substances which are not susceptible to treatment or which may interfere with the biological processes or efficiency of the wastewater treatment system, or that will pass through the POTW, or that will accumulate to toxic levels in marine waters, sediments or biota.
- (11) Radioactive Wastes. Except as allowed in this chapter, no user shall discharge or permit to be discharged any radioactive waste into the public sewer.
- (12) Waste Radiator Coolant. Waste radiator coolant or any radiator flushing wastewater generated from auto, truck, or equipment maintenance.
- (13) Discolored Material. Wastes with objectionable color not removable by the wastewater treatment system, which cause discoloration of the POTW effluent such that receiving water quality requirements established by law cannot be met.
- (14) Engine and Vehicle Parts Cleaning Wastes. Wastewater or other wastes from the cleaning of engines, undercarriages or vehicle parts. Such wastes must be either recycled in a closed-loop recycling system or hauled off-site for proper disposal.
- (15) Hazardous Waste. Hazardous waste as defined by the California Code of Regulations (CCR) at 22 CCR 66261.3.

(c) Specific Limitations on Wastewater Discharges. The following are the maximum concentrations of pollutants allowable in wastewater discharges to the wastewater treatment system, unless state or federal limits are lower in which case those limits shall control. Dilution of any wastewater discharge for the purpose of satisfying these pretreatment standards or any applicable pretreatment standards shall be considered a violation of this chapter and is prohibited.

Grab samples must be used for pH, cyanide, oil and grease, sulfide, and volatile organic compounds. Composite samples for 24 hours or other time period approved by the director are required for all other parameters, using flow-proportional techniques where feasible.

Pollutant	Concentration
Arsenic	0.21 mg/l
Cadmium	1.57 mg/l
Chromium, total	35.65 mg/l
Chromium, hexavalent	5.26 mg/l
Copper	2.17 mg/l
Cyanide	0.08 mg/l
Lead	6.04 mg/l
Mercury	0.32 mg/l
Nickel	1.15 mg/l
Selenium	96.28 mg/l
Silver	0.71 mg/l
Sulfide (dissolved)	0.20 mg/l – Monthly Average; 1.0 mg/l – Maximum
Suspended solids	3000 mg/l
Zinc	25.23 mg/l
pH	5.0 to 10.0 units
Total petroleum hydrocarbons	100 mg/l
Temperature	≤104°F (40°C)
Oil or grease of animal or vegetable origin	300 mg/l (unless exempt by Section 16.08.190)
MTBE	1.0 mg/l
TTO*	1.0 mg/l
Phenols, total**	150 mg/l
Phenols, chlorinated***	0.60 mg/l
Chlordane	1.48×10^{-5} mg/l
DDT, o,p'	0.011 mg/l
dieldrin	9.40×10^{-5} mg/l
endosulfan I	0.006 mg/l
endrin	0.002 mg/l

heptachlor	0.00014 mg/l
heptachlor epoxide	1.39×10^{-5} mg/l
hexachlorobenzene	23.50 mg/l
Naphthalene	2350 mg/l
Phenanthrene/Anthracene, C1 -	2349.99 mg/l
Anthracene	2422.68 mg/l
Fluoranthene	123.38 mg/l
8 - PCB	0.000138859 mg/l
2,3,7,8-TCDD	2.53×10^{-9} mg/l

* TTO is defined as the sum of all individual compounds listed in the Code of Federal Regulations (CFR) at 40 CFR433.11e with quantifiable concentrations greater than 0.01 mg/l when measured using test methods approved under 40 CFR 136 or other methods approved for NPDES monitoring, and other toxic organic compounds as determined by the director.

** Phenols, total, by EPA Method 420.1.

*** Phenols, chlorinated, is defined as the sum of 2-chlorophenol, 2,4-dichlorophenol, pentachlorophenol, 2,4,6-trichlorophenol and 4-chloro-3-methylphenol (p-choloro-m-cresol).

(Ord. 2002-24 § 2 (part), 2002).

Section 2. This Ordinance shall be in force and take effect thirty (30) days after final adoption.

PASSED FOR PUBLICATION this day of , 2010 by the following vote:

AYES: Councilmember:

NOES: Councilmember:

ABSENT: Councilmember:

DISQUALIFIED: Councilmember:

APPROVED: _____

Mayor

ATTEST: _____
City Clerk

PASSED FOR FINAL ADOPTION this day of , 2010 by the following vote:

AYES: Councilmember:

NOES: Councilmember:

ABSENT: Councilmember:

DISQUALIFIED: Councilmember:

APPROVED: _____
Mayor

ATTEST: _____
City Clerk

This is to certify that the above
and foregoing document is the
original of Ordinance No. 2010-20
and that it has been published or
posted in accordance with the
Charter of the City of Santa Cruz.

City Clerk

The remainder of this section includes the narrative and table summary for the lone industrial user found to be in violation of the pretreatment program during the fourth quarter.

City of Santa Cruz Pretreatment Program -
Fourth Quarter 2010, Summary Attachment

All permitted Industrial Users were in compliance throughout the fourth quarter 2010.

CITY OF SANTA CRUZ CITY OF SANTA CRUZ
PRETREATMENT PROGRAM
 QUARTERLY STATUS REPORT, Fourth Quarter, 2010

INDUSTRIAL USER NAME & ADDRESS	COMPLIANCE STATUS	PREVIOUS QUARTERS NOT IN COMPLIANCE	PARAMETER	REPORTED LEVEL (mg/l)	LIMIT VIOLATED (mg/l)	FLOW	CORRECTIVE/ ENFORCEMENT ACTIONS
NA	NA	NA	NA	NA	NA	NA	See Summary Attachment

Comment Section

Additional Comments
should be footnoted
and addressed on an
attached sheet.

Flow Key

A. 0-10,000 gpd
 B. 10,000-30,000 gpd
 C. 30,000-50,000 gpd
 D. 50,000-100,000 gpd
 E. >100,000 gpd
 D. On a compliance schedule.
 E. Not achieving compliance and not on a compliance schedule.

Non-Compliance Status Key

A. Consistently Achieving Compliance
 B. Inconsistently Achieving Compliance
 C. Significantly violated applicable
 pretreatment requirements as defined
 by 40 CFR 403.8 (f)(2)(vii).

Compliance Determination

1) POTW Sampling
 2) IU Self-Monitoring
 3) Combination-1 & 2
 4) Other (explain)

SECTION VI. SUMMARY OF COMPLIANCE AND ENFORCEMENT ACTIVITIES

SUMMARY OF COMPLIANCE AND ENFORCEMENT ACTIVITIES

The following pages contain a summary of the compliance and enforcement activities relating to the permitted industrial users within the purview of the City of Santa Cruz Pretreatment Program during the calendar year 2010. The section also includes a table of enforcement activities of all permitted dischargers during 2010, in Santa Cruz.

PART VI. 2010 PERMITTED USER INSPECTION/MONITORING SUMMARY

<u>Industry</u>	<u>Quarter</u>	<u>P.O.T.W. Monitoring</u>	<u>Self Monitoring</u>	<u>Inspections</u>	<u>Compliance Status</u>	<u>Summary Activities</u>
AQUARIUS BOAT WORKS	2	0	1	0	A,2	See attachment
	4	1	0	1	B,3	“
BAY PHOTO	1	4	1	0	A,3	
	2	3	1	0	B,3	
	3	2	3	0	A,3	
	4	1	3	1	A,3	
CLASSIC CLEANERS	2	0	1	0	A,2	“
	4	1	1	1	A,3	“
FINS-COFFEE BEACH CITY GAS STATION	3	0	1	0	A,2	“
	4	0	0	1	A,4	“
HARMONY FOODS	1	2	11	0	A,3	
	2	0	1	0	A,3	
	3	0	4	0	A,3	
	4	2	1	1	A,3	
PERSYS	1	0	0	0	A,3	
	2	0	1	0	A,3	
	3	0	0	0	A,3	
	4	1	1	1	A,3	
SC COUNTY FLEET SERVICES/RRM	1	0	3	0	A,2	“
	2	0	3	0	A,2	“
	3	0	3	0	A,2	“
	4	1	3	1	B,3	“
SANTA CRUZ WATER PLANT	1	0	13	1	A,2	“
	2	0	13	1	A,2	“
	3	0	13	1	A,2	“
	4	1	13	1	A,2	“
SANTA CRUZ BIOTECHNOLOGY	1	0	0	0	A,3	
	2	0	1	0	A,3	
	3	0	0	0	A,3	
	4	1	1	1	A,3	
SANTA CRUZ CLASS III LANDFILL	1	0	0	0	A,1	
	2	1	0	0	A,1	
	3	0	0	0	A,1	
	4	1	0	1	A,1	

Sav-On-Gas	1	0	3	0	A,2	See attachment
	2	0	1	0	A,2	“
	3	0	0	0	A,2	“
	4	1	1	1	A,3	“

Comment Section	Non-Compliance Status Key	Compliance Determination
A. 0-10,000 gpd	A. Consistently Achieving Compliance	1) POTW Sampling
B. 10,000-30,000 gpd	B. Inconsistently Achieving Compliance	2) IU Self-Monitoring
C. 30,000-50,000 gpd	C. Significantly violated applicable	3) Combination-1 & 2
D. 50,000-100,000 gpd	pretreatment requirements as defined	4) Other (explain)
E. >100,000 gpd	by 40 CFR 403.8 (f)(2)(vii).	
	D. On a compliance schedule.	
	E. Not achieving compliance and not on a compliance schedule.	
	F. Unknown.	

VI. Summary of Compliance and Enforcement Activities

BAY PHOTO - was inconsistently achieving compliance throughout 2010. One City 24-hour monitoring event found silver was being discharged from the pretreatment system at an average concentration of 84 ppm, resulting in a discharge to the sewer main of 1.1 ppm, both in violation of the 0.7 local limit. A Notice of Violation was issued to the business and an increased frequency, every 30 days, of self-monitoring was implemented for the final 6 months of 2010, in addition to almost monthly monitoring by the City. Subsequent to this violation of silver concentration, all samples from Bay Photo's pretreatment system have been in compliance with local limits.

PERSYS - was in compliance throughout 2010.

SANTA CRUZ CLASS III LANDFILL - was in compliance throughout 2010.

HARMONY FOODS – was in compliance throughout 2010. A single upset in operations at Harmony Foods caused the discharge of wastewater with a concentration of total suspended solids at 5,800 mg/L in violation of the 3,000 mg/L local limit. Harmony Foods subsequently retested the wastewater and found they had come back into compliance, a result verified by the City.

SANTA CRUZ BIOTECHNOLOGY – was in compliance throughout 2010.

SANTA CRUZ CLASS III LANDFILL – was in compliance throughout 2010.

SANTA CRUZ COUNTY FLEET SERVICES/RRM – (treated groundwater discharger) – was in compliance throughout 2010.

SANTA CRUZ WATER PLANT (Graham Hill Rd) – was in compliance throughout 2010.

UNIVERSITY OF CALIFORNIA AT SANTA CRUZ (UCSC) – was in compliance throughout 2010.

SECTION VII. PRETREATMENT PROGRAM CHANGES

PRETREATMENT PROGRAM CHANGES

The Pretreatment program at the City of Santa Cruz completed the technical update to the Local Limits to regulate discharge into the wastewater treatment facility in 2010. The new limits were promulgated into the Sewer Use Ordinance in November 2010. Highlights of the new limits are the incorporation of numeric limits for trace organics, upward revision of the limit for Total Suspended Solids, and the reduction of Arsenic loads acceptable to the WWTF.

Additionally, the Environmental Compliance program at the City operates the Pretreatment program and has had the responsibilities for storm water monitoring and inspections since 2003, and since 2007. The program has utilized the integrated high volume water sampling technologies of SPMD (Semi Permeable Membrane Devices) to calculate potential effluent loads and pass through of trace organics in the effluent.

Finally, the City continued the program for safe and responsible disposal of unwanted pharmaceuticals as a free program to the community to prevent their common discharge into the sewer system, and as a way to divert them from the ocean and surface waters. Otherwise, there are few program changes to report for 2010.

Three of the significant program developments in 2010 are as follows:

1. Local Limits: The City concluded the revision of the Local Limits and updated the Sewer Use Ordinance accordingly. The revision was undertaken because of the changed profile of the major dischargers into the sewer system and the ability to treat higher levels of solids for the community.

2. Compounds of Emerging Concern: The Pretreatment program analyzed the data from simultaneous deployment of an integrative sampling technology into monitoring for trace and toxicologically significant compounds at the end of the dry weather season in 2009 and the effluent in 2010. The analyses indicate that the compounds do not currently pose challenges for violations and/or pass-through at the facility, and the data was integral to the revision of the Local Limits concluded in 2010. And

3. Program Organization and Staffing: The Pretreatment program finally filled the vacancy for a third Environmental Compliance Inspector position in August 2010. This allowed the implementation of a geographic grid of responsibility within City limits for staff Inspectors, and consequently this should translate to more proactive inspections, patrols, and more effective intervention.

SECTION VIII. PRETREATMENT PROGRAM BUDGET SUMMARY

VIII. PRETREATMENT PROGRAM BUDGET SUMMARY

The Pretreatment Program Budget for the fiscal year 2009/2010 includes:

Salaries and Benefits **\$305,639**

Supplies and Services (approximately) **\$63,450**

Capital Outlay **\$20,000**

Total **\$389,089**

Current equipment includes:

1. 3 composite samplers
2. 3 trucks (shells, racks, sliding beds, crane/hoist)
3. 3 digital cameras
4. 3 digital pens
5. 1 digital camcorder
6. 3 portable pH meters
7. 3 portable Redox/Conductivity meters
8. 1 Delta-Tox mobile toxicity analyzer
9. 2 Laptop computers (One outreach laptop)
10. 3 desktop workstations
11. 2 portable multi gas detectors
12. 1 HP Laser printer
13. Office furniture
14. Tool boxes
15. 1 pretreatment database site license
16. 1 portable (continuous) pH meter
17. 1 portable flow meter
18. 1 conductivity meter
19. 2 portable peristaltic pumps
20. 1 refrigerator
21. 3 cell phones
22. 1. Hydrolab® multi-sonde
23. 2 one million candle power flashlights
24. And miscellaneous tools and equipment.

SECTION IX. PUBLIC PARTICIPATION

PUBLIC PARTICIPATION

The following section consists of a few highlights of the public outreach and public participation events of the Pretreatment program staff and management in the year 2010:

1. **Clean Ocean Business (COB) Recognition event (October 12, 2010):**

The Clean Ocean Business, a public outreach program to encourage compliance with the City's sewer use and storm water ordinances, recognized and celebrated 10-year consistent compliance by 18 Vehicle Service Facilities and 5-year consistent compliance by 21 VSF in 2010. Businesses so honored were awarded plaques and certificates at the City Hall's Courtyard during a televised event and at the scheduled City Council meeting of

2. **Sewer Use Ordinance Updated:**

A Powerpoint presentation of the revised Local Limits and updated Sewer Use Ordinance was made before City Council on October 12, 2010. This was preceded by a similar presentation made to the City's Public Works and Transportation Committee on September 22, 2010.

3. **World Water Monitoring Day** Program staff and management participated in in October 2010. Activities included ordering and distribution of posters created for the California Department of Toxic Substances for the event.

4. Environmental Compliance program staff and management participated at the annual **Public Works Safety Day** in May 2010. The program events focused on sustainable practices in the watershed and community.

The SNC publication for Santa Cruz in 2010 will be published in March 2010, due to a database malfunction. The proof of that publication will be included in the first quarterly report for 2011.

SECTION X. CHANGES IN SLUDGE DISPOSAL

CHANGES IN SLUDGE DISPOSAL

There were no major changes to the City's sludge treatment and/or disposal program activities in 2010, although there were changes to the disposal options for the biosolids product. These changes were to effect disposal by land application and/or alternative daily coverage at the landfill to replace the previous practice of hauling solely to Kern County.

The remainder of the information in this section includes data and graphs provided to illustrate the biosolids quality and loading at the facility through the reporting period of 2010, as well as the quantity of grease and septage wastes received from licensed liquid waste handlers at the facility in 2010.

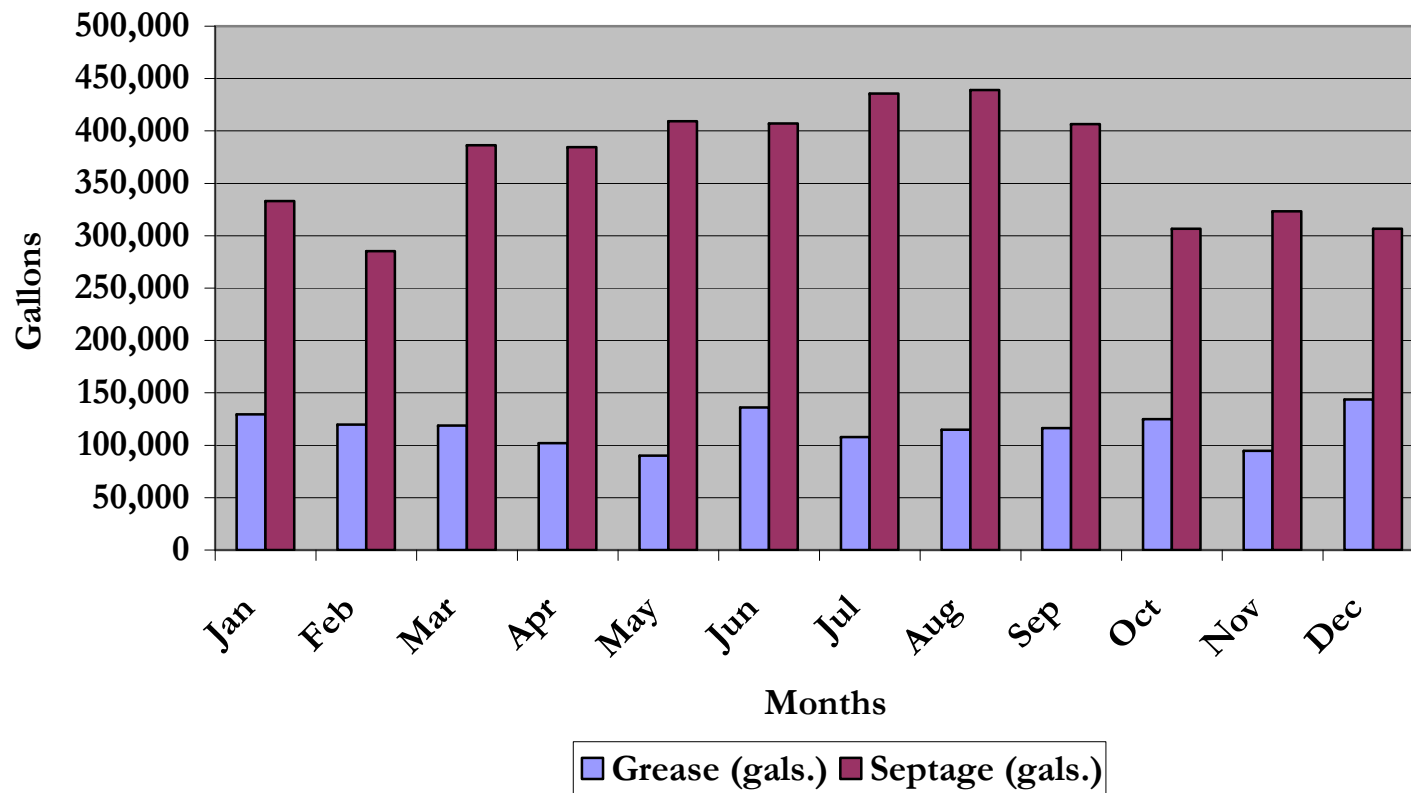
City of Santa Cruz Sludge Production and Disposal Data 2010

2010 MONTHS	Sludge Quantity	Sludge Reuse
	Tons	Tons
JANUARY	792.1	792.1
FEBRUARY	746.8	746.8
MARCH	744.3	744.3
APRIL	642.7	642.7
MAY	708.5	708.5
JUNE	851.4	851.4
JULY	879.4	879.4
AUGUST	871.0	871.0
SEPTEMBER	828.5	828.5
OCTOBER	768.3	768.3
NOVEMBER	832.2	832.2
DECEMBER	792.1	792.1
MONTHLY AVERAGE	788.1	788.1
MONTHLY MINIMUM	642.7	642.7
MONTHLY MAXIMUM	879.4	879.4
ANNUAL TOTAL	9457.1	9457.1

2010 Transported Liquid Septage/Grease Waste Totals

Annual Grease Total: 1,397,918 Gals.

Annual Septage Total: 4,423,550 Gals.



Month	Grease (gallons)	Septage (gallons)
January	129,290	333,186
February	119,554	285,383
March	118,742	386,444
April	102,088	384,470
May	90,114	409,316
June	136,070	407,173
July	107,793	435,687
August	114,883	439,144
September	116,410	406,405
October	124,749	306,543
November	94,575	323,297
December	143,650	306,502
Totals	1,397,918	4,423,550

END PAGE FOR WWTF 2010 PRETREATMENT PROGRAM ANNUAL REPORT.

**CITY OF SANTA CRUZ WASTEWATER TREATMENT
PLANT
PRETREATMENT PROGRAM**



**2009
ANNUAL REPORT**

PRETREATMENT ANNUAL REPORT

PCS Data Entry Form

PPS1

POTW Name: City of Santa Cruz Wastewater Treatment Plant

NPDES Permit #: CA0048194

Period Covered By This Report:	<u>1-1-09</u> (PSSD) Start Date	to	<u>12-31-09</u> (PSED) End Date
Number of Significant Industrial Users in SNC With Pretreatment Compliance Schedule:	0		(SSNC)
Number of Notices of Violation and Administrative Orders Issued Against Significant Industrial Users:	3		(FENF)
Number of Civil and Criminal Judicial Actions Against Significant Industrial Users:	0		(JUDI)
Number of Significant Industrial Users with Significant Violations Published:	1		(SVPU)
Number of Industrial Users From Which Penalties Have Been Collected:	1		(IUPN)

CONTENTS

SECTION I	ANALYSIS OF POLLUTANTS IDENTIFIED IN SECTION 307(A) OF THE CLEAN WATER ACT, POLLUTANTS CONTRIBUTING TO PASS-THROUGH
SECTION II	UPSET, INTERFERENCE, AND PASS-THROUGH
SECTION III	BASELINE MONITORING REPORTS
SECTION IV	LIST OF INDUSTRIAL USERS
SECTION V	2009 FOURTH QUARTERLY STATUS REPORT
SECTION VI	SUMMARY OF COMPLIANCE AND ENFORCEMENT ACTIVITIES
SECTION VII	PRETREATMENT PROGRAM CHANGES
SECTION VIII	PRETREATMENT PROGRAM BUDGET SUMMARY
SECTION IX	PUBLIC PARTICIPATION
SECTION X	CHANGES IN SLUDGE DISPOSAL

**SECTION I. ANALYSIS OF POLLUTANTS IDENTIFIED IN SECTION 307(A) OF THE
CLEAN WATER ACT, POLLUTANTS CONTRIBUTING TO PASS-THROUGH**

ANALYSIS OF POLLUTANTS IDENTIFIED IN SECTION 307(A) OF THE CLEAN WATER ACT, POLLUTANTS CONTRIBUTING TO PASS-THROUGH

This section of the report contains data summaries, graphs and narratives to provide analyses of pollutants identified in Section 307(a) of the Clean Water Act (CWA) for samples of POTW influent, effluent and dewatered sludge that might have contributed to pass-through in 2009.

The pretreatment program and the laboratory collaborated to deploy integrative sampling devices in influent and effluent troughs during the same thirty-day sampling periods in 2009. These devices are prescribed in the NPDES permit CA 0048194, issued to the City in 2005. The underlying technologies enable the facility to better evaluate the fate of trace organic compounds through the wastewater treatment facility, and contribute ways for the pretreatment program to assess the effectiveness of the source control programs of the City to limit the potential for pass-through. This novel process, originally developed by the United States Geological Survey (USGS) utilizes the fugacity of trace organic compounds in water to sequester the compounds into a semi-permeable membrane, at standard temperatures over a longer period of typically 30 days. The membrane is processed under license and a patent agreement granted by USGS to Environmental Sampling Technologies, Inc. (EST), St. Joseph, MO. Thereafter the ampoules of chemical extracts are analyzed with approved EPA analytical methods. Data from the processes have been analyzed for evidence of pass-through for compounds that have become amenable to analyses. The data are presented subsequently in this section, and they indicate that many of the previously detectable compounds were better measurable in the effluent than in the influent in 2009; where the data is clearest, there are perceived reductions in the concentrations of the trace organic compounds; and the declines in the concentration and variety of trace organic compounds detectable at the influent and effluent of the wastewater treatment facility during 2009, continue to be better than the data compiled for 2007.

The analyses of data on conventional priority pollutants including metals and nutrients indicate that there was no pass-through and the treatment processes remain effective as configured to meet secondary treatment standards.

Finally, there was no violation of the MRP No 00-044 during the period covered by this report.

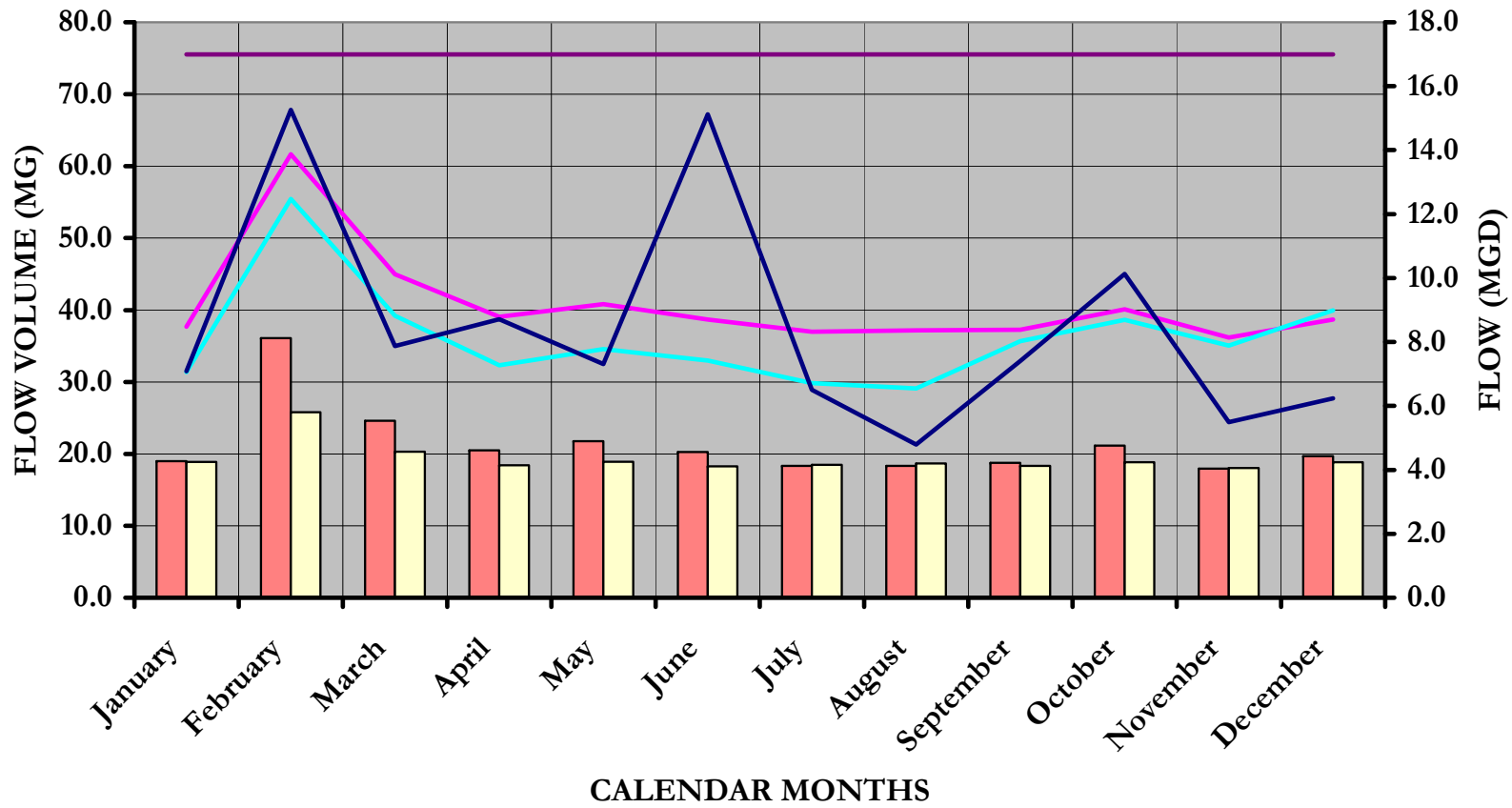
The monitoring data indicate that compliance with the Waste Discharge Requirements (WDR) and Monitoring Requirement Program (MRP) has been good, and no problems are anticipated for 2010.

The remainder of this section of the report includes data summaries and graphs of select data including those from the sampling methods including the new integrative method. All data referenced in this section are included in the Discharger Self- Monitoring Program, MRP No 00-044.

WWTF WASTEWATER TREATMENT DATA SUMMARY - MONTHLY FLOW AVERAGES 2009

2009 MONTHS	Average Influent Flow	Peak Influent Instantaneous Maximum Flow	Average City Influent Flow	Average County Influent Flow	Average Effluent Flow	Peak Effluent Instantaneous Maximum
	MGD	MG	MG	MG	MGD	MG
January	8.5	31.5	4.3	4.2	7.1	23.6
February	13.9	67.8	8.1	5.8	12.5	65.1
March	10.1	35.0	5.5	4.6	8.8	25.8
April	8.8	38.7	4.6	4.1	7.3	25.1
May	9.2	32.5	4.9	4.3	7.8	26.5
June	8.7	67.2	4.6	4.1	7.4	62.7
July	8.3	28.9	4.1	4.2	6.7	15.2
August	8.4	21.3	4.1	4.2	6.5	21.6
September	8.4	32.9	4.2	4.1	8.0	23.6
October	9.0	45.0	4.8	4.2	8.7	40.7
November	8.1	24.4	4.0	4.1	7.9	18.3
December	8.7	27.7	4.4	4.2	9.0	28.4
Average	9.2	37.7	4.8	4.3	8.1	31.4
Maximum	13.9	67.8	8.1	5.8	12.5	65.1
NPDES Limit 1: Average Dry Weather Maximum Effluent Flow 17 MGD						
NPDES LIMIT 2: Maximum Daily Effluent Flow: 81 MGD						

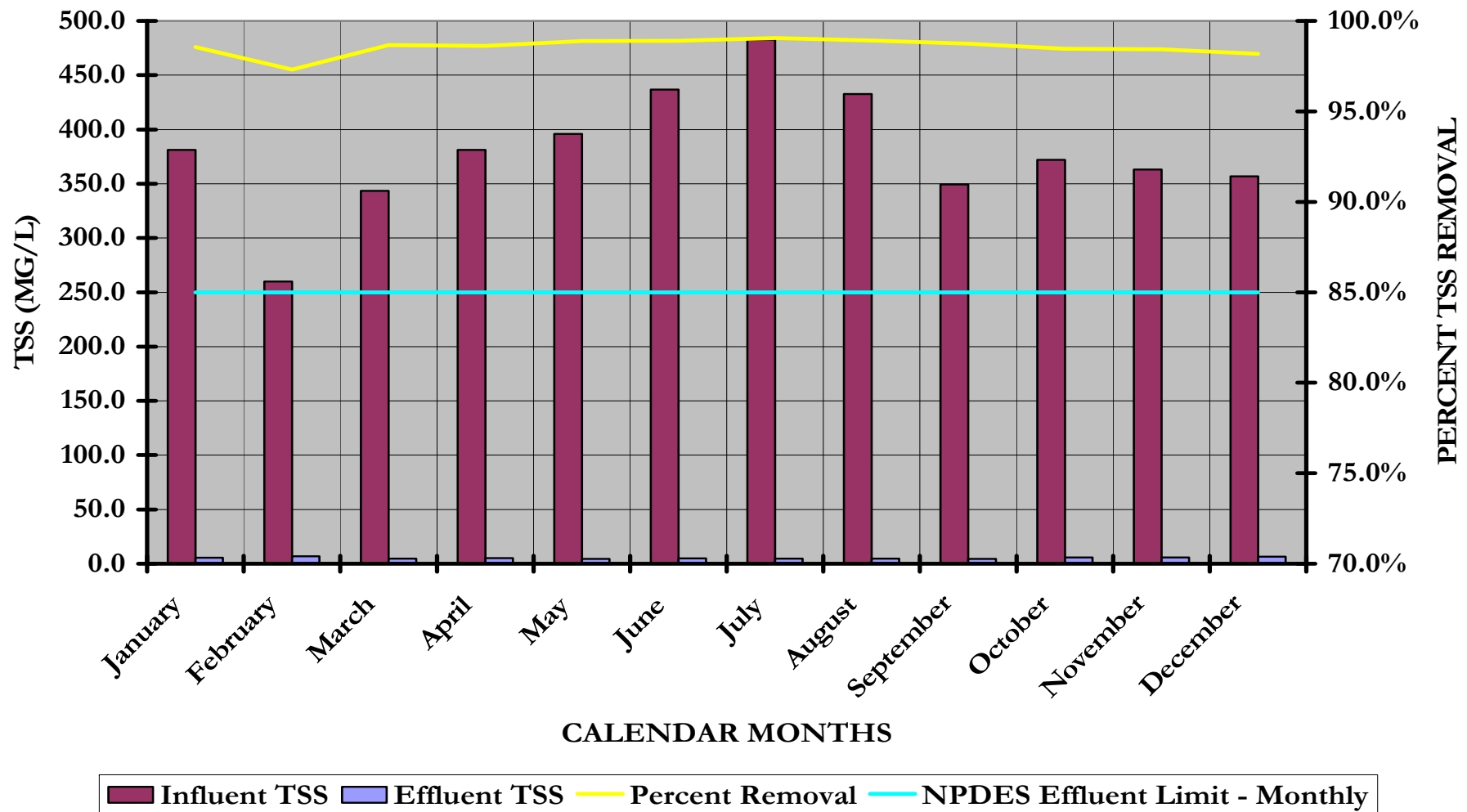
WWTF FLOW INFLUENT REPORT - 2009



WWTF TOTAL SUSPENDED SOLIDS (TSS) DATA SUMMARY - MONTHLY AVERAGES 2009

2009 Monthly Averages	Influent TSS mg/l	Effluent TSS mg/l	TSS Removal %	Average Monthly Effluent TSS Load pounds/day	Average Monthly Effluent TSS Load kilograms/day
January	381.1	5.5	98.6%	321.5	145.8
February	259.9	7.0	97.3%	925.2	419.7
March	343.5	4.6	98.7%	348.3	158.0
April	381.3	5.2	98.6%	315.2	143.0
May	395.9	4.4	98.9%	285.3	129.4
June	436.8	4.8	98.9%	300.3	136.2
July	482.9	4.6	99.0%	257.4	116.7
August	432.7	4.7	98.9%	264.4	119.9
September	349.4	4.4	98.7%	314.7	142.7
October	371.9	5.7	98.5%	432.2	196.0
November	363.1	5.7	98.4%	361.0	163.7
December	356.8	6.4	98.2%	458.9	221.9
Averages	379.6	5.3	98.6%	382.0	174.4
NPDES Limit 1 (Maximum 30-Day Effluent)		≤30 mg/L		4,253	1,929
NPDES Limit 2 (Maximum 7-Day Effluent Limit)		≤45 mg/L		6,380	2,894
NPDES Limit 3 (Minimum Monthly Average Removal)			85%		

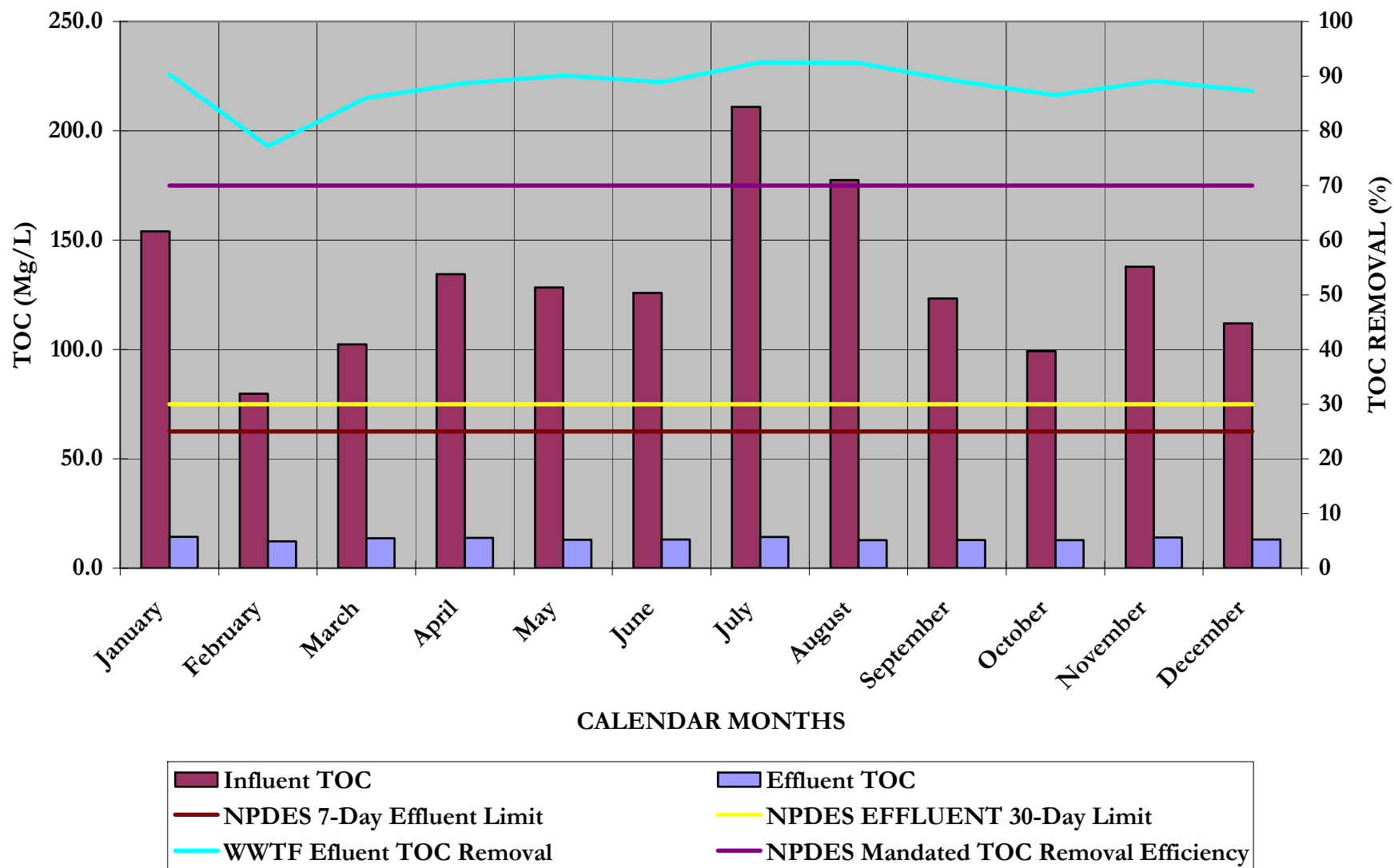
WWTF TOTAL SUSPENDED SOLIDS (TSS) REPORT - 2009



WWTF TOTAL ORGANIC CARBON (TOC) TREATMENT DATA - MONTHLY AVERAGES 2009

2009 Monthly Averages	Influent TOC	Effluent TOC	TOC Removal	Average Monthly Effluent TOC Load	Average Monthly Effluent TOC Load
	mg/l	mg/l	%	pounds/day	kilograms/day
January	154.0	14.3	90.3%	838.6	387.9
February	79.7	12.3	77.2%	1,215.5	551.3
March	102.4	13.6	86.0%	1,025.9	465.3
April	134.4	13.9	88.7%	837.4	379.8
May	128.4	12.9	90.1%	844.6	383.1
June	125.8	13.1	88.9%	796.8	361.4
July	210.9	14.2	92.5%	785.0	356.1
August	177.5	12.8	92.4%	685.6	311.0
September	123.3	12.8	89.1%	856.0	388.3
October	99.2	12.8	86.5%	909.4	412.5
November	137.8	14.1	89.1%	914.0	414.6
December	111.9	13.0	87.3%	926.5	420.3
Averages	138.8	13.3	89.4%	886.3	402.6
NPDES Limit 1 (Maximum 30-Day Effluent TOC)		≤15.6 mg/L		2,198	1,609
NPDES Limit 2 (Maximum 7-Day Effluent TOC Limit)		≤25 mg/L		3,545	2,574
NPDES Limit 3 (Site-specific TOC Equivalent Minimum Monthly Average TOC Removal)			70%		

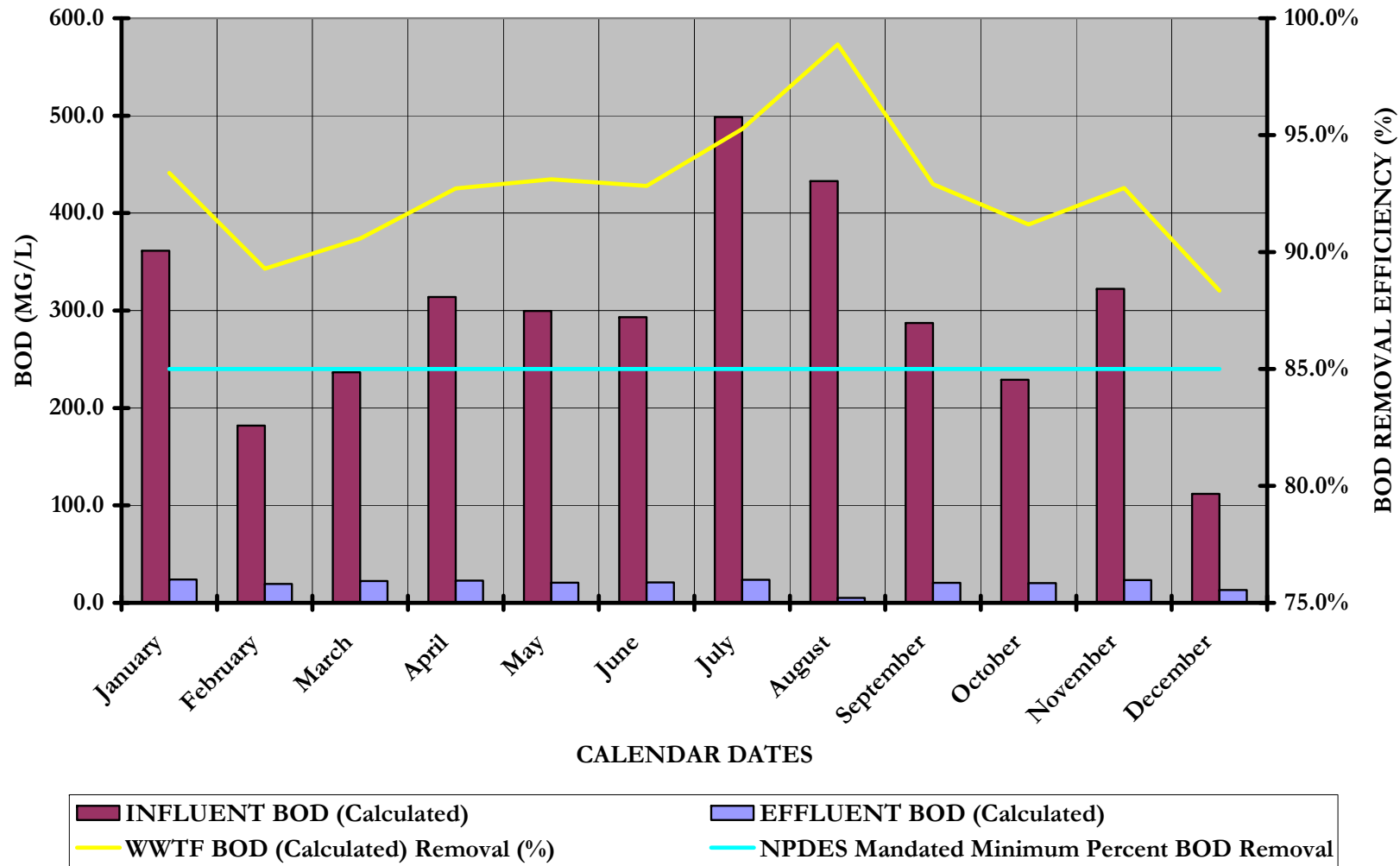
WWTF 2009 - TOTAL ORGANIC CARBON (TOC) TREATMENT



WWTF BIOCHEMICAL OXYGEN DEMAND (BOD Equivalent) TREATMENT DATA - MONTHLY AVERAGES 2009

2009 Monthly Averages	Influent BOD (calculated)	Effluent BOD (calculated)	WWTF BOD (calculated) Removal
	mg/l	mg/l	%
January	361.2	23.9	93.4%
February	181.8	19.5	89.3%
March	236.6	22.3	90.6%
April	313.9	22.9	92.7%
May	299.4	20.6	93.1%
June	293.2	21.0	92.8%
July	498.7	23.6	95.3%
August	432.7	20.3	91.3%
September	287.2	20.4	92.9%
October	228.9	20.2	91.2%
November	322.2	23.4	92.7%
December	111.9	20.9	81.5%
Averages	297.3	21.6	91.7%
NPDES Limit 1: (Maximum 30-Day Calculated Effluent BOD mg/L)		25	
NPDES Limit 2: (Maximum 7-Day Calculated Effluent BOD mg/L)		45	
NPDES Limit 3: Minimum Monthly cBOD (calculated) Removal Average %			85%

WWTF BOD TREATMENT REPORT - 2009



WWTF COMMONLY ANALYZED METALS IN WWTF EFFLUENT AND TREATMENT DATA –2009

Semi-Annual Influent and Effluent 24 hour composites: Analyses for Metals Treatment - 2009							
Metals	Influent Metals (March 2009 - Wet weather)	Influent Metals (August 2009 - Dry weather)	Influent Metals (Annual Average)	Effluent Metals (March 2009 - Wet weather)	Effluent Metals (August 2009 - Dry weather)	Effluent Metals (Annual Average)	Metals Removal Efficiency (Average)
	ug/l	ug/l	ug/l	ug/l	ug/l	ug/l	%
Aluminum	3,300.0	4,900.0	4,100.0	<50	<50	<50	≥98.8%
Antimony	0.7	0.8	0.8	<0.5	<0.5	<0.5	34.7%
Arsenic	3.1	4.2	3.7	2.0	1.4	1.7	53.4%
Barium	74.0	86.0	80.0	34.0	1.4	17.7	77.9%
Beryllium	<0.5	<0.5	<0.5	<0.5	<0.5	<0.5	NA*
Boron	310.0	340.0	325.0	320.0	350.0	335.0	<1%
Cadmium	0.4	0.5	0.4	<0.25	<0.25	<0.25	40.0%
Chromium	4.0	5.1	4.6	0.6	0.5	0.6	87.9%
Cobalt	3.4	1.0	2.2	2.1	<0.5	1.3	40.4%
Copper	87.0	100.0	93.5	9.8	67.0	38.4	58.9%
Lead	2.5	4.2	3.4	<0.5	<0.5	<0.5	85.4%
Mercury	0.4	0.1	0.3	0.042	<0.012	0.0	90.9%
Molybdenum	13.0	7.4	10.2	7.0	4.0	5.5	46.1%

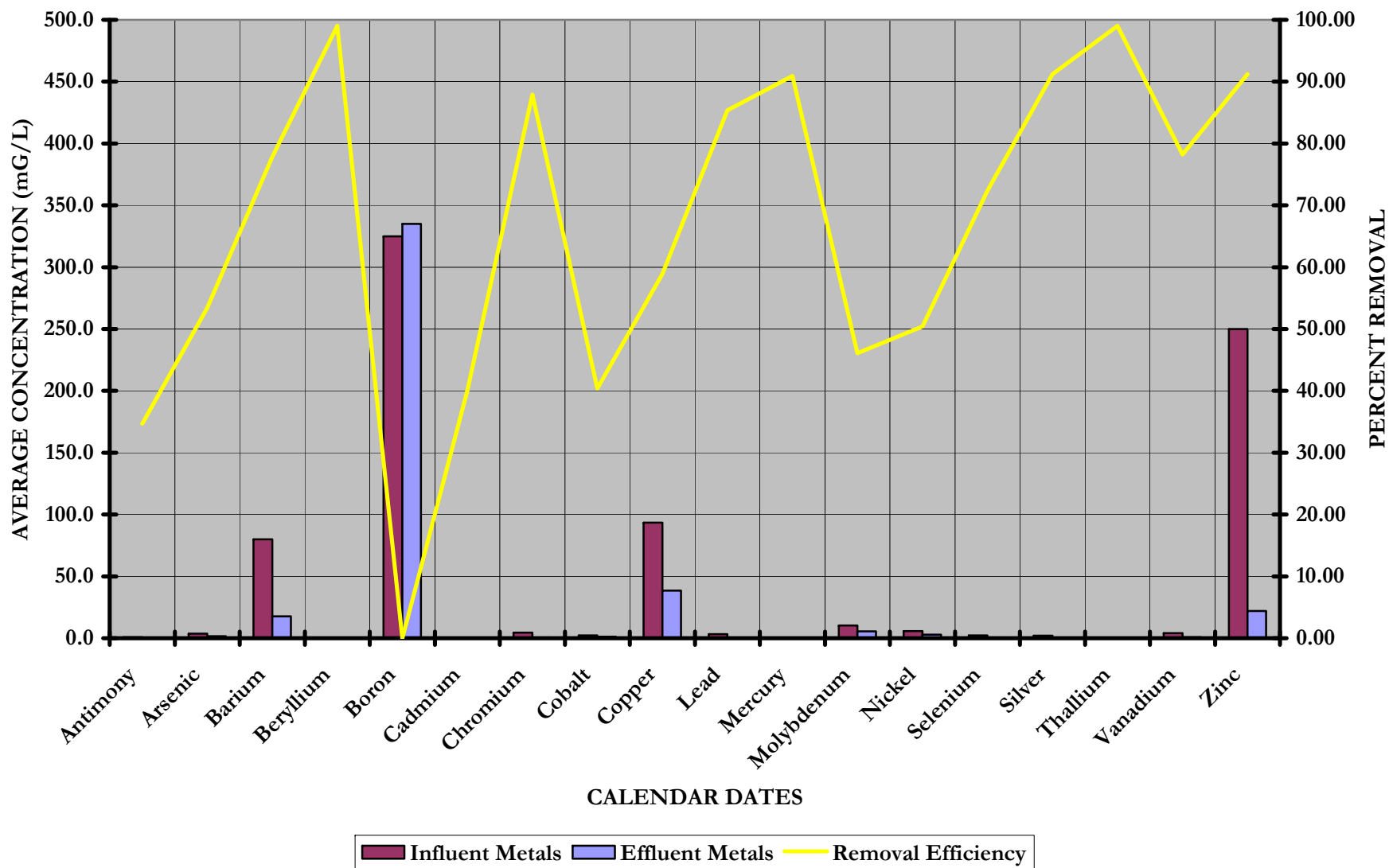
Nickel	4.9	6.8	5.9	3.1	2.7	2.9	50.4%
Potassium	23,000.0	25,000.0	24,000.0	21,000.0	25,000.0	23,000.0	4.2%
Selenium	2.9	1.8	2.4	0.8	<0.5	0.7	72.3%
Silver	1.6	2.5	2.1	<0.19	<0.19	<0.19	90.8%
Thallium	<0.5	<0.5	<0.5	<0.5	<0.5	<0.5	NA*
Vanadium	4.0	4.4	4.2	1.0	0.8	0.9	78.2%
Zinc	210.0	290.0	250.0	24.0	20.0	22.0	91.2%

Note; NA* in the above table indicates a value not determinable because of a lack of underlying numerical values for the chemical analyses.

Metals treatment data were compiled from analytical work performed by the City of Santa Cruz WWTF Laboratory ELAP Certificate no CA 1176; and McCampbell Analytical.

The following graphical representation of metals processing through the plant has been limited to a scale which excludes Aluminum and Potassium because their concentrations in the Influent and Effluent are an order of magnitude higher than the remaining metals.

WWTF METALS TREATMENT REPORT - 2009



WWTF TRACE ORGANIC COMPOUNDS (TrOC or COMPOUNDS OF EMERGING CONCERN) in CALIFORNIA OCEAN PLAN
TABLE B TREATMENT DATA - ANNUAL AVERAGES 2009

COMPOUNDS	WET SEASON MARCH 2009		
	INFLUENT (pg/L)	EFFLUENT (pg/L)	PERCEIVED* CHANGE (%)
Aldrin	ND	ND	Perceived change values are represented in this column, only for compounds where a measurable difference (%) exists, and is not excessively confounded by the onerous challenge of measurements in the Influent.
chlordane, cis	21.63	57.73	
chlordane, trans	21.32	46.63	
chlorpyrifos	131.36	154.54	
dacthal	ND	ND	
DDD, o,p'	2.71	5.65	
DDD, p,p'	1.49	3.78	
DDE, o,p'	0.29	0.42	
DDE, p,p'	14.41	21.35	
DDT, o,p'	2.20	2.43	
DDT, p,p'	4.88	7.08	
diazinon	ND	ND	
dieldrin	40.42	153.32	
endosulfan I	ND	ND	
endosulfan II	ND	ND	
endosulfan sulfate	ND	ND	
endrin	ND	ND	
heptachlor	2.36	2.66	
heptachlor epoxide	9.96	32.67	
hexachlorobenzene	4.85	17.88	
methoxychlor	3.15	2.76	13
mirex	0.14	0.09	38
nonachlor, cis	2.04	4.40	
nonachlor, trans	7.94	19.64	
oxychlordane	0.76	4.00	
Naphthalene	31,625.34	9,171.45	71

Methylnaphthalene, 2-	12,898.15	4,531.69	65
Methylnaphthalene, 1-	5,992.65	1,995.78	67
Dimethylnaphthalene, 2,6-	1,788.88	466.30	74
Trimethylnaphthalene, 2,3,5-	425.45	215.49	49
Naphthalenes, C1 -	20,488.62	7,177.23	65
Naphthalenes, C2 -	7,276.05	2,260.26	69
Naphthalenes, C3 -	4,907.36	2,572.75	48
Naphthalenes, C4 -	1,736.72	2,030.55	
Biphenyl	2,588.78	952.57	63
Acenaphthylene	202.70	110.21	46
Acenaphthene	1,730.12	707.48	59
Fluorene	1,590.19	795.61	50
Methylfluorene, 1-	428.75	317.48	26
Fluorenes, C1 -	1,236.01	1,190.44	4
Fluorenes, C2 -	1,927.09	2,704.40	
Fluorenes, C3 -	1,784.70	2,120.26	
Dibenzothiophene	596.55	300.04	50
Dibenzothiophenes, C1 -	1,651.22	2,079.94	
Dibenzothiophenes, C2 -	625.25	949.79	
Dibenzothiophenes, C3 -	491.16	753.62	
Phenanthrene	5,414.56	1,879.05	65
Methylphenanthrene, 1-	294.01	181.44	38
Phenanthrene/Anthracene, C1 -	1,513.72	1,277.94	16
Phenanthrene/Anthracene, C2 -	1,332.68	2,332.22	
Phenanthrene/Anthracene, C3 -	578.56	977.31	
Phenanthrene/Anthracene, C4 -	291.44	519.71	
Anthracene	877.65	396.10	55
Fluoranthene	1,372.28	1,993.22	
Fluoranthene/Pyrenes, C1 -	780.00	1,193.97	

Pyrene	1,111.39	1,848.04	
Benz(a)anthracene	168.19	271.38	
Chrysene	169.33	250.45	
Chrysenes, C1 -	100.32	155.28	
Chrysenes, C2 -	61.74	73.31	
Chrysenes, C3 -	ND	29.98	
Benzo(b)fluoranthene	74.97	106.47	
Benzo(k)fluoranthene	ND	34.20	
Benzo(e)pyrene	55.20	72.95	
Benzo(a)pyrene	52.71	59.54	
Indeno(1,2,3-c,d)pyrene	ND	ND	
Dibenz(a,h)anthracene	ND	ND	
Benzo(g,h,i)perylene	ND	28.45	
8 - PCB	4.16	4.77	
18	5.48	7.65	
27	ND	0.46	
28	7.56	8.08	
29	ND	10.81	
31	6.68	7.97	
33	5.17	4.65	10
44	5.24	5.79	
49	3.61	4.45	
52	6.45	9.10	
56	2.09	2.04	3
60	1.12	1.06	6
64	1.30	1.24	5
66	3.79	4.00	
70	5.21	6.98	
74	2.31	2.64	

77	0.76	0.99	
87	2.33	2.89	
95	4.20	5.68	
97	1.35	1.95	
99	1.97	2.46	
101	4.46	6.72	
105	2.15	1.98	8
110	5.98	6.72	
114	ND	ND	
118	4.69	5.15	
126	0.43	0.20	54
128	0.54	0.58	
137	0.48	0.31	35
138	2.85	2.67	6
141	0.55	0.73	
146	ND	ND	
149	2.76	3.03	
151	0.66	0.94	
153	3.11	3.72	
156	0.80	0.52	35
157	0.50	0.24	52
158	0.57	0.49	13
169	ND	ND	
170	0.43	0.11	76
174	0.21	0.53	
177	0.41	0.17	59
180	0.82	0.76	8
183	1.16	0.63	46
187	1.50	1.10	26

189	0.87		100
194	ND	ND	
195	ND	ND	
198_199	1.59	0.72	55
200	0.14	0.14	
201	0.85	0.24	72
203	0.35	0.14	60
206	0.72	ND	
209	ND	ND	

WWTF INFLUENT & EFFLUENT DATA 2009 MONTHLY AVERAGES –PH; CHLORINE; OIL & GREASE

2009 Months	Influent pH	Effluent pH	Daily Maximum Chlorine Residual	Peak Maximum Chlorine Residual	Influent Oil and Grease Monthly	Effluent Oil and Grease Monthly
	SI	SI	ug/l	ug/l	mg/l	mg/l
January	7.3	7.1	9.7	1945.0	50.6	<5
February	7.2	7.0	42.7	2705.0	17.1	<5
March	7.2	7.0	<0.1	<0.1	28.6	<5
April	7.3	7.1	7.9	1951.0	29.5	<5
May	7.3	7.1	20.5	3720.0	31.8	<5
June	7.3	7.0	6.9	1254.0	36.9	<5
July	7.3	7.1	<0.1	<0.1	44.6	<5
August	7.3	7.2	1.3	556.0	41.9	<5
September	7.4	7.2	<0.1	<0.1	48.6	<5
October	7.4	7.2	6.8	1218.0	36.3	<5
November	7.4	7.1	<0.1	7.0	48.4	<5
December	7.5	7.0	4.3	59.6	37.0	<5
Averages	7.3	7.1	8.3	1118.0	37.6	<5
Minimum	7.2	7.0	<0.1	<0.1	17.1	<5
Maximum	7.5	7.2	42.7	3720.0	50.6	<5
NPDES Limit 1		Maximum: 9.0	Daily Maximum: 1,120	Instantaneous Maximum: 8,400		Monthly Average: 25
NPDES Limit 2		Minimum: 6.0	6-Month Median: 280			Monthly Maximum: 40
NPDES Limit 3						7-Day Average: 75

WWTF NPDES COMPOUNDS ANALYZED ON QUARTERLY FREQUENCY - EFFLUENT DATA - 2009

2009 Quarterly Data	Effluent Acute Toxicity (Quarterly)	Effluent Chronic Toxicity (Quarterly)	Effluent Phenols (Quarterly)	Effluent Total Sulfides (Quarterly)
	TUa	TUc	mg/L	mg/L
January			0.017	<0.01
February				
March	2.80	16.0	<0.0010	
April			0.0018	0.8
May	1.42	8.0		
June				
July			<0.10	<0.10
August	1.35	8.0	<0.0010	0.3
September				
October	1.36	16.0	<0.10	<0.10
November				
December	1.40	8.0		
Averages	1.7	11.2	<0.17	<0.1
Maximum	2.8	16	0.017	0.8
NPDES Maximum Effluent Limits	4.47	140		

WWTF NPDES NUTRIENTS; TEMPERATURE; TURBIDITY; SILICATES MONTHLY SUMMARY - 2009

Monthly Averages	Effluent Turbidity (Monthly)	Effluent Temperature	Ammonia Nitrogen	Ortho-Phosphate	Urea	Nitrates	Dissolved Silicate
	NTU	°C	µg/L	mg/L	mg/L	mg/L	mg/L
January	3.6	19.4	45,800	11.2	0.13	8.1	36
February	4.0	18.4	47,800	10.4	0.12	8.5	36
March	2.7	19.5	37,600	8.0	0.07	1.5	34
April	3.6	21.3	46,600	7.8	0.12	1.7	34
May	3.2	22.6	30,400	7.6	0.24	0.86	32
June	3.7	24.0	46,600	9.8	0.09	6.8	35
July	2.7	25.3	47,800	7.4	0.09	5.8	34
August	3.7	25.4	42,600	8.5	0.11	4.8	36
September	3.3	25.3	40,400	6.7	0.09	8.9	42
October	2.9	23.5	40,000	6.1	0.11	6.6	35
November	4.8	22.0	44,800	NA	0.09	12	36
December	5.7	20.1	26,200	8.9	0.09	11	33
Average	3.7	22.2	41,383.3	8.4	0.1	6.4	35.3
Minimum	2.7	18.4	26,200.0	6.1	0.07	0.9	32.0
NPDES Monthly Average Limit	75		Instantaneous Maximum: 840,000				
NPDES Weekly Average Limit	100		Daily Maximum: 336,000				
NPDES Daily Maximum Limit	225		6-Month Median: 84,000				

SPMD –MEDIATED SAMPLING AND ANALYSES OF WWTF DIOXINS AND FURANS IN 2009

COMPOUNDS	Influent (30-day Integrative samples March and August 2009)			Effluent (30-day Integrative samples March and August 2009)			AVERAGE REDUCTION (%)
	DRY SEASON (August 2009) INFLUENT (pg/L)	WET SEASON (March 2009) INFLUENT (pg/L)	AVERAGE INFLUENT CONCENTRATION (pg/L)	DRY SEASON (August 2009) EFFLUENT (pg/L)	WET SEASON (Mach 2009) EFFLUENT (pg/L)	AVERAGE EFFLUENT CONCENTRATION (pg/L)	
2,3,7,8-TCDD	5.36E-03	1.68E-02	1.11E-02	9.18E-03	8.56E-03	8.87E-03	19.9
1,2,3,7,8-PeCDD	4.91E-02	6.39E-02	5.65E-02	4.11E-02	2.76E-02	3.44E-02	39.2
1,2,3,4,7,8- HxCDD	5.23E-02	1.11E-01	8.15E-02	6.76E-02	5.12E-02	5.94E-02	27.1
1,2,3,6,7,8- HxCDD	7.29E-02	1.52E-01	1.12E-01	8.94E-02	7.03E-02	7.98E-02	28.9
1,2,3,7,8,9- HxCDD	6.82E-02	1.44E-01	1.06E-01	8.59E-02	6.68E-02	7.63E-02	28.1
1,2,3,4,6,7,8- HpCDD	3.33E-01	5.55E-01	4.44E-01	2.88E-01	2.65E-01	2.76E-01	37.8
OCDD	8.64E-01	1.01E+00	9.36E-01	4.41E-01	2.99E-01	3.70E-01	60.5
2,3,7,8-TCDF	4.39E-03	7.40E-03	5.89E-03	6.56E-03	1.24E-02	9.46E-03	
1,2,3,7,8-PeCDF	8.78E-03	1.30E-02	1.09E-02	6.16E-03	5.48E-03	5.82E-03	46.7
2,3,4,7,8-PeCDF	1.17E-02	1.65E-02	1.41E-02	7.67E-03	6.95E-03	7.31E-03	48.1
1,2,3,4,7,8- HxCDF	7.27E-03	1.56E-02	1.14E-02	1.73E-02	6.41E-03	1.18E-02	
1,2,3,6,7,8- HxCDF	8.02E-03	1.55E-02	1.17E-02	1.79E-02	6.23E-03	1.21E-02	
2,3,4,6,7,8- HxCDF	6.99E-03	1.47E-02	1.08E-02	1.53E-02	6.07E-03	1.07E-02	
1,2,3,7,8,9- HxCDF	1.13E-02	2.36E-02	1.74E-02	2.52E-02	9.32E-03	1.72E-02	
1,2,3,4,6,7,8- HpCDF	3.74E-02	4.56E-02	4.15E-02	3.12E-02	1.96E-02	2.54E-02	38.9
OCDF	2.12E-01	2.67E-01	2.39E-01	1.38E-01	1.06E-01	1.22E-01	49.1

SECTION II. UPSET, INTERFERENCE, AND PASS-THROUGH

UPSET, INTERFERENCE, AND PASS-THROUGH

The pretreatment program had two broad review exercises where Plant and Program records were evaluated for local limits revision; and specifically for upsets, interferences and pass-through in 2009. These included the pretreatment compliance inspection (PCI), and the annual report development.

There was no incident of pass-through, interference or upset documented throughout the calendar year 2009. (Please refer to data and report summary in Section I. Analyses of Pollutants Identified in Section 307(a) of the Clean Water Act, Pollutants contributing to Pass-Through).

In addition to the review exercises, the pretreatment program was able to evaluate the influent and effluent loads of trace organic compounds; and commonly analyzed metals through the plant and into the discharge area. These were done through the implementation of the integrative sampling devices during the wet and dry seasons for the trace organic compounds (TrOC), and the review of semi-annual metals analyses in 2009. As a result of the implementation of the integrative sampling processes, it has been possible to evaluate the probable impacts of the pretreatment program to reduce the needless discharge of pharmaceuticals into the treatment plant, which was initiated in October 2007. In 2009, there were measurable levels of select trace organic compounds detectable in the influent and effluent due to the implementation of the implementation of the integrative sampling technologies. The levels detected in the effluence reflected no pass-through, and plant processes did not record any upsets.

The City is continuing to evaluate professional laboratories with expanded capabilities to develop a clearer evaluation of all the compounds in the State's Ocean Plan's Table B during 2009.

In conclusion, the data indicate that compliance with the WDR and MRP requirements has been good, and no problems are anticipated for 2009.

SECTION III. BASELINE MONITORING REPORTS

BASELINE MONITORING REPORTS

Industry Baseline Monitoring Reports (BMR) have been reviewed in order to reflect any changes undertaken by permitted industries during the course of 2009.

Changes in status include:

- One IU, **City of Santa Cruz Water Department** – discontinued temporary wastewater discharge from its pilot desalination plant, which was operated under permit through June 2009. The discharge to sewer met the limits and conditions of the permit. The permit has been terminated with the successful completion of the project. The site was closed and treatment equipment was removed as of April 16, 2009.
- One IU, **Cal Clean (Beacon Station #3528)** – was issued a temporary wastewater discharge permit for discharging treated water from a groundwater remediation system. The permit is now closed.
- One IU, **Sav-On-Gas** – was issued a wastewater discharge permit for discharging treated water from a groundwater remediation system.
- One IU, **Valero** –installed an in-situ oxygen diffusion groundwater treatment remediation system on June 16, 2009. The previously installed groundwater pump and treat remediation system they had in place was dismantled, and they no longer discharge wastewater from the groundwater system into the City's sewer facility.

All Industrial Permit users were current through 2009, and as a result, no new permits were reissued for Industrial Users in 2009.

The following is the current version of the City's Baseline Monitoring Report Form as made available to the public through the City's website at:

<http://www.ci.santa-cruz.ca.us/pw/environmental/pdf/baselinerreport.pdf>

CITY OF SANTA CRUZ PRETREATMENT PROGRAM
INSTRUCTIONS FOR BASELINE MONITORING REPORT

Following are instructions for filling out the "Information Requirements for Baseline Monitoring Report" form:

1. Briefly describe the nature of business or service performed at this facility. This description should include all manufacturing processes, including those not related to the categorical industry (use additional sheets if necessary).
2. Give the production rate of this facility (usually given as an annual average production or monthly average).
3. Provide the appropriate Standard Industrial Classification (SIC) code for this facility.
4. Self-explanatory.
5. Provide average and maximum waste flows from all regulated process streams. If process waste streams are combined either with other process waste streams or non-process (sanitary, cooling water, etc.) waste streams, these individual flow rates should be given.
6. Each industrial user will sample, analyze and report on all regulated pollutants specific to each process (refer to appropriate subcategory in regulations for specific pollutants). An attachment should be provided indicating the types of samples (i.e., grab, composite, flow proportioned) the frequency and number of samples; time, date, and locations of the sampling events; and certification that the method of analysis meets the regulatory requirements. The facility must ascertain whether it can meet the 30-day average, calculated average, daily maximum or calculated maximum limit.
All pretreatment standards are process related and a facility must comply with the standard at the end of each regulated process. However, EPA recognizes that many facilities combine their wastewater process lines, cooling water, and sanitary wastes prior to treatment or discharge to municipal sewers. Hence, a facility can sample at a combined point, but will need to adjust the categorical limit by employing the *Combined wastestream formula* which is contained in Section 403.6(e) of the General Pretreatment Regulations (Federal Register January 28, 1981). If this is the case with your facility, you must employ the formula and provide all additional data used for calculations. For further explanation, please refer to 40 CFR 403.6(e).
7. If answer was yes, skip Question 8, and go to Question 9.
8. An explanation is needed describing how the facility intends to meet Categorical Standards. If additional pretreatment and/or operations and maintenance are required, then an attachment must be provided describing the proposed system and a schedule of dates for commencement and completion of events leading to the construction and operation of the system.
9. Any other environmental control permits (i.e., NPDES, hazardous material, etc.) held by this facility must be listed.

INFORMATION REQUIREMENTS FOR BASELINE MONITORING REPORT

Facility Name _____

Owner/Operator _____

Address _____

1) Briefly describe the products produced and manufacturing process used in your operation

_____.

2) Production Rate: _____

3) SIC Code: _____

4) Facility Diagram: Attach a copy of your facility flow schematic diagram of all regulated process, including points of discharge to the sanitary sewer system.

5) Wastewater Flow Measurement:

Regulated Process (Type)	Daily Average (gal/day)	Daily Maximum (gal/day) or	Estimated (E) Measured (M)
-----------------------------	----------------------------	-------------------------------	-------------------------------

_____	_____	_____	_____
_____	_____	_____	_____

Non-Regulated Process (Type)	Daily Average (gal/day)	Daily Maximum (gal/day) or	Estimated (E) Measured (M)
---------------------------------	----------------------------	-------------------------------	-------------------------------

_____	_____	_____	_____
_____	_____	_____	_____
_____	_____	_____	_____

6) Measurement of Pollutants: Attach the most recent results from the sampling and analysis during normal working hours of all regulated process streams including the following information:

a. Sample Type (i.e., flow proportional, composite, grab)

b. Frequency of Samples

c. Time, date, and location of sampling event

d. Method of analysis

e. Comparison of results with applicable pretreatment standards

f. If alternate limits (i.e., combined wastestream formula) are calculated, include the limit and all supporting data

SECTION IV. LIST OF INDUSTRIAL USERS

LIST OF INDUSTRIAL USERS

The following section includes lists of Industrial Users within the reach and purview of the Pretreatment program in 2009.

The list of permitted industrial users includes a breakdown of categorical industrial users, significant industrial users, dry cleaners, and treated groundwater dischargers.

The "Complete Business Listing by Class" includes all users subject to inspection and is organized by type of business.

PART IV. PERMITTED INDUSTRIAL USERS

PART IV.		Federal Category		Federal Standards		
Industrial User/ Industrial User/ Local Limits	Operation	or Noncategorical Categorical	Parameter	Max. Limit	Avg. Limit	Parameter Limit (mg/l)

SIGNIFICANT INDUSTRIAL USERS

Aquarius Boat Works 495 Lake Avenue	Boat Repair and Maintenance	N/A			PH	5-10
					TSS	1000
					BOD	----
					O & G	20
					Copper	0.75
					Lead	2.00
					Mercury	0.05
					Sulfide	0.20
					TPH, gas	20.0
					TPH, diesel	20.0
					BTEX	0.25
					MTBE	0.25
					Tributyltin	----
Santa Cruz Class III Landfill 605 Dimeo Lane	Landfill	N/A			All Local Limits EPA Priority Pollutants	----
Groundwater Dischargers						
Valero (Soquel) Former Beacon Service Station #3735	Groundwater Discharger	N/A			TPH-g	100.0
					BTEX	1.0
					MTBE	1.0

Other Permitted Dischargers

Bay Photo 2161 Delaware	Photo processor	N/A			pH	5-10 units
					silver	0.5
					Flow	----

CLASS	IU Name	IU Number	Business Address			STATUS
<hr/>						
AUTO BODY						
	Advanced Collision Centers	AB0001	122	Hubbard	St.	CLOSE
	Bordner Auto Body	AB0002	130	Center	St.	OPEN
	Canepa Design	AB0013	1191	Water	St.	CLOSE
	Chuck Fanucci Auto Body	AB0004	211	Mcpherson	St.	OPEN
	Collins Auto Body	AB0003	113	Watson	St.	OPEN
	GMP Speed and Machine	AB0017	2119	Delaware	Ave.	OPEN
	La Vars Auto Body	AB0014	105	Bronson	St.	OPEN
	Perrigos	AB0006	251	Washington	St.	OPEN
	Santa Cruz Auto Body Inc.	AB0009	324	River	St.	OPEN
	Scotts Body Shop	AB0011	140	Center	St.	OPEN
	T&T Customs	AB0018	2117	Delaware	Ave.	CLOSE
	Westons Auto	AB0015	1298	Fair	Ave.	OPEN
<hr/>						
AUTO DEALER						
	North Bay Ford Dealership	AD0001	1999	Soquel	Ave.	OPEN
	Santa Cruz Dodge	AD0006	1616	Soquel	Ave.	OPEN
	Santa Cruz Nissan/Volkswagen	AD0007	1616	Soquel	Ave.	OPEN
<hr/>						
AUTO DETAIL						
	Santa Cruz Auto Detail Shop	ADT003	1207	Water	St.	CLOSE
<hr/>						
AUTO ELECTRIC						
	Tims Auto Electric	AE0002	226	Benito	St.	OPEN
<hr/>						
<hr/>						
AUTO PARTS STORES						
	Santa Cruz Auto Parts	AP0001	1919	Soquel	Ave.	OPEN
<hr/>						
AUTO RENTAL						
	Autoworld Sales and Leasing	ART007	725	Soquel	Ave.	OPEN

CLASS	IU Name	IU Number	Business Address			STATUS
	Avis Rent a Car	ART008	630	Ocean	St.	OPEN
	Budget Car and Truck Rental	ART006	919	C Ocean	St.	CLOSE
	Enterprise	ART012	919	Ocean	St.	OPEN
	Hertz Local Edition	ART009	130	Center	St.	OPEN
	Laidlaw Transportation Services	ART010	117	Fern	St.	CLOSE
	The Z Zone	ART01 1	703	Pacific	Ave.	CLOSE
AUTO REPAIR						
	A-1 Mobile Service	AR0042	743	Sanborn	Pl.	OPEN
	Aamco Transmissions	AR0052	1915	Soquel	Ave.	OPEN
	Advanced Auto	AR0003	1025	Water	St.	OPEN
	Big O Tires	AR0050	1025	Water	St.	OPEN
	Cashs Automotive Service	AR0010	619	River	St.	OPEN
	Comprehensive Mechanics	AR0020	115	Mcpherson	St.	OPEN
	Evolution Automotive Repair	AR0056	815	Almar	Ave.	OPEN
	Fidelity Automotive	AR0017	916	Soquel	Ave.	OPEN
	Good Guys Diesel	AR0060	1191	Water	St.	OPEN
	Goodyear Tires & Auto Repair	AR0059	1203	Water	St.	OPEN
	Graniterock-Fleet Maintenance Yard	AR0039	129	Coral	St.	OPEN
	Hennings Werkstatt Inc.	AR0019	1025	Water	St.	OPEN
	Jiffy Lube, Store # 2334	AR0055	1705	Soquel	Ave.	OPEN
	Jim Ludy Automotive Maintenance	AR0022	501	Soquel	Ave.	OPEN
	Legacy Automotive	AR0021	318	River	St.	OPEN
	Marty Mechanic	AR0046	1915	15th	Ave.	OPEN
	Maxwell Tire & Alignment	AR0058	1807	Soquel	Ave.	OPEN
AUTO REPAIR						
	Midas Muffler Shop	AR0023	1218	Ocean	St.	OPEN
	Mobile German Auto Works	AR0054	1743	Escalona	Dr.	OPEN
	Monterey Bay Automotive	AR0047	318C	River	St.	OPEN
	Polar Radiator Service Inc.	AR0025	114	Coral	St.	OPEN
	Putney and Perry	AR0027	325	Front	St.	OPEN
	Rene's Auto Repair	AR0049	501	Soquel	Ave.	OPEN

CLASS	IU Name	IU Number	Business Address			STATUS
	Reyes Auto Repair	AR0057	217	McPhearson	St.	OPEN
	RPM Auto Repair	AR0037	1025-C	Water	St.	OPEN
	Rustys Honda and Mazda Repair	AR0029	318	River	St.	OPEN
	Santa Cruz Auto Tech	AR0030	738	Branciforte	Ave.	OPEN
	Santa Cruz Automotive	AR0045	124	Benito	St.	OPEN
	Santa Cruz Import Truck Service	AR0031	132	Benito	Ave.	OPEN
	Santa Cruz Motorsports	AR0008	211	Cedar	St.	OPEN
	Stanford Ave. Garage	AR0041	110	Stanford	Ave.	OPEN
	The Engine Room	AR0015	125	Front	St.	OPEN
	Volks Café	AR0043	1823	Soquel	Ave.	OPEN
	Water Star Motors	AR0033	318 A	River	St.	OPEN
	Wheel Works	AR0040	220	Front	St.	OPEN
	Work Force	AR0035	312	May	Ave.	OPEN
<hr/>						
AUTO SALES						
	Auto Zone	AS0002	1800	Soquel	Ave.	CLOSE
	Beach Auto Sales/Pacific Avenue	MAS0008	512	Pacific	Ave.	OPEN
	Surf City Motors	AS0010	1025	Water	St.	OPEN
<hr/>						
AUTO TOWING						
	Lifesaver Towing	AT0002	505	River	St.	OPEN
	North County Recovery and Towing	AT0001	1210	Fair	Ave.	CLOSE
<hr/>						
AUTO WASH						
	Bei Scott Car Wash/Mission	AW0001	2321	Mission	St.	OPEN
	Bei Scott Car Wash/Water	AW0003	827	Water	St.	OPEN
	Whalers Car Wash	AW0002	2001	Soquel	Ave.	OPEN
<hr/>						
AUTO-MOTORCYCLE SALES						
	Cycle Revolution	AM0001	322	Pacific	Ave.	OPEN
	Santa Cruz Harley Davidson Inc	AM0002	1148	Soquel	Ave.	CLOSE
	SC Custom Motorcycles	AM0003	2119	Delaware	Ave.	CLOSE

CLASS	IU Name	IU Number	Business Address			STATUS
BAKERY						
	Allbright Donut Shoppe	"000007	1055	Water	St.	OPEN
	Bagelry on Cedar Street	"000011	320	Cedar	St.	OPEN
	Bagelry on Seabright Avenue	"000012	1636	Seabright	Ave.	OPEN
	Beckmans Bakery	"000019	104	Bronson	St.	OPEN
	Beckmans Old World Bakery	"000020	2341	Mission	St.	CLOSE
	Black China Bakery	"000024	104	Bronson	St.	OPEN
	Costco/Bakery Department	"000059	220	Sylvania	Ave.	OPEN
	Emilys Good Things To Eat	"000079	1129	Mission	St.	OPEN
	Ferrells Donut Shop #1	"000086	2227	Mission	St.	OPEN
	Ferrells Donut Shop #2	"000089	1403	Ocean	St.	OPEN
	Gigi's Bakery and Café	"000291	550	River	St.	OPEN
	Hoffmans Bakery	"000324	1100	Pacific	Ave.	OPEN
	Kellys French Bakery	"000349	401	Ingalls	St.	OPEN
	Noahs New York Bagel	"000148	1411	Pacific	Ave.	OPEN
	Pacific Cookie Company	"000255	303	Potrero	St.	OPEN
	Pacific Cookie Company	"000162	1203	Pacific	Ave.	OPEN
	The Buttery	"000226	702	Soquel	Ave.	OPEN
BOAT REPAIR						
	Aquarius Boat Works	BR0004	495	Lake	Ave.	OPEN
	Monterey Bay Marine Engine Co.	BR0002	555	Brommer	St.	OPEN
	Santa Cruz Port District	BW0001	135	Fifth	Ave.	OPEN
CONVALESCENT						
	Dominican Rehabilitation Services	CON001	610	Frederick	St.	OPEN
	Front Street Residential	"000094	126	Front	St.	OPEN
	New Life Center	"000146	707	Fair	St.	OPEN
DRY CLEANER						
	Almar Cleaners and Shoe Repair I	DC0004	857	Almar	Ave.	OPEN

CLASS	IU Name	IU Number	Business Address			STATUS
	Bariteaus	DC0005	620	Water	St.	OPEN
	Classic Cleaners	DC0003	609	Soquel	Ave.	OPEN
	Del Mar Cleaners	DC0002	1307	Soquel	Ave.	OPEN
	Mission Dry Cleaner	DC0001	1224	Mission	St.	OPEN
	Vapor Cleaners	DC0006	285	Water	St.	OPEN
<hr/>						
ENGINE STEAM CLEAN						
<hr/>						
FLEET TRANSPORTATION						
	Beckman's Bakery (Fleet)	FT0007	104	Bronson	St.	OPEN
	Goodwill Industries	FT0001	350	Encinal	St.	OPEN
	Graniterock-Concrete Production Yd	FT0002	303	Coral	St.	OPEN
	Las Animas Concrete	FT0003	146	Encinal		OPEN
	U.S. Post Office	FT0009	850	Front	St.	OPEN
	United Parcel Service	FT0006	251	Sylvania	Ave.	OPEN
<hr/>						
FOOD CATER						
	Aunt Netties-Westside	"000326	2100	Delaware	Ave.	OPEN
	Russos Commercial Kitchen	"000185	216	Fern	St.	OPEN
	Sushi Now	"000330	254	Portrero	Ave.	OPEN
<hr/>						
FOOD MARKET						
	Days Market Liquors & Deli	"000065	526	Seabright	Ave.	OPEN
	Del Pueblo Market	"000067	2118	Soquel	Ave.	OPEN
	Esperanza Market	"000083	341	Ocean	St.	OPEN
	La Esperanza Market	"000082	1204	Mission	St.	OPEN
	New Leaf Community-Mission St	"000433	1101	Fair	Ave.	OPEN
	New Leaf Community-Mission St	"000145	2351	Mission	St.	CLOSE
	New Leaf Community-Pacific Avenu	"000144	1134	Pacific	Ave.	OPEN
	Quality Market	"000173	221	Riverside	Ave.	OPEN
	Safeway Stores on Mission	"000187	2111	Mission	St.	OPEN
	Safeway Stores on Morrissey	"000186	117	Morrissey	Ave.	OPEN

CLASS	IU Name	IU Number	Business Address			STATUS
	Shoppers Corner/Meat Dept.	"000198	622	Soquel	Ave.	OPEN
	Sun Market	"000207	220	Liebrandt	Ave.	OPEN
GAS STATION						
	5th Ave Center Inc.	GAS023	2003	Mission	St.	OPEN
	Arco, Kwik Serve Gas Station	GAS017	1725	Mission	St.	OPEN
	Chevron-Mission Smog Repair	GAS009	823	Mission	St.	OPEN
	Ocean St Chevron	GAS012	404	Soquel	Ave.	OPEN
	Rod & Ros	GAS014	1024	Water	St.	OPEN
	Rotten Robbie #35	GAS013	1906	Mission	St.	OPEN
	Santa Cruz County Fleet Services	GAS025	691	Ocean	St.	OPEN
	Sav on Gasoline	GAS015	1415	Ocean	St.	OPEN
GAS STATION						
	Unocal 76	GAS016	904	Mission	St.	OPEN
	Unocal 76, Santa Cruz Gas	GAS019	805	Ocean	St.	OPEN
	Unocal/Harbor 76	GAS001	1505	Soquel	Ave.	OPEN
	Valero Gas - Ocean Street	GAS024	1319	Ocean	St.	OPEN
	Valero Gas and Shop - Mission Street	GAS022	2202	Mission	St.	OPEN
	Valero Gas and Shop - Mission Street	GAS021	2202	Mission	St.	OPEN
	Valero Gas and Shop - Soquel Ave	GAS020	1516	Soquel	Ave.	OPEN
	Valero Gas and Shop former Bobs B	GAS007	335	Mission	St.	OPEN
GROUNDWATER						
	CalClean	GW0026	335	Mission	St.	CLOSE
	Conoco Phillips Service Station # 48	GW0003	1505	Soquel	Ave.	OPEN
	Dominican Hospital	GW0006	610	Frederick	St.	CLOSE
	Dominican Hospital	GW0012	610	Frederick	St.	CLOSE
	Fins Coffee	GW0018	1104	Ocean	St.	OPEN
	Santa Cruz Industries	GW0004	411	Swift	St.	CLOSE
	Sav On Gas	GW0014	1415	Ocean	St.	OPEN
	Valero California Retail Co.	GW0019	1516	Soquel	Ave.	OPEN

CLASS	IU Name	IU Number	Business Address			STATUS
HOTEL						
	Best Western All Suites Inn	"000381	500	Ocean	St.	OPEN
LABORATORY						
	Santa Cruz Biotechnology	NC0006	2161	Delaware	Ave.	OPEN
LAUNDRY						
	Bei Scott Laundry	LY0001	815	Soquel	Ave.	OPEN
CLASS	IU Name	IU Number	Business Address			STATUS
MANUFACTURING						
	Anatometal Inc.	MF0009	411	Ingalls	St.	OPEN
	Bonny Doon Winery	WINE01	328	Ingalls	Ave.	OPEN
	Dallas Electronics	MF0006	2151	Delaware	Ave.	OPEN
	Good Earth Tea's	MF0002	831	Almar	Ave.	OPEN
	Johnson Diversey Equipment	MF0004	2841	Mission	St.	OPEN
	Santa Cruz Mountain Bikes	MF0010	104	Bronson	St.	OPEN
	Shens Gallery	0001MF	2117	Delaware	Ave.	CLOSE
	University Business Park (former W	MF0008	2801	Mission	St.	OPEN
MEDICAL LAB						
	Santa Cruz Medical Clinic	Phot05	2025	Soquel	Ave.	OPEN
PHOTOFINISHER						
	Bay Photo, Inc.	NC0008	2161	Delaware	Ave.	OPEN
	Covello and Covello Photography	Phot04	602	Mission	St.	CLOSE
	Longs Drugs (Front St.)	Phot01	600	Front	St.	CLOSE
	Longs Drugs (Mission St)	Phot02	1700	Mission	St.	CLOSE

CLASS	IU Name	IU Number	Business Address			STATUS
	Rite Aid #5979	Phot06	901	Soquel	Ave.	OPEN
	Walgreen Drug Stores	Phot03	1718	Soquel	Ave.	OPEN
PRINTER						
	Santa Cruz County Sentinel	NC0002	207	Church	St.	CLOSE
PUBLIC AGENCY						
	City of Santa Cruz Fleet Services	PA0005	1125	River	St.	OPEN
	County of Santa Cruz Fleet Services	PA0004	701	Ocean	St.	OPEN
	Santa Cruz High School	PA0006	415	Walnut	Ave.	OPEN
	Santa Cruz Metro Transit District	PA0001	1200	River	St.	OPEN
	Santa Cruz Metro Transit District	PA0002	120	Golf Club	Dr.	OPEN
	Santa Cruz Metro Transit District	PA0003	111	Dubois	St.	OPEN
RECREATION VEHICLE REPAIR						
	RV Service Center of Santa Cruz	RVR001	2525	Mission	St.	OPEN
RESTAURANT						
	Acapulco Restaurant	"000001	1116	Pacific	Ave.	OPEN
	Aldos Restaurant	"000006	616	Atlantic	Ave.	OPEN
	Aqua Blu	"000400	1108	Pacific	Ave.	OPEN
	Asana Teas	"000436	103	Lincoln	St.	OPEN
	Bad Ass Coffee	"000415	1207	Pacific	Ave.	CLOSE
	Barosa Grill	"000351	515	Cedar	St.	CLOSE
	Batik Café	"000422	1209	Soquel	Ave.	CLOSE
	Batish House	"000015	1310	Mission	St.	OPEN
	Beach Street Café	"000017	399	Beach	St.	OPEN
	Benten Restaurant	"000021	1547	Pacific	Ave.	OPEN
	Betty's Burgers	"000423	505	Seabright	Ave.	OPEN
	Black China Bakery Café	"000375	1121	Soquel	Ave.	OPEN
	Boardwalk/Barbary Coast	"000026	400	Beach	St.	OPEN
	Boardwalk/Barnacle Bills	"000027	400	Beach	St.	OPEN
	Boardwalk/Beach Deck	"000028	400	Beach	St.	OPEN
	Boardwalk/Burgers	"000029	400	Beach	St.	OPEN

CLASS	IU Name	IU Number	Business Address		STATUS
	Boardwalk/Coasters Bar-Grill	"000359	400 Beach	St.	OPEN
	Boardwalk/Coconut Grove	"000030	400 Beach	St.	OPEN
	Boardwalk/Dipper Diner	"000031	400 Beach	St.	OPEN
	Boardwalk/Fish & Fry	"000032	400 Beach	St.	OPEN
	Boardwalk/Fishermans Galley	"000033	400 Beach	St.	OPEN
	Boardwalk/Funnel Cakes	"000034	400 Beach	St.	OPEN
	Boardwalk/Gyros	"000035	400 Beach	St.	OPEN
	Boardwalk/Handout	"000036	400 Beach	St.	OPEN
	Boardwalk/Hodgies	"000037	400 Beach	St.	OPEN
	Boardwalk/Hot Dog/Chicken	"000038	400 Beach	St.	OPEN
	Boardwalk/Pizza Hut/Taqueria	"000039	400 Beach	St.	OPEN
	Boardwalk-Surf City Grill	"000394	400 Beach	St.	OPEN
	Boccis Cellar	"000040	140 Encinal	St.	OPEN
	Bonny Doon Vineyard Tasting Room	"000429	334 Ingalls	St.	OPEN
	Borders Café	"000289	1200 Pacific	Ave.	OPEN
	Buffalo Bill	"000354	107 Leonard	St.	OPEN
	Burger King on Mission Street	"000041	2015 Mission	St.	OPEN
	Burger King on Soquel Avenue	"000042	1302 Soquel	Ave.	OPEN
	Café Brazil	"000045	1410 Mission	St.	OPEN
	Café El Palomar	"000391	2222 East Cliff	Dr.	OPEN
	Cafe La Vie	"000404	429 Front	St.	CLOSE
	Café Limelight	"000288	1016 Cedar	St.	OPEN
	Café Mare	"000335	740 Front	St.	OPEN
	Callahans	"000047	507 Water	St.	OPEN
	Casa Blanca	"000048	101 Main	St.	OPEN
	Catalyst	"000049	1011 Pacific	Ave.	OPEN
	Center Street Grill	"000408	1001 Center	St.	OPEN
	Cereality Cereal Bar and Café	"000425	1315 Pacific	Ave.	CLOSE
	Charlie Hong Kong Noodles	"000193	1141 Soquel	Ave.	OPEN
	Chill Out Café	"000325	1222 Soquel	Ave.	OPEN
	China Szechwan Restaurant	"000053	221 Cathcart	St.	CLOSE
	Chocolate	"000096	1522 Pacific	Ave.	OPEN
	Civic Center/Santa Cruz	"000054	307 Church	St.	OPEN

CLASS	IU Name	IU Number	Business Address			STATUS
	Clouds Downtown	"000055	110	Church	St.	OPEN
	Coffeetopia	"000290	1723	Mission	St.	OPEN
	Coldstone Creamery	"000380	1129	Pacific	Ave.	OPEN
	Costa Brava on Pacific Avenue	"000058	1222	Pacific	Ave.	CLOSE
	Costa Brava River St.	"000338	420	River	St.	CLOSE
	Costco/Deli Department	"000060	220	Sylvania	Ave.	OPEN
	County Cafeteria	"000061	701	Ocean	St.	OPEN
	County Jail/Foodservices	"000062	259	Water	St.	OPEN
	Crepe Place	U "000063	1134	Soquel	Ave.	OPEN
	Crow's Nest	"000361	2218	East Cliff	Dr.	OPEN
	Cypress Lounge	"000112	120	Union	St.	OPEN
	De LaVeaga Golf Course/Restaurant	"000066	401	Upper Park	Rd.	OPEN
	DeLaveaga Elementary School	"000310	1145	Morrissey	Blvd.	OPEN
	Dennys Restaurant	"000068	1515	Ocean	St.	OPEN
	Dominican Hospital	"000259	610	Frederick	St.	OPEN
	Dominoes Pizza	"000071	2391	Mission	St.	OPEN
	Donnelly Fine Chocolates	"000177	1509	Mission	St.	OPEN
	Dream Inn	"000430	175	West Cliff	Dr.	OPEN
	Drunk Monkeys	"000428	415	Seabright	Ave.	OPEN
	El Paisano Tamales	"000074	609	Beach	St.	OPEN
	El Palomar	"000075	1336	Pacific	Ave.	OPEN
	El Pollo Loco	"000426	712	Front	St.	OPEN
	Elks Lodge No. 824	"000078	150	Jewell	St.	OPEN
	Elm Street Mission	"000322	117	Elm	St.	OPEN
	Engfer Pizza Works	"000306	537	Seabright	Ave.	OPEN
	Falafel House	"000085	113	Walnut	St.	OPEN
	Falafel Hut	"000087	309	Beach	St.	OPEN
	Falafel Of Santa Cruz	"000088	1510	Mission	St.	OPEN
	Feel Good Foods, Kitchen	"000388	306	Protrero	St.	OPEN
	Foster Freeze East S.C. on Soquel Av	"000092	1836	Soquel	Ave.	OPEN
	Foster Freeze on Laurel Street	"000091	229	Laurel	St.	OPEN
	Fresh Prep Kitchens	"000401	504-A	Front	St.	OPEN
	Gabriella Café	"000095	910	Cedar	St.	OPEN

CLASS	IU Name	IU Number	Business Address	STATUS
	La Posada	"000124	609 Frederick St.	OPEN
	La Posta	"000416	538 Seabright Ave.	OPEN
	Las Palmas Taco Bar	"000125	55 Front St.	OPEN
	Lilian's Italian Kitchen	"000418	1116 Soquel Ave.	OPEN
	Lindas Seabreeze Café	"000127	542 Seabright Ave.	OPEN
	Little Ceasers Pizza	"000366	233 Ocean St.	OPEN
	Little Shanghai Restaurant	"000128	1010 Cedar St.	OPEN
	Los Pinos	"000129	2019 Pacific Ave.	OPEN
	Louden Nelson Center	"000130	301 Center St.	OPEN
	Lulu Carpenters	"000084	1545 Pacific Ave.	OPEN
	Lulu's at the Octagon	"000419	118 Cooper St.	OPEN
	Mackenzies Kandy Kitchen	"000132	1492 Soquel Ave.	OPEN
	Mangiamo Pizza	"000440	845 Almar Ave.	OPEN
	Mariannes Ice Cream	"000136	1220 Ocean St.	OPEN
	Mariannes-Westside Production	"000327	2100 Delaware #D	OPEN
	Marinis Downtown	"000137	1308 Pacific Ave.	OPEN
	May's Sushi Restaurant	"000417	1800 Soquel Ave.	OPEN
	McDonalds Ocean	"000139	1210 Ocean St.	OPEN
	McDonalds, Mission	"000252	1421 Mission St.	OPEN
	Mei Garden	"000140	533 Ocean St.	OPEN
	Metro-Downtown	"000329	920 Pacific Ave.	OPEN
	Mission Hill Junior High Kitchen	"000399	425 King St.	OPEN
	Mobo Sushi & The Moon	"000142	105 River St.	OPEN
	Ninety Nine Bottles	"000147	110 Walnut Ave.	OPEN
	Ocean City Buffet	"000435	431 Front St.	OPEN
	Omei Sichuan Restaurant	"000149	2316 Mission St.	OPEN
	Pacific Avenue Pizza	"000153	1415 Pacific Ave.	OPEN
	Pacific Cultural Center	"000154	1307 Seabright Ave.	OPEN
	Pacific Thai	"000378	1319 Pacific Ave.	OPEN
	Papa Murphys	"000286	1820 Mission St.	CLOSE
	Peach Garden	"000013	1733 Seabright Ave.	OPEN
	Pergolesis	"000158	418 Cedar St.	OPEN

CLASS	IU Name	IU Number	Business Address	STATUS
	Petes Coffee & Tea	"000159	1409 Pacific Ave.	OPEN
	Parish Publick House	"000443	841 Almar Ave.	OPEN
	Pearl of the Ocean	"000447	736 Water St.	OPEN
	Phoenix Restaurant	"000434	2301 Mission St.	OPEN
	Pizza My Heart	"000164	1116 Pacific Ave.	OPEN
	Planet Fresh Burritos	"000165	1003 Cedar St.	OPEN
	Plantronics	"000412	345 Encinal St.	OPEN
	Poet & Patriot Irish Pub	"000166	320 Cedar St.	OPEN
	Polar Bear Ice Cream	"000167	389 Coral St.	OPEN
	Portuguese Hall	"000171	716 e Evergreen St.	OPEN
	Quiznos Sub	"000383	1010 Pacific Ave.	OPEN
	R & R Burgers & Grill	"000424	1024 Water St.	CLOSE
	Real Thai Kitchen	"000175	1632 Seabright Ave.	OPEN
	Red Restaurant and Bar	"000410	1003 Cedar St.	OPEN
	Ristorante Avanti	"000178	1711 Mission St.	OPEN
	Ristorante Italiano	"000179	555 Soquel Ave.	OPEN
	River Café and Cheese Shop	"000376	415 River St.	OPEN
	River Street Shelter	"000104	115 Coral St.	OPEN
	Rosie McCanns Irish Pub	"000182	1220 Pacific Ave.	OPEN
	Royal Taj Indian Cuisine	"000184	270 Soquel Ave.	OPEN
	Sabieng Thai House	"000295	1218 Mission St.	OPEN
	Samba Rock Cafe	"000432	291 Water St.	OPEN
	Santa Cruz Bible Church	"000188	440 Frederick St.	OPEN
	Santa Cruz Coffee Roasting Co.	"000191	1330 Pacific Ave.	OPEN
	Santa Cruz Diner	"000292	909 Ocean St.	OPEN
	Santa Cruz Metro Center	"000197	920 Pacific Ave.	OPEN
	Sa-Tarng	"000334	2238 Mission St.	CLOSE
	Saturn Café	"000285	145 Laurel St.	OPEN
	Seabright Brewery	"000195	519 Seabright Ave.	OPEN
	Shogun Restaurant	"000287	1123 Pacific Ave.	OPEN
	Soif	"000353	105 Walnut Ave.	OPEN
	Sri	"000371	736 Water St.	CLOSE
	St Francis Kitchen	"000200	205 Mora St.	OPEN

CLASS	IU Name	IU Number	Business Address			STATUS
	Togos Eatery Ocean Street	"000282	902	Ocean	St.	OPEN
	Tony & Albas Pizza	"000229	817	Soquel	Ave.	OPEN
	Top a Lot Yogurt	"000427	738	Water	St.	OPEN
	UCSC Inn and Conference Center	"000350	611	Ocean	St.	OPEN
	Upper Crust Pizza	"000230	2415	Mission	St.	OPEN
	Vasilis	"000231	1501	Mission	St.	OPEN
	Veterans Memorial Building	"000232	846	Front	St.	OPEN
	Viva's Organic Mexican Food	"000446	1201	Soquel	Ave.	OPEN
	Walnut Avenue Café	"000233	106	Walnut	Ave.	OPEN
	Westside Coffee Company	"000237	849	Almar	Ave.	OPEN
	Wharf/ Andys End of the Wharf	"000300	71	Municipal Wharf		OPEN
	Wharf/Carniglias	"000238		Municipal Wharf		OPEN
	Wharf/Dolphin Restaurant	"000239		Municipal Wharf		OPEN
	Wharf/Gilberts Seafood Grill	"000240	460	Municipal Wharf		OPEN
	Wharf/Gildas Family Restaurant	"000241	494	Municipal Wharf		OPEN
	Wharf/Marinis Munchies	"000242		Municipal Wharf		OPEN
	Wharf/Miramar	"000243		Municipal Wharf		OPEN
	Wharf/Olitas Cantina & Grill	"000384	650	Municipal Wharf		OPEN
	Wharf/Riva Fish House	"000245		Municipal Wharf		OPEN
	Wharf/Seacloud Restaurant	"000246	650	Municipal Wharf		CLOSE
	Wharf/Stagnaro Bros. Seafood	"000247		Municipal Wharf		OPEN
	Whole Foods Market	"000438	911	Soquel	Ave.	OPEN
	Wired Wash Café	"000356	135	Laurel	St.	CLOSE
	Woodstock's Pizza	"000421	710	Front	St.	OPEN
	Yan Flower	"000414	617	Pacific	Ave.	OPEN
	Yogurt Delite	"000244	1306	Mission	St.	OPEN
	Zacharys Restaurant	"000248	819	Pacific	Ave.	OPEN
	Zoccolis Delicatessen	"000250	1534	Pacific	Ave.	OPEN

SIG CATEGORICAL

Persys Engineering	CAT004	815	Swift	St.	OPEN
--------------------	--------	-----	-------	-----	------

Complete Business Listing by Class

CLASS	IU Name	IU Number	Business Address			STATUS
SIGNIFICANT INDUSTRIAL USER						
	City of Santa Cruz Water Treatment	SIU002	715	Graham Hill	Rd.	OPEN
SIGNIFICANT NON CATEGORICAL						
	City of Santa Cruz, Class III Landfill	NC0004	605	Dimeo	Ln.	OPEN
	Harmony Foods	SIU001	2200	Delaware	Ave.	OPEN
	UCSC - 2300 Delaware (former TI b	NC0007	2300	Delaware	Ave.	OPEN
	University of California Santa Cruz	NC0005	1156	High	St.	OPEN
TEMPORARY PERMIT						
	City of Santa Cruz Water	NC008	809	Center	St.	CLOSE
WASTE HAULER						
	49er Rooter and Drain Service	S0709				
			774	Delta Way		OPEN
	A-1 Septic Service	S0710	10	Flora	Ln.	OPEN
	Allard's Septic Service	S0702	12968	HWY 9		OPEN
	Ameriguard Maintenance Services	S0601	4681	E. Vine Avenue		OPEN
	Art Edsberg Drilling & Sanitation	S0705	613	Lakeview	Rd.	CLOSE
	California Department of Parks and	S0811	303	Big Trees Park	Rd.	OPEN
	Coastal Septic	S0704	5460	McKinley Way		OPEN
	D & G Sanitation	S0706	116	Grove	St.	OPEN
	Greenline Liquid Waste Hauler	S0703	1128-A	Madison	Ln.	OPEN
	Jeff Hill & Sons Excavation	S0711	485	Marion	Ave.	OPEN
	J-J Septic	S0708	80	Airport	Blvd.	OPEN
	Mr Pumper Septic and Drain	S0812	676	West	Dr.	OPEN
	Pete's Outflow Technicians	S0707	3146	Valencia	Rd.	OPEN
	The Honey Bucket Man	S0810	6116	HWY 9		OPEN
	Tom's Septic Construction	S0602	13570	Blackie	Rd.	OPEN

SECTION V. 2009 FOURTH QUARTERLY STATUS REPORT

2009 FOURTH QUARTERLY STATUS REPORT

The following section includes significant program activities completed during the fourth quarter of 2009, including the compliance table and narrative summary of industrial users in violation of applicable pretreatment standards in the fourth quarter of 2009.

During the fourth quarter of 2009, program management and staff updated the Enforcement Response Plan (ERP) as a result of the Pretreatment Compliance Inspection concluded with Tetra-Tech earlier in the quarter. The updated ERP is not included within the annual report for brevity and economy of paper, however it is posted on the City's website at <http://www.ci.santa-cruz.ca.us/pw/environmental/pdf/SCERP.pdf>

The remainder of this section includes the narrative and table summary for the lone industrial user found to be in violation of the pretreatment program during the fourth quarter.

City of Santa Cruz
PRETREATMENT PROGRAM
Fourth Quarter 2009, Summary Attachment

AQUARIUS BOAT WORKS (ABW) – ABW's self-monitoring was done three days past their permit's timeline for the semi-annual monitoring event. The owner/manager indicated that problems with a new employee hired to run their pretreatment system affected their ability to do monitoring which resulted in late self-monitoring. He confirmed that he is aware of the time-frame and will monitor appropriately during the correct monitoring period January – June in 2010.

BAY PHOTO – Bay Photo paid a \$1,500 fine, and submitted a written report explaining the cause of a silver discharge violation reported during the third quarter of 2009. Subsequent silver monitoring showed compliance and Bay Photo has met the City's deadlines and requirements. Negotiations are under way for installing a sampling manhole for the discharger and to review the appropriate species of silver to test from the effluent of Bay Photo.

FOLKS CAFÉ – is a vehicle service facility and is not a permitted industry. The City inspects vehicle service facilities annually for compliance with our storm water and sewer use ordinances. During a routine inspection on December 16, 2009, violations of the City's Storm Water Ordinance and hazardous waste storage regulations were observed. These were repeat violations and the owner had previously been issued Notices of Violation (NOV), written and verbal warnings. Because of this repeated lack of compliance, on January 8, 2010, Folks Café was issued an NOV, required to submit plans to properly store hazardous materials and submit a fine for the amount of \$500 by February 8, 2010.

HARMONY FOODS – violated the local limit for Total Suspended Solids three times out of sixteen sampling events for Total Suspended Solids during the fourth quarter. A Written Warning and a Notice of Violation have been issued consistent with the Enforcement Response Plan (ERP). Harmony increased sampling frequencies for TSS and hired a consultant to study what factors could be contributing to these intermittent violations and for making recommendations to the pretreatment processes for resolution of the issue. This study produced inconclusive results for isolating the causation and Harmony has requested variance from the Local Limit of 1,000 mg/L TSS. The request is being evaluated within the Local Limits revision exercise, as well as a review of the Industrial User's permit.

CITY OF SANTA CRUZ
QUARTERLY STATUS REPORT, Fourth Quarter, 2009

INDUSTRIAL USER NAME & ADDRESS	COMPLIANCE STATUS	PREVIOUS QUARTERS NOT IN COMPLIANCE	PARAMETER	REPORTED LEVEL (mg/l)	LIMIT VIOLATE D (mg/l)	FLOW	CORRECTIVE/ ENFORCEMENT ACTIONS
Aquarius Boat Works 495 Lake Avenue	B,2	0	See attachment	NA		A	See Summary Attachment
Bay Photo 2161 Delaware Avenue	A,3	0	See attachment	NA		A	See Summary Attachment
Folks Café 1823 Soquel Ave.	N/A	N/A	See attachment	NA		A	See Summary Attachment

Comment Section

Additional Comments
should be footnoted
and addressed on an
attached sheet.

Flow Key

A. 0-10,000 gpd
B. 10,000-30,000 gpd
C. 30,000-50,000 gpd
D. 50,000-100,000 gpd
E. >100,000 gpd

Non-Compliance Status Key

A. Consistently Achieving Compliance
B. Inconsistently Achieving Compliance
C. Significantly violated applicable
pretreatment requirements as defined
by 40 CFR 403.8 (f)(2)(vii).
D. On a compliance schedule.
E. Not achieving compliance and not on a compliance schedule.
F. Unknown.

Compliance Determination

1) POTW Sampling
2) IU Self-Monitoring
3) Combination-1 & 2
4) Other (explain)

SECTION VI. SUMMARY OF COMPLIANCE AND ENFORCEMENT ACTIVITIES

SUMMARY OF COMPLIANCE AND ENFORCEMENT ACTIVITIES

The following pages contain a summary of the compliance and enforcement activities relating to the permitted industrial users within the purview of the City of Santa Cruz Pretreatment Program during the calendar year 2009. The section also includes a table of enforcement activities of all permitted dischargers during 2009, in Santa Cruz.

ALMAR CLEANERS – was in compliance throughout 2009.

AQUARIUS BOAT WORKS –was in compliance throughout 2009. However, as stated in the fourth quarterly report, their second semi-annual self-monitoring was done three days past the monitoring time-frame.

BAY PHOTO – has been inconsistently achieving compliance throughout 2009. During the second quarter, Bay Photo had a silver discharge violation of 75ppm. A Notice a Violation (NOV) was issued requiring them to submit a \$1,500 fine, a written report explaining the cause of the violation and actions taken to prevent future violations, and to install a sampling manhole. Subsequent silver monitoring has shown compliance and Bay Photo has met the City's deadlines and requirements. Bay Photo's permit limit for silver is being evaluated for appropriate species (dissolved or total) and for compositing samples rather than grab samples. Bay Photo's permit will be renewed with these considerations in place by the second quarter of 2010.

BARITEAU'S CLEANERS – was in compliance throughout 2009.

BEACH CITY GAS STATION – was in compliance throughout 2009.

CLASSIC CLEANERS – failed to sample and report within the required monitoring timeframe during the third quarter of 2009. A written warning was issued requiring the sampling to be performed and the data with report to be submitted within 30 days of the due date. Classic Cleaners have since returned to compliance.

FINS COFFEE (BEACH CITY GAS STATION), (treated groundwater discharger) – was in compliance throughout 2009.

HARMONY FOODS – inconsistently achieved compliance for total suspended solids (TSS) throughout 2009. Monitoring exercises by the City and by Harmony Foods found 4 out of 20 samples taken from wastewater were in excess of the TSS limit (1,000 mg/L). A verbal and written warning was issued to Harmony Foods in response to these violations in 2009. Harmony Foods requested an opportunity to

work with some consultants on process engineering in an effort to improve compliance. The IU was given 60 days during the first quarter of 2009 to complete additional sampling research while testing the efficacy of polymers being introduced to the existing pre-treatment system. Harmony has reported that those efforts did not improve their ability to consistently meet the discharge limit of 1,000 mg/L. Therefore they are working with the City to revise the TSS load specified within their permit.

Harmony's violations of the local limits for total suspended solids were sporadic, and in spite of their improved process engineering efforts, the IU may not be able to meet the stringent discharge limit of 1,000 mg/L. Since the violations are not considered severe and have not caused operational issues at the Wastewater Treatment Facility, the request for a different TSS limit is being assessed along with similar ones from other dischargers within the context of the Local Limit revision exercise at the facility.

PERSYS ENGINEERING – was in compliance throughout 2009.

SANTA CRUZ BIOTECHNOLOGY – was in compliance throughout 2009.

SANTA CRUZ CLASS III LANDFILL – was in compliance throughout 2009.

SANTA CRUZ COUNTY FLEET SERVICES/RRM – (treated groundwater discharger) – was in compliance throughout 2009.

SANTA CRUZ WATER PLANT (Graham Hill Rd) – was in compliance throughout 2009.

SANTA CRUZ WATER DEPARTMENT - Pilot Desalination Plant – failed to sample weekly for TSS as required by the permit. A written warning was issued requiring a return to weekly sampling. All sampling performed by the discharger and the City have been in compliance. The Pilot Desalination plant has since concluded its run, and all equipment was removed from the site as of April 16, 2009.

UNIVERSITY OF CALIFORNIA AT SANTA CRUZ (UCSC) – was in compliance throughout 2009.

VALERO (SOQUEL AVE.) – The groundwater pump and treat remediation system was dismantled and removed on April 27 and 28, 2009 as approved by the Regional Water Quality Control Board. A previously approved iSOC or in-situ oxygen diffusion groundwater treatment remediation system was installed on June 16, 2009.


Therefore, Valero will no longer be discharging to the City's sanitary sewer system and their wastewater discharge permit will expire on January 10, 2011.

PART VI. 2009 PERMITTED USER INSPECTION/MONITORING SUMMARY

<u>Industry</u>	<u>Quarter</u>	<u>P.O.T.W. Monitoring</u>	<u>Self Monitoring</u>	<u>Inspections</u>	<u>Compliance Status</u>	<u>Summary Activities</u>
Aquarius Boat Works	1	0	0	0	A,3	See attachment
	2	1	1	0	A,3	“
	3	0	0	0	A,3	“
	4	1	1	2	A,3	“
Bariteau's Dry Cleaning	1	0	1	0	A,2	See Attachment
	3	0	1	0	A,2	“
	4	1	0	1	A,1	“
Bay Photo	1	0	0	0	A,3	“
	2	0	0	0	C,3	“
	3	0	1	0	B,3	“
	4	1	1	1	A,3	“
Classic Cleaners	2	0	1	0	A,2	“
	4	1	1	1	A,3	“
Fins Coffee-Beach City Gas Station	3	1	3	1	A,3	“
	4	0	3	0	A,2	“
Harmony Foods	1	0	5	0	B,2	“
	2	0	7	0	A,2	“
	3	0	7	0	A,2	“
	4	1	8	1	B,3	“
Persys Engineering	1	0	1	0	A,2	“
	2	0	0	0	A,2	“
	4	1	1	1	A,3	“
Santa Cruz Biotechnology	2	0	1	0	A,2	“
	4	1	1	1	A,3	“
SC County Fleet Services/RRM	3	0	3	0	A,2	“
	4	1	3	1	A,3	“
Santa Cruz Class III Landfill	2	1	0	0	A,1	“
	3	1	0	1	A,1	“
	4	0	0	0	A,1	“

Santa Cruz Water Plant (Graham Hill)	1	0	12	1	A,2	“
	2	0	13	0	A,2	“
	3	0	13	1	A,2	“
	4	0	13	0	A,2	“
Santa Cruz Water Department - Pilot Desalination Plant Project	1	0	1	1	A,2	“
	2	0	0	0	A,4	“
	3	0	0	0	A,4	“
	4	0	0	0	A,4	“
Sav-On-Gas	1	0	3	0	A,2	“
	2	0	3	0	A,2	“
	3	0	3	0	A,2	“
	4	1	3	1	A,3	“
University of California at Santa Cruz	1	0	1	0	A,2	“
	2	0	1	1	A,2	“
	3	0	1	0	A,3	“
	4	1	1	1	A,2	“
Valero, former Beacon Station Soquel Avenue	1	0	3	0	A,2	“
	2	1	1	1	A,3	“
	3	0	0	0	A,4	“
	4	0	0	0	A,4	“

Comment Section	Flow Key	Non-Compliance Status Key	Compliance Determination
Additional comments should be footnoted and addressed on an attached sheet.	A. 0-10,000 gpd B. 10,000-30,000 gpd C. 30,000-50,000 gpd D. 50,000-100,000 gpd E. >100,000 gpd	A. Consistently Achieving Compliance B. Inconsistently Achieving Compliance C. Significantly violated applicable pretreatment requirements as defined by 40 CFR 403.8 (f)(2)(vii). D. On a compliance schedule. E. Not achieving compliance and not on a compliance schedule. F. Unknown.	1) POTW Sampling 2) IU Self-Monitoring 3) Combination-1 & 2 4) Other (explain)



SECTION VII. PRETREATMENT PROGRAM CHANGES

PRETREATMENT PROGRAM CHANGES

The Pretreatment program at the City of Santa Cruz has included responsibilities for storm water monitoring and inspections since 2003, and since 2007, the program has utilized the integrated high volume water sampling technologies of SPMD (Semi Permeable Membrane Devices) to calculate potential effluent loads and pass through of trace organics in the effluent.

Additionally, in October 2007, the City initiated the safe and responsible disposal of unwanted pharmaceuticals as a free program to the community and to prevent their common discharge into the sewer system, which is an ineffective mechanism of keeping them out of the ocean and surface waters. Otherwise, there are few program changes to report for 2009.

Three of the significant program developments in 2009 are as follows:

1. **MAHLs and Local Limits:** The City engaged the services of Kennedy-Jenks Associates to guide the data reduction and communication efforts with the Water board (Region III), in finalizing the Local Limits revision exercise at the City in 2009. The final product is expected to be rolled out through a public process in the second quarter of 2010.
2. **Compounds of Emerging Concern:** The Pretreatment program analyzed the data from simultaneous deployment of an integrative sampling technology into monitoring for trace and toxicologically significant compounds at the end of the dry weather season in 2009. The analyses indicate that the compounds do not currently pose challenges for violations and/or pass-through at the facility. And
3. **Program Organization and Staffing:** The Pretreatment program finally filled the vacancy for a third Environmental Compliance Inspector position in August 2009. This allowed the implementation of a geographic grid of responsibility within City limits for staff Inspectors, and consequently this should translate to more proactive inspections, patrols, and more effective intervention.

SECTION VIII. PRETREATMENT PROGRAM BUDGET SUMMARY

VIII. PRETREATMENT PROGRAM BUDGET SUMMARY

The Pretreatment Program Budget for the fiscal year 2009/2010 includes:

Salaries and Benefits	\$305,639
------------------------------	------------------

Supplies and Services (approximately)	\$63,450
--	-----------------

Capital Outlay	\$20,000
-----------------------	-----------------

Total	\$389,089
--------------	------------------

Current equipment includes:

1. 3 composite samplers
2. 3 trucks (shells, racks, sliding beds, crane/hoist)
3. 3 digital cameras
4. 1 digital camcorder
5. 3 portable pH meters
6. 3 portable Redox/Conductivity meters
7. 1 Delta-Tox mobile toxicity analyzer
8. 2 Laptop computers (One outreach laptop)
9. 3 desktop workstations
10. 2 portable multi gas detectors
11. 1 HP Laser printer
12. Office furniture
13. Tool boxes
14. 1 pretreatment software package
15. 1 portable (continuous) pH meter
16. 1 portable flow meter
17. 1 conductivity meter
18. 2 portable peristaltic pumps
19. 1 refrigerator
20. 3 cell phones
21. 1. Hydrolab[®] multi-sonde
22. 2 one million candle power flashlights
23. And miscellaneous tools and equipment.

SECTION IX. PUBLIC PARTICIPATION

PUBLIC PARTICIPATION

The following section consists of a few highlights of the public outreach and public participation events of the Pretreatment program staff and management in the year 2009, and a planned public participation event for 2010; as follows:

1. Planned Public Participation Event:

During the early summer weeks of 2010, it is anticipated that there will be a public roll out and review of the revised Local Limits for the City of Santa Cruz. This event will be captured on the Community Cable Television service as part of the ongoing relationship with the Pretreatment program.

2. The annual publication of significant violators for 2008, as required by 40 CFR403.8(f) (2) (vii), was accomplished in January 2009. One Industrial user violated the pretreatment program elements to the status of SNC for 2008. An image of the local newspaper page containing the publication is attached herewith, and a copy of the proof of publication for the SNC will be included within the next communication to the Water Board.
3. Program staff and management participated in activities marking **Pollution Prevention Week** in September 14-21 2009. Program activities highlighted the success of the citywide efforts to remove unwanted pharmaceuticals from the wastewater treatment system. The City also introduced a program to enable charity car washes to divert car wash waste waters from storm drains into nearby sewer connections during the event at the Inn at the Pasatiempo.
4. The WAVE award (Western States Award for Visual Arts Excellence) was awarded to the Santa Cruz Community Cable TV for the program to prevent the continued disposal of unwanted medications and pharmaceuticals through the area's wastewater treatment works. The program was developed from a script approved and funded by the Environmental Compliance program in 2007.
5. Program staff and management participated in **World Water Monitoring Day** in October 2009. Activities included ordering and distribution of posters created for the California Department of Toxic Substances for the event.
6. Environmental Compliance program staff and management participated at the annual **Public Works Safety Day** in May 2009. The program events focused on sustainable practices in the watershed and community.

The remainder of this section contains a jpg image of the newspaper page containing the SNC publication for Santa Cruz in 2008, as published in the Santa Cruz Sentinel on January 25, 2009.

Vehicles Wanted

HOSPICE CARING PROJECT
Donate your
Vehicle, Boat, RV
FULL
IRS TAX
DEDUCTION
831-241-1102

SENTINEL CLASSIFIEDS
(831) 426-8000

Public Notices

**NEED TO PUBLISH
A FICTITIOUS
BUSINESS NAME
STATEMENT?**
PLEASE CALL
JACKIE
AT 831-426-2415
FOR INFORMATION
OR FAX YOUR
STATEMENT TO
831-426-1154

Public Notices

**FICTITIOUS BUSINESS
NAME STATEMENT**
FBN No.: 2008-0002282
Fictitious Business
Name:
MEMORIES OF YOU
PHOTOGRAPHY
Business Address:
6361 Ashley Street
Felton, CA 95018-9420
County of Santa Cruz
Began Transacting
Business: 6/01/2008
Statement Expires
On: 12/22/2013
Business is Conduct-
ed By:
Husband and Wife
Registrant's Address:
GIACOMI, JANA A
6361 Ashley Street
Felton, CA 95018-9420
GIACOMI, JR
ROBERT W
6361 Ashley Street
Felton, CA 95018-9420
/s/ Robert W.
Giacomi, Jr.
This statement was
filed in the office of
Gail L. Pellerin,
County Clerk of
Santa Cruz County,
California, on:
December 22, 2008
1/18/25, 2/4, 11
3052856

CITY OF SANTA CRUZ NOTICE OF SIGNIFICANT NON-COMPLIANCE WITH PRETREATMENT REQUIREMENTS



In accordance with Federal Pretreatment Regulations, and in compliance with the public participation requirements of 40 CFR part 25, the City of Santa Cruz is required to publish an annual list of industrial users which, at any time during the previous twelve months, were in significant non-compliance with applicable pretreatment requirements.

Therefore a complete and thorough review of our records was undertaken in fulfillment of this Federal Pretreatment Regulation. Based upon that review, and as defined in 40 CFR 403.8 (f) (2) (vii) (A) through (H), there were no industrial users found to be in significant non-compliance during the time-frame from January 1, 2008 through December 31, 2008.

FOR QUESTIONS REGARDING
THIS NOTICE OR OTHER
ENVIRONMENTAL
COMPLIANCE ISSUES,
PLEASE CONTACT THE CITY
PRETREATMENT PROGRAM
MANAGER AT 420-6045.

Public Notices

SANTA CRUZ COUNTY SANITATION DISTRICT
NOTICE TO CONTRACTORS

Sealed proposals shall be delivered to the District Engineer, Room 410, Governmental Center, 701 Ocean Street, Santa Cruz, California no later than 2:00 p.m., February 11, 2009 and at 2:15 p.m. or soon after, they will be publicly opened and read in the Santa Cruz County Public Works Conference Room, for construction on Polo Drive in accordance with the specifications therefor, to which special reference is made, as follows:

POLO DRIVE SEWER REPLACEMENT PROJECT

Plans, specifications, and proposal forms for bidding this project can only be obtained at the office of the District Engineer, Room 410, 701 Ocean Street, Santa Cruz, California. No deposit is required. The successful bidder shall furnish a payment bond and a performance bond. The Contractor shall possess a Class A license at the time that this contract is awarded. The Santa Cruz County Sanitation District hereby notifies all bidders that it will affirmatively insure that in any contract entered into pursuant to this advertisement, minority business enterprises will be afforded full opportunity to submit bids and will not be discriminated against on the grounds of race, color, or national origin in consideration for an award.

Pursuant to Section 1773 of the California Labor Code, the general rate of wages in the District has been determined by the Director of the Department of Industrial Relations, and such prevailing rate of wages is listed in the state of California, Business and Transportation Agency, Department of Transportation publication entitled General Prevailing Wage Rates, current edition, and may be accessed online at:

<http://www.dir.ca.gov>

SANTA CRUZ COUNTY
SANITATION DISTRICT

Date: 1/22/09

1/25, 2/1

Thomas L. Bölich
District Engineer
3056804



City of Santa Cruz
Housing and Community Development Program

NOTICE OF 30-DAY REVIEW AND PUBLIC HEARING
FOR A 2008-2009 ACTION PLAN AMENDMENT

The Housing and Community Development (HCD) Program is an annual federal grants program from the U.S. Department of Housing and Urban Development, receiving Community Development Block Grant (CDBG) and the HOME Investment Partnerships Program (HOME) funding. Funds must be used to carry out activities which achieve national objectives, including benefiting low- and moderate-income persons.

The City is proposing to amend the 2008-2009 Annual Action Plan as follows:

- Reallocate HOME funds to the Mission Gardens Rehabilitation Project to fund various development and property acquisition costs for 8 to 11 affordable housing units.

The City follows a Citizen Participation Plan which allows citizens to comment on spending proposals and have access to the decision making process. Following a 30-day public comment period, the City Council will hold a Public Hearing for the draft Action Plan amendment on Tuesday, February 24, 2009 in the City Council Chambers at City Hall, 809 Center Street, after the hour of 3:00 PM. A written copy of the amendment may be reviewed at the City of Santa Cruz Economic Development Office at 337 Locust Street. Written comments concerning the amendment may be submitted to the HCD Manager at the above address until Tuesday, February 24, 2009 at 3:00 PM.

The City of Santa Cruz does not discriminate against persons with disabilities. The Council Chambers is an accessible facility. If you wish to attend the public meeting listed above and you will require special assistance or devices in order to attend and participate at the meeting, please call the Office of the City Clerk at 420-5030 at least three days in advance to make arrangements for assistance. The City of Santa Cruz TDD (Telecommunications Devices for the Deaf) number is 420-5259 or call the Cal-Relay system number: 1-800-735-2922.
1/25 3057199

Your trusted source
for new & used
cars in santa cruz
county...



SantaCruz
AUTOFINDER.com

SECTION X. CHANGES IN SLUDGE DISPOSAL

CHANGES IN SLUDGE DISPOSAL

There were no major changes to the City's sludge treatment and/or disposal program activities in 2009.

The remainder of the information in this section includes data and graphs provided to illustrate the biosolids quality and loading at the facility through the reporting period of 2009, as well as the quantity of grease and septage wastes received from licensed liquid waste handlers at the facility in 2009.

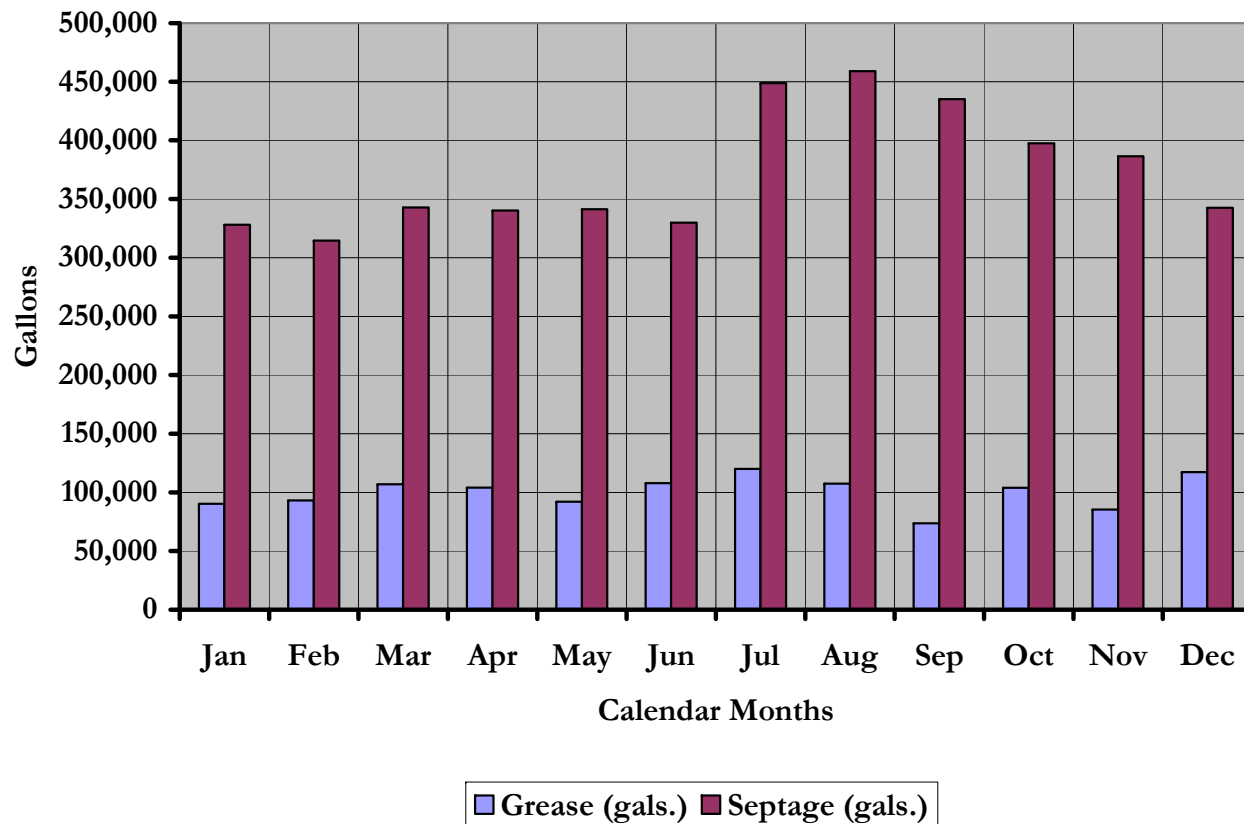
City of Santa Cruz Sludge Production and Disposal Data 2009

2009 MONTHS	Sludge Quantity	Sludge Reuse
	Tons	Tons
January	680.4	680.4
February	706.2	706.2
March	782.1	782.1
April	642.7	642.7
May	676.4	676.4
June	851.0	851.0
July	764.3	764.3
August	797.0	797.0
September	820.3	820.3
October	838.5	838.5
November	720.3	720.3
December	827.2	827.2
Monthly Average	758.9	758.9
Monthly Minimum	642.7	642.7
Monthly Maximum	851.0	851.0
ANNUAL TOTAL	9,106.3	9,106.3

2009 Liquid Septage/Grease Waste Totals

Annual Grease Total: 1,201,574 Gals.

Annual Septage Total: 4,466,317 Gals.



Month	Grease (gallons)	Septage (gallons)
January	90,330	328,007
February	93,102	314,559
March	106,900	342,775
April	103,908	340,196
May	92,072	341,243
June	107,853	329,888
July	120,007	448,796
August	107,436	459,031
September	73,580	435,237
October	103,797	397,558
November	85,320	386,467
December	117,269	342,560
Totals	1,201,574	4,466,317

END PAGE FOR WWTF 2009 PRETREATMENT PROGRAM ANNUAL REPORT.

**CITY OF SANTA CRUZ WASTEWATER TREATMENT
PLANT
PRETREATMENT PROGRAM**



**2008
ANNUAL REPORT**

PRETREATMENT ANNUAL REPORT

PCS Data Entry Form

PPS1

POTW Name: City of Santa Cruz Wastewater Treatment Plant

NPDES Permit #: CA0048194

Period Covered By This Report:

1-1-08
(PSSD)
Start Date

12-31-08
(PSED)
End Date

Number of Significant Industrial Users in SNC With
Pretreatment Compliance Schedule:

0

0 (SSNC)

Number of Notices of Violation and Administrative
Orders Issued Against Significant Industrial Users:

0

0 (FENF)

Number of Civil and Criminal Judicial Actions Against
Significant Industrial Users:

0

0 (JUDI)

Number of Significant Industrial Users with Significant
Violations Published:

0

0 (SVPU)

Number of Industrial Users From Which Penalties Have
Been Collected:

0

0 (IUPN)

CONTENTS

SECTION I	ANALYSIS OF POLLUTANTS IDENTIFIED IN SECTION 307(A) OF THE CLEAN WATER ACT, POLLUTANTS CONTRIBUTING TO PASS-THROUGH
SECTION II	UPSET, INTERFERENCE, AND PASS-THROUGH
SECTION III	BASELINE MONITORING REPORTS
SECTION IV	LIST OF INDUSTRIAL USERS
SECTION V	2008 FOURTH QUARTERLY STATUS REPORT
SECTION VI	SUMMARY OF COMPLIANCE AND ENFORCEMENT ACTIVITIES
SECTION VII	PRETREATMENT PROGRAM CHANGES
SECTION VIII	PRETREATMENT PROGRAM BUDGET SUMMARY
SECTION IX	PUBLIC PARTICIPATION
SECTION X	CHANGES IN SLUDGE DISPOSAL

**SECTION I. ANALYSIS OF POLLUTANTS IDENTIFIED IN SECTION 307(A) OF THE
CLEAN WATER ACT, POLLUTANTS CONTRIBUTING TO PASS-THROUGH**


ANALYSIS OF POLLUTANTS IDENTIFIED IN SECTION 307(A) OF THE CLEAN WATER ACT, POLLUTANTS CONTRIBUTING TO PASS-THROUGH

This section of the report contains data summaries, graphs and narratives to provide analyses of pollutants identified in Section 307(a) of the Clean Water Act (CWA) for samples of POTW influent, effluent and dewatered sludge that might have contributed to pass-through in 2008.

The pretreatment program and the laboratory have used integrative sampling technologies to evaluate the fate of trace organic compounds through the wastewater treatment facility since the approval of those technologies by the Water Board in 2005. In order to provide data on trace constituents that might fall into this category, the Regional Water Quality Control Board approved the use of integrative high volume water samplers in the influent and effluent of the City of Santa Cruz wastewater treatment facility in its Board Order no R3-2005-0003 in May 2005. This novel process, originally developed by the United States Geological Survey (USGS) utilizes the fugacity of trace organic compounds in water to sequester the compounds into a semi-permeable membrane, at standard temperatures over a longer period of typically 30 days. The membrane is processed under license and a patent agreement granted by USGS to Environmental Sampling Technologies, Inc. (EST), St. Joseph, MO. Thereafter the ampoules of chemical extracts are analyzed with approved EPA analytical methods. Many compounds are then amenable to analysis and subsequent development of effective source control measures. The near-simultaneous implementation of this integrative sampling method at the influent and effluent stations of the facility allows the pretreatment program to assess pass-through to the effluent of the facility. Data from the processes have been analyzed for evidence of pass-through for compounds that have become amenable to analyses. The data are presented subsequently in this section, and they indicate that although many of the previously detectable compounds were not measurable in the influent and effluent in 2008, the decline in the concentration and variety of trace organic compounds detectable at the influent and effluent of the wastewater treatment facility during 2008, continues to be better than the data compiled for 2007. Finally, there was no violation of the MRP No 00-044 during the period covered by this report.

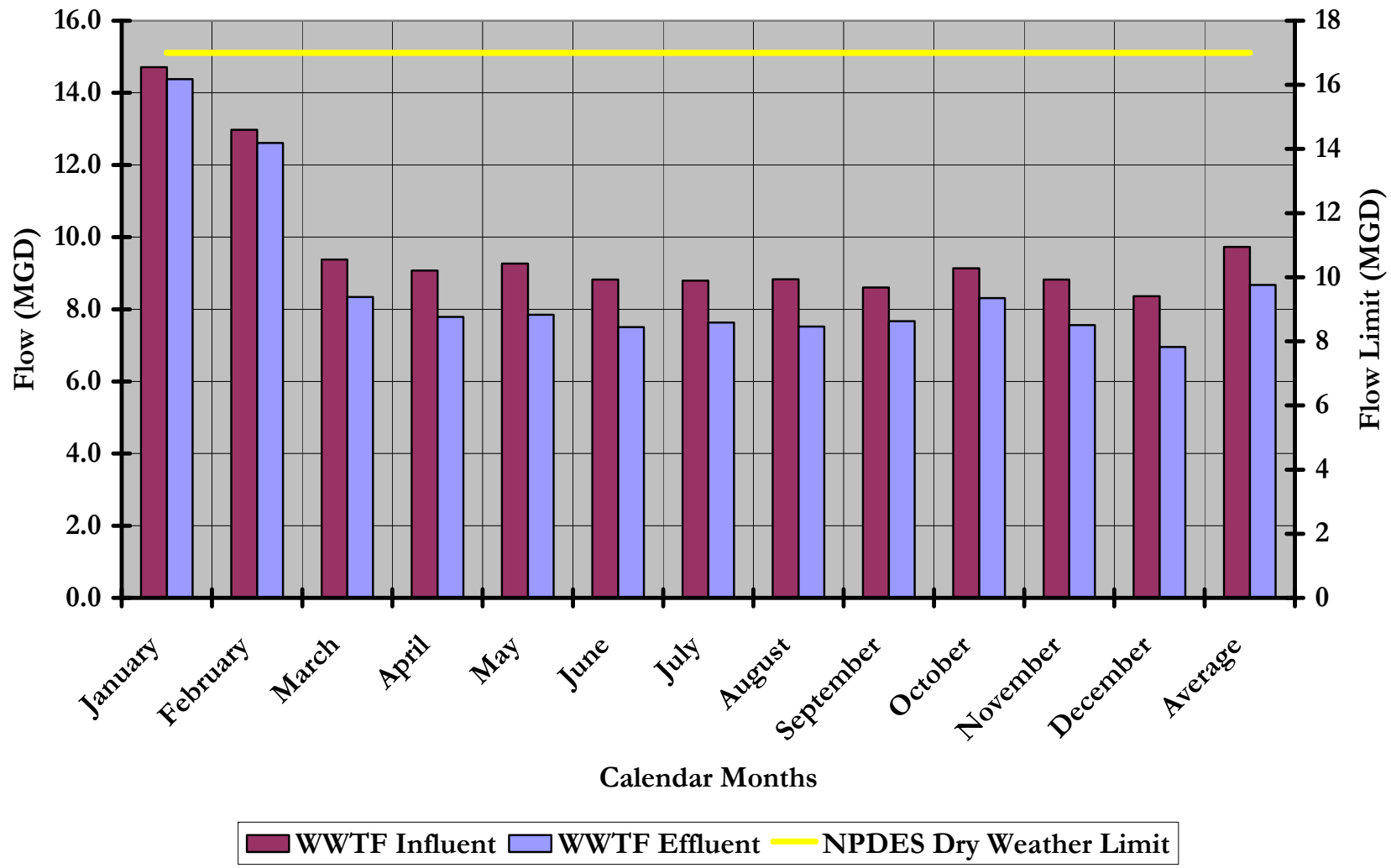
The monitoring data indicate that compliance with the Waste Discharge Requirements (WDR) and Monitoring Requirement Program (MRP) has been good, and no problems are anticipated for 2009.

The remainder of this section of the report includes data summaries and graphs of select data including those from the sampling methods including the new integrative method. Additionally, all data referenced in this section are included in the Discharger Self-Monitoring Program, MRP No 00-044.



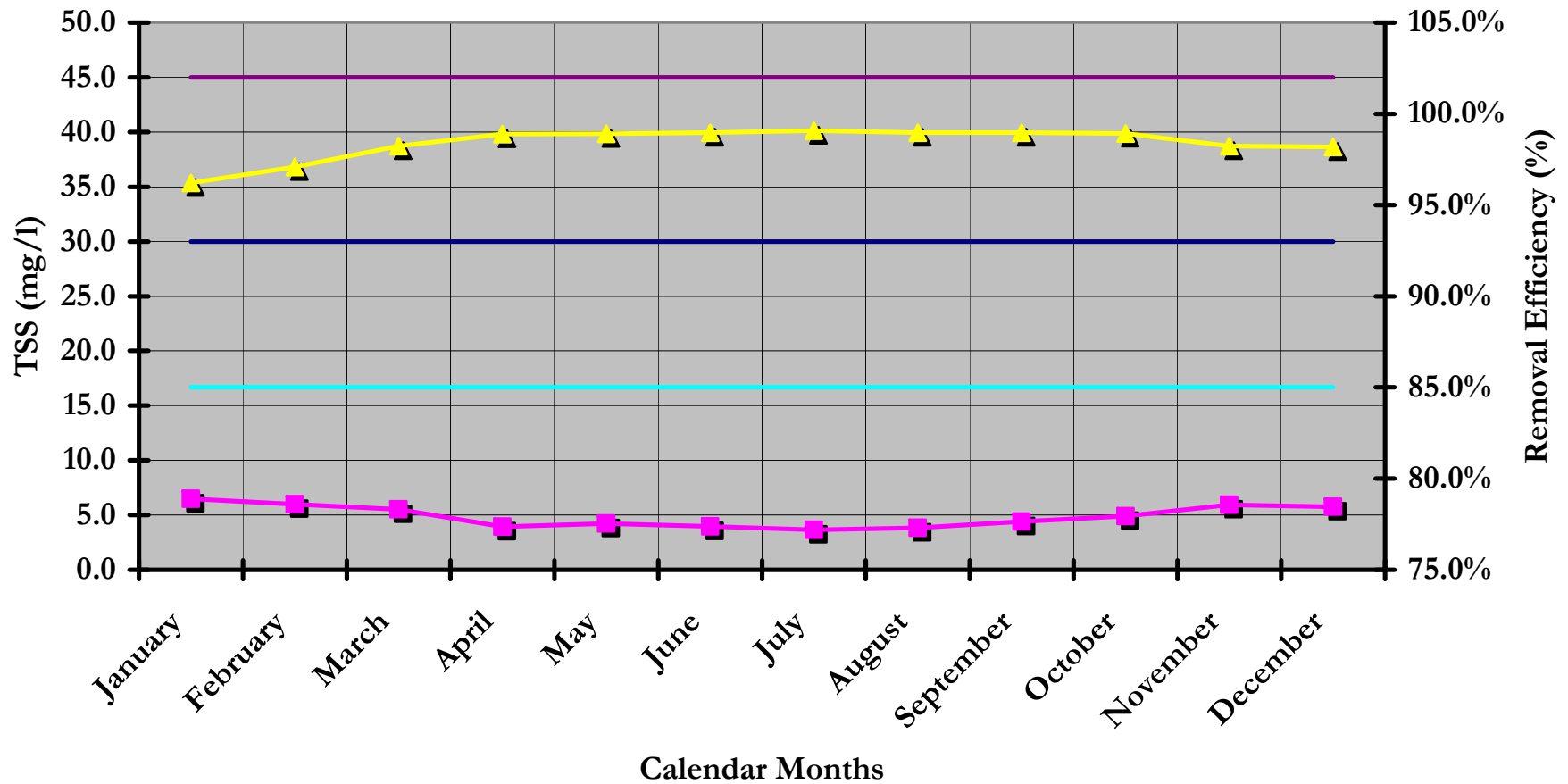
Calendar Months	Influent Flow	Influent Instantaneous Maximum Flow	City Influent Flow	County Influent Flow	Effluent Flow	Effluent Instantaneous Maximum Flow
	MGD	MG	MG	MG	MGD	MG
January	14.7	29.4	8.7	6.0	14.4	29.5
February	13.0	25.2	7.7	5.3	12.6	25.3
March	9.4	22.8	5.0	4.3	8.3	16.9
April	9.1	23.7	4.8	4.3	7.8	17.1
May	9.3	22.3	5.1	4.2	7.8	17.3
June	8.8	20.9	4.5	4.3	7.5	16.3
July	8.8	20.7	4.4	4.4	7.6	15.0
August	8.8	19.7	4.5	4.3	7.5	13.8
September	8.6	19.2	4.4	4.2	7.7	14.0
October	9.1	20.6	5.0	4.2	8.3	16.7
November	8.8	21.2	4.6	4.3	7.6	17.3
December	8.4	22.1	4.1	4.3	7.0	16.6
Average	9.7	22.3	5.2	4.5	8.7	18.0
Maximum	14.7	29.4	8.7	6.0	14.4	29.5

WWTF Flow Report - 2008



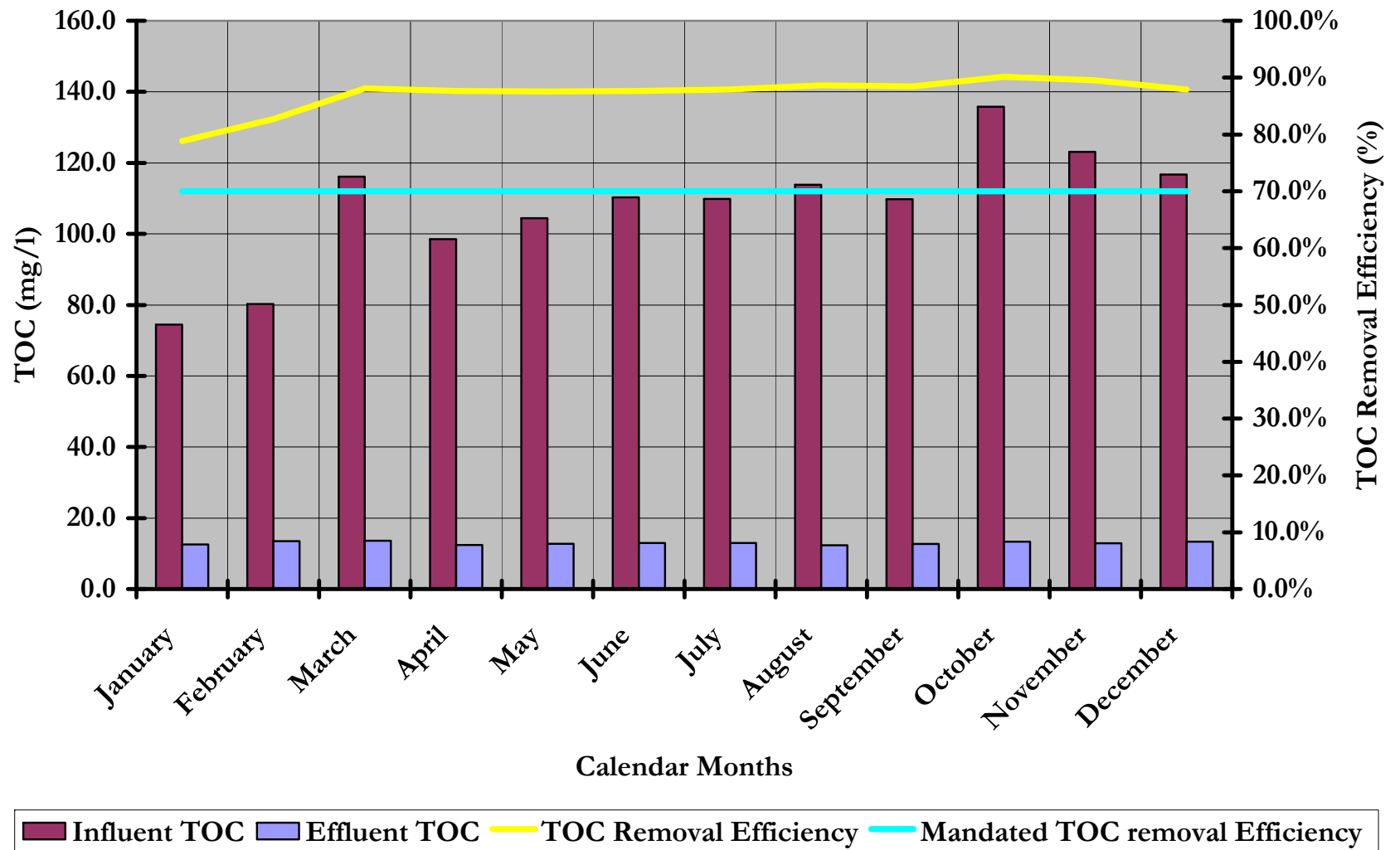
Monthly Averages	Influent TSS	Effluent TSS	TSS Removal
	mg/l	mg/l	%
January	210.6	6.5	96.2%
February	268.0	6.0	97.1%
March	323.3	5.5	98.2%
April	377.9	3.9	98.9%
May	391.4	4.2	98.9%
June	395.5	4.0	99.0%
July	400.6	3.6	99.1%
August	368.6	3.8	99.0%
September	425.5	4.4	99.0%
October	450.1	4.9	98.9%
November	335.3	5.9	98.2%
December	316.4	5.8	98.2%
Average	355.3	4.9	98.4%
Minimum	210.6	3.6	96.2%
Maximum	450.1	6.5	99.1%

Total Suspended Solids (TSS) Report - 2008

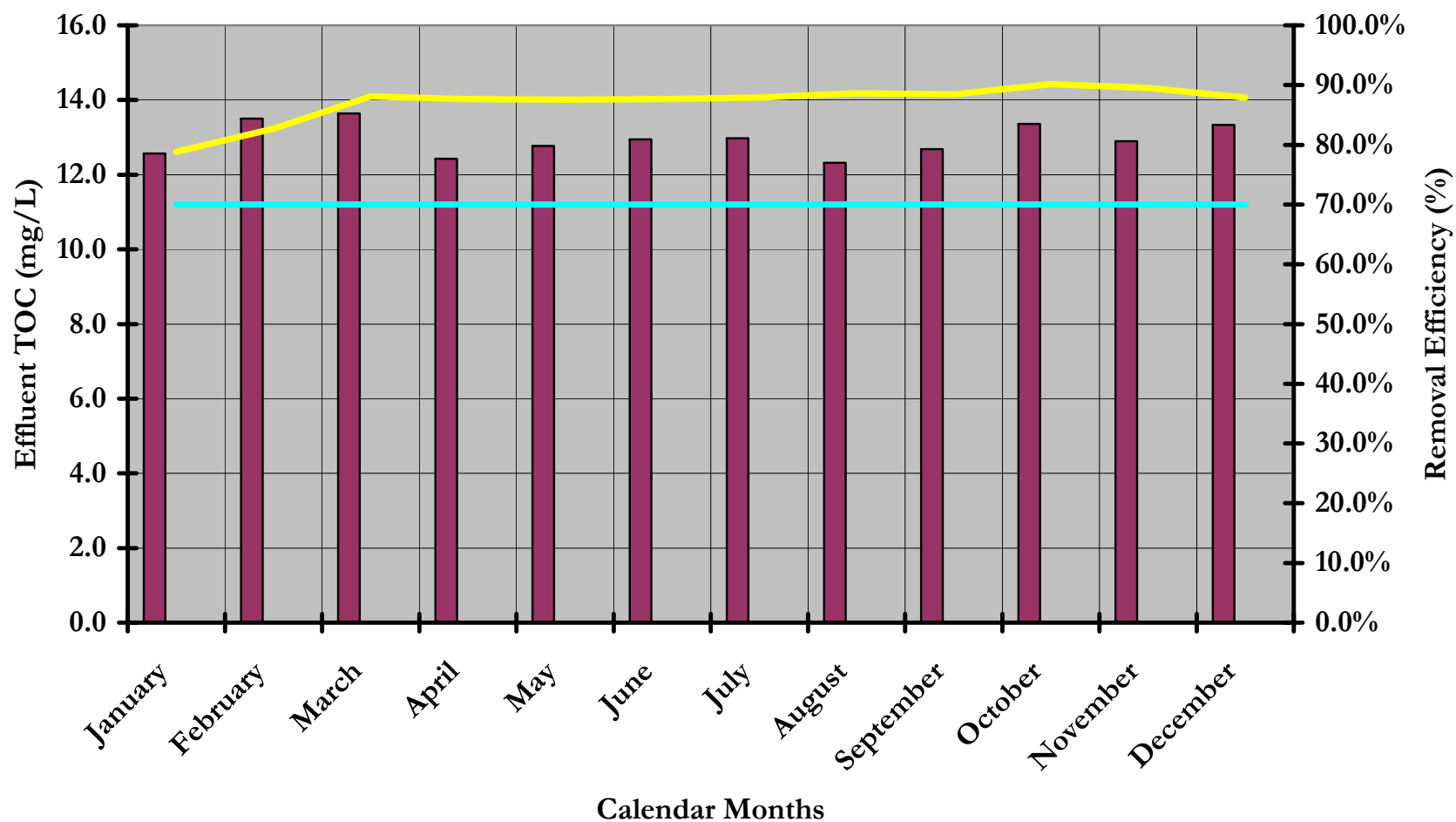


Monthly Averages	Influent TOC	Effluent TOC	WWTF TOC Removal
	mg/l	mg/l	%
January	74.5	12.6	78.8%
February	80.3	13.5	82.7%
March	116.1	13.6	88.1%
April	98.5	12.4	87.6%
May	104.4	12.8	87.6%
June	110.3	12.9	87.6%
July	109.9	13.0	87.9%
August	113.9	12.3	88.7%
September	109.8	12.7	88.4%
October	135.8	13.4	90.2%
November	123.1	12.9	89.5%
December	116.7	13.3	87.9%
Average	107.8	13.0	87.1%
Minimum	74.5	12.3	78.8%
Maximum	135.8	13.6	90.2%

WWTF Total Organic Carbon Load - 2008



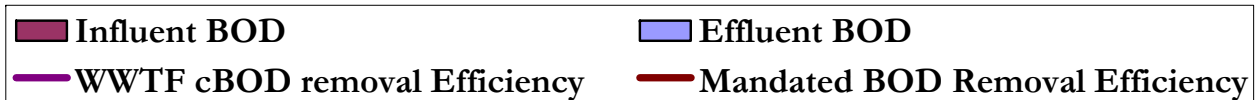
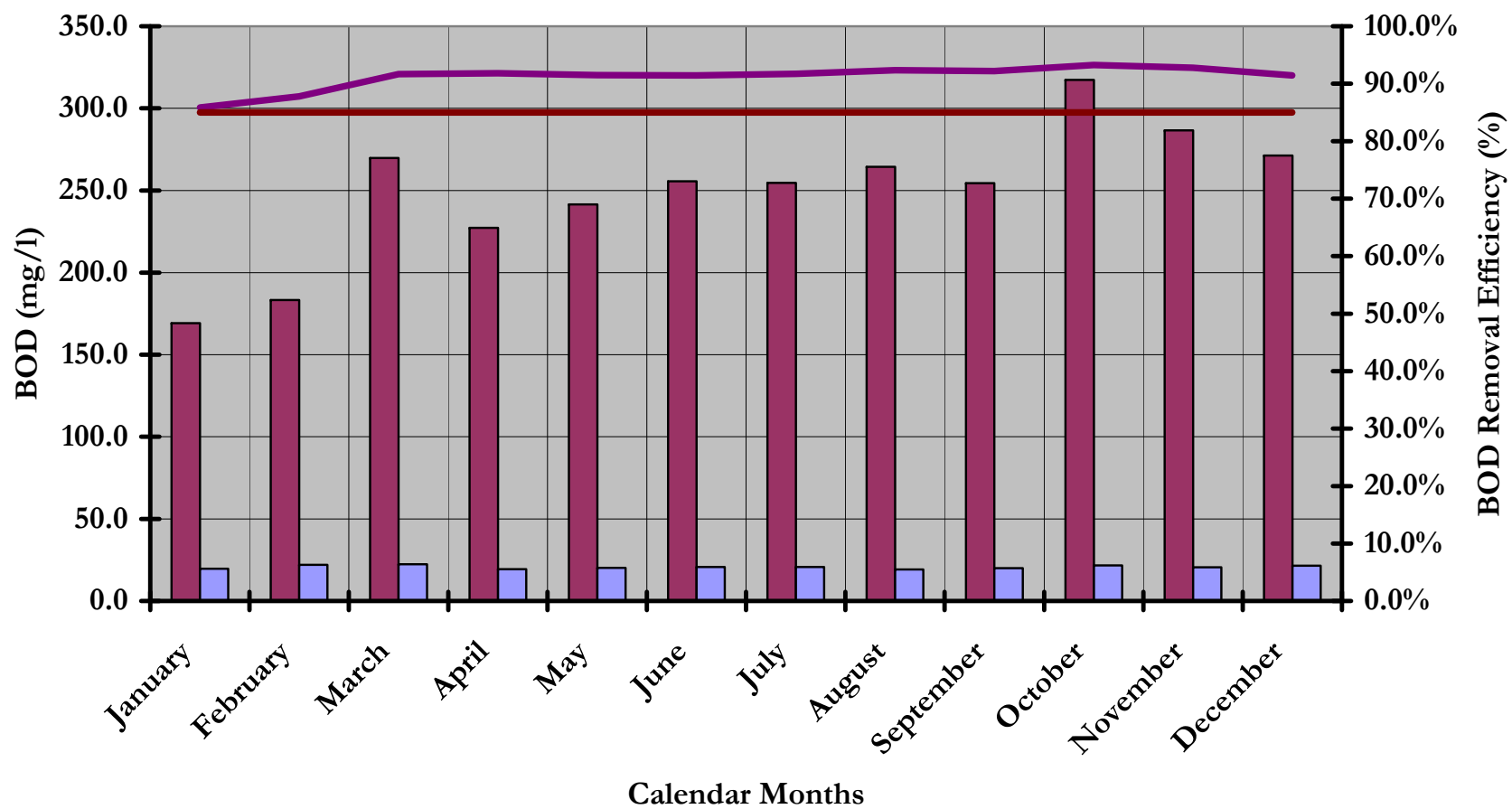
WWTF Total Organic Carbon (TOC) Removal Efficiency 2008



■ Effluent TOC — WWTF TOC Removal Percentage — NPDES Monthly Removal Average Limit (%)

Monthly Averages	Influent BOD (Calculated)	Effluent BOD (Calculated)	Calculated BOD% Removal
	mg/l	mg/l	%
January	169.2	19.7	85.9%
February	183.3	22.0	87.8%
March	269.8	22.3	91.7%
April	227.3	19.4	91.8%
May	241.5	20.2	91.5%
June	255.6	20.7	91.4%
July	254.7	20.7	91.7%
August	264.3	19.1	92.4%
September	254.4	20.0	92.2%
October	317.4	21.7	93.3%
November	286.6	20.5	92.8%
December	271.3	21.6	91.4%
Average	249.6	20.7	91.2%
Minimum	169.2	19.1	85.9%
Maximum	317.4	22.3	93.3%

Biochemical Oxygen Demand (BOD) report - 2008



Calendar Months	Influent pH	Influent pH	Influent Settle-able Solids	Effluent Settle-able Solids	Influent Oil and Grease Monthly	Effluent Oil and Grease Monthly
	SI	SI	ml/l	ml/l	mg/l	mg/l
January	7.2	7.0	10.2	<0.05	26.0	<5
February	7.2	7.0	10.8	<0.05	28.9	<5
March	7.3	7.1	14.4	<0.05	46.2	<5
April	7.4	7.2	19.0	<0.05	26.6	<5
May	7.3	7.2	16.9	<0.05	44.7	<5
June	7.3	7.1	18.3	<0.05	34.4	<5
July	7.3	7.1	14.8	<0.05	38.3	<5
August	7.3	7.1	18.5	<0.05	46.3	<5
September	7.3	7.1	17.8	<0.1	40.0	<5
October	7.3	7.1	19.0	0.07	35.3	<5
November	7.4	7.0	18.9	0.06	43.5	<5
December	7.4	7.0	14.9	<0.05	44.0	<5
Average	7.3	7.1	16.1	<0.06	37.9	<5
Minimum	7.2	7.0	10.2	<0.05	26.0	<5
Maximum	7.4	7.2	19.0	0.07	46.3	<5

Calendar Months	Sludge Quantity	Sludge Reuse	Sludge Disposed	Effluent Nitrate (Monthly)	Effluent Silicate (Monthly)	Effluent Acute Toxicity (Quarterly)	Effluent Chronic Toxicity (Quarterly)
	Tons	Tons	mg/l	mg/l	mg/l	TUa	TUc
January	34.6	34.6	0.0	4.4	28.0		
February	36.2	36.2	0.0	1.1	33.0		
March	35.0	35.0	0.0	5.2	33.0	1.3	2.0
April	37.1	37.1	0.0	5.5	33.0		
May	38.6	38.6	0.0	0.3	32.0	3.0	16.0
June	43.3	43.3	0.0	1.2	35.0		
July	40.5	40.5	0.0	1.7	37.0		
August	39.7	39.7	0.0	5.0	35.0		
September	39.0	39.0	0.0	11.0	35.0	1.3	4.0
October	43.6	43.6	0.0	1.0	36.0		
November	38.9	38.9	0.0	4.8	0.2		
December	37.8	37.8	0.0	8.6	33.0	1.4	8.0
Average	38.7	38.7	0.0	4.1	30.9	1.8	7.5
Minimum	34.6	34.6	0.0	0.3	0.2	1.3	2.0
Maximum	43.6	43.6	0.0	11.0	37.0	3.0	16.0

Trace Organics and Pesticides - 2008			
	Net Influent	Net Effluent	Percent Removal
	ng/mL (ppb in soln)	ng/mL (ppb in soln)	%
Aldrin	ND	ND	
Chlordane, cis	4.61	8.89	
Chlordane, trans	4.2	10.4	
Chlorpyrifos	14.4	64.1	
Dacthal	ND	ND	
DDD, o,p'	0.587	0.243	59%
DDD, p,p'	0.629	0.551	12%
DDE, o,p'	ND	0.168	
DDE, p,p'	3.05	1.15	62%
DDMU, p,p'	ND	ND	
DDT, o,p'	ND	ND	
DDT, p,p'	0.913	1.575	
Diazinon	ND	ND	
Dieldrin	5.44	5.36	1%
Endosulfan I	ND	ND	
Endosulfan II	ND	ND	
Endosulfan sulfate	ND	ND	
Endrin	ND	ND	
HCH, alpha	0.295	ND	

HCH, beta	ND	ND	
HCH, gamma	ND	ND	
Heptachlor	0.473	1.196	
Heptachlor epoxide	ND	1.1	
Hexachlorobenzene	0.84	0.58	31%
Methoxychlor	1.52	6.9	
Mirex	ND	ND	
Nonachlor, cis	ND	1.49	
nonachlor, trans	2.63	7.57	
Oxadiazon	ND	ND	
Oxychlorthane	ND	2.13	
Parathion, ethyl	ND	ND	
Parathion, methyl	ND	ND	
Tedion	ND	ND	
PBDE 17	1.26	5.58	
PBDE 28	4.00	15.43	
PBDE 47	118.48	134	
PBDE 66	1.904	2.24	
PBDE 85	2.132	0.44	79%
PBDE 99	63.52	22.2	65%
PBDE 100	11.42	3.7	68%

Metals/Inorganics	Influent	Effluent	Removal Efficiency (%)
Aluminum (ug/L)	2,700	<50	>98% (estimate)
Antimony (ug/L)	1.1	<0.5	>60% (estimate)
Arsenic (ug/L)	2.6	1.6	38%
Beryllium (ug/L)	ND	ND	
Boron (ug/L)	310	310	0.0%
Cadmium (ug/L)	<10	<10	
Chromium (ug/L)	40	32	20%
Copper (ug/L)	55	<10	84% (estimate)
Iron (ug/L)	1,030	132	87%
Lead (ug/L)	36	30	17%
Mercury (ug/L)	0.048	0.016	67%
Molybdenum (ug/L)	3.0	3.8	
Nickel (ug/L)	<20	2.7	
Potassium (ug/L)	21,000	28,000	
Selenium (ug/L)	1.2	<0.5	>59% (estimate)
Silver (ug/L)	<4	<4	
Thallium (ug/L)	ND	ND	
Vanadium (ug/L)	2.5	1.2	52%
Zinc (ug/L)	173	30	83%
Total Phosphorus (mg/L)	6.1	2.6	57%
Kjeldahl Nitrogen (TKN) (mg/L)	43	22	49%
Nitrate (mg/L)	<1.0	5.0	
Phenol (mg/L)	0.021	<0.001	>99 (estimate)
Silicates (mg/L)	40	35	21.3

SECTION II. UPSET, INTERFERENCE, AND PASS-THROUGH

UPSET, INTERFERENCE, AND PASS-THROUGH

The pretreatment program had two broad review exercises where Plant and Program records were evaluated for upsets, interferences and pass-through in 2008. These included the preparatory exercises for the pretreatment compliance inspection (PCI), and the annual report development.

There was no incident of pass-through, interference or upset documented throughout the calendar year 2008. (Please refer to data and report summary in Section I. Analyses of Pollutants Identified in Section 307(a) of the Clean Water Act, Pollutants contributing to Pass-Through.).

In addition to the review exercises, the pretreatment program was able to evaluate the influent and effluent loads of trace organic compounds through the plant and into the discharge area. This was done through the implementation of the integrative sampling devices during the wet and dry seasons, and the review of parallel information developed by CCLEAN through its 30-day flow based composite sampling and analyses.

As a result of the implementation of the integrative sampling processes, it has been possible to evaluate the probable impacts of the pretreatment program to reduce the needless discharge of pharmaceuticals into the treatment plant, which was initiated in October 2007. In 2008, levels of trace organic compounds detectable in the influent and effluent were below laboratory detection limits for the first time since the implementation of the integrative sampling technologies. has been made in evaluating trace organic compounds for pass-through in 2008.

The City is continuing to evaluate professional laboratories with expanded capabilities to develop a clearer evaluation of the compounds in the State's modifications to the Ocean Plan during 2009.

In conclusion, the data indicate that compliance with the WDR and MRP requirements has been good, and no problems are anticipated for 2009.

SECTION III. BASELINE MONITORING REPORTS

BASELINE MONITORING REPORTS

Industry Baseline Monitoring Reports (BMR) have been reviewed in order to reflect any changes undertaken by permitted industries during the course of 2008.

Changes in status include:

- One **IU, City of Santa Cruz Water Department** – was reissued a temporary wastewater discharge permit for discharging wastewater from its pilot desalination plant. The discharge to sewer has met the limits and conditions of the permit. The IU has continued to update the pretreatment program on a quarterly basis.
- One IU, **Fin's Coffee (former Beach City Gas Station)** – was issued a wastewater discharge permit for discharging treated water from a groundwater remediation system.
- One IU, **Santa Cruz County Fleet Services** – was issued a wastewater discharge permit for discharging treated water from a groundwater remediation system.
- One IU, **Sav-On-Gas** – was issued a wastewater discharge permit for discharging treated water from a groundwater remediation system.

Permits were reissued for the following Industrial Users in 2008:

- **Bariteau's Dry Cleaners**
- **Persys Engineering**
- **Santa Cruz Biotechnology**
- **University of California Santa Cruz**

The following is the current version of the City's Baseline Monitoring Report Form as made available to the public through the City's website at:

<http://www.ci.santa-cruz.ca.us/pw/environmental/pdf/baselinerreport.pdf>

CITY OF SANTA CRUZ PRETREATMENT PROGRAM
INSTRUCTIONS FOR BASELINE MONITORING REPORT

Following are instructions for filling out the "Information Requirements for Baseline Monitoring Report" form:

1. Briefly describe the nature of business or service performed at this facility. This description should include all manufacturing processes, including those not related to the categorical industry (use additional sheets if necessary).
2. Give the production rate of this facility (usually given as an annual average production or monthly average).
3. Provide the appropriate Standard Industrial Classification (SIC) code for this facility.
4. Self-explanatory.
5. Provide average and maximum waste flows from all regulated process streams. If process waste streams are combined either with other process waste streams or non-process (sanitary, cooling water, etc.) waste streams, these individual flow rates should be given.
6. Each industrial user will sample, analyze and report on all regulated pollutants specific to each process (refer to appropriate subcategory in regulations for specific pollutants). An attachment should be provided indicating the types of samples (i.e., grab, composite, flow proportioned) the frequency and number of samples; time, date, and locations of the sampling events; and certification that the method of analysis meets the regulatory requirements. The facility must ascertain whether it can meet the 30-day average, calculated average, daily maximum or calculated maximum limit.
All pretreatment standards are process related and a facility must comply with the standard at the end of each regulated process. However, EPA recognizes that many facilities combine their wastewater process lines, cooling water, and sanitary wastes prior to treatment or discharge to municipal sewers. Hence, a facility can sample at a combined point, but will need to adjust the categorical limit by employing the *Combined wastestream formula* which is contained in Section 403.6(e) of the General Pretreatment Regulations (Federal Register January 28, 1981). If this is the case with your facility, you must employ the formula and provide all additional data used for calculations. For further explanation, please refer to 40 CFR 403.6(e).
7. If answer was yes, skip Question 8, and go to Question 9.
8. An explanation is needed describing how the facility intends to meet Categorical Standards. If additional pretreatment and/or operations and maintenance are required, then an attachment must be provided describing the proposed system and a schedule of dates for commencement and completion of events leading to the construction and operation of the system.
9. Any other environmental control permits (i.e., NPDES, hazardous material, etc.) held by this facility must be listed.

INFORMATION REQUIREMENTS FOR BASELINE MONITORING REPORT

Facility Name _____

Owner/Operator _____

Address _____

1) Briefly describe the products produced and manufacturing process used in your operation

_____.

2) Production Rate: _____

3) SIC Code: _____

4) Facility Diagram: Attach a copy of your facility flow schematic diagram of all regulated process, including points of discharge to the sanitary sewer system.

5) Wastewater Flow Measurement:

Regulated Process (Type)	Daily Average (gal/day)	Daily Maximum (gal/day) or	Estimated (E) Measured (M)
-----------------------------	----------------------------	-------------------------------	-------------------------------

_____	_____	_____	_____
_____	_____	_____	_____

Non-Regulated Process (Type)	Daily Average (gal/day)	Daily Maximum (gal/day) or	Estimated (E) Measured (M)
---------------------------------	----------------------------	-------------------------------	-------------------------------

_____	_____	_____	_____
_____	_____	_____	_____
_____	_____	_____	_____

6) Measurement of Pollutants: Attach the most recent results from the sampling and analysis during normal working hours of all regulated process streams including the following information:

a. Sample Type (i.e., flow proportional, composite, grab)

b. Frequency of Samples

c. Time, date, and location of sampling event

d. Method of analysis

e. Comparison of results with applicable pretreatment standards

f. If alternate limits (i.e., combined wastestream formula) are calculated, include the limit and all supporting data

SECTION IV. LIST OF INDUSTRIAL USERS

LIST OF INDUSTRIAL USERS

The following section includes lists of Industrial Users within the reach and purview of the Pretreatment program in 2008.

The list of permitted industrial users includes a breakdown of categorical industrial users, significant industrial users, dry cleaners, and treated groundwater dischargers. The “Complete Business Listing by Class” includes all users subject to inspection and is organized by type of business.

Complete Business Listing by Class

<u>CLASS</u>	<u>IU Name</u>	<u>IU Number</u>	<u>Business Address</u>			<u>STATUS</u>
AUTO BODY						
	Advanced Collision Centers	AB0001	122	Hubbard	St.	OPEN
	Bordner Auto Body	AB0002	130	Center	St.	OPEN
	Canepa Design	AB0013	1191	Water	St.	CLOSE
	Chuck Fanucci Auto Body	AB0004	211	Mcpherson	St.	OPEN
	Collins Auto Body	AB0003	113	Watson	St.	OPEN
	GMP Speed and Machine	AB0017	2119	Delaware	Ave.	OPEN
	Harrison Auto Body	AB0005	1006	Water	St.	CLOSE
	La Vars Auto Body	AB0014	105	Bronson	St.	OPEN
	Perrigos	AB0006	251	Washington	St.	OPEN
	Rolfs Auto Body	AB0007	1800	Soquel	Ave.	CLOSE
	Santa Cruz Auto Body Inc.	AB0009	324	River	St.	OPEN
	Scotts Body Shop	AB0011	140	Center	St.	OPEN
	T&T Customs	AB0018	2117	Delaware	Ave.	OPEN
	T. & J. Autobody	AB0016	815	Almar	Ave.	CLOSE
	TDKS	AB0012	125	River	St.	CLOSE
	Westons Auto	AB0015	1298	Fair	Ave.	OPEN
AUTO DEALER						
	North Bay Ford Dealership	AD0001	1999	Soquel	Ave.	OPEN
	Pacific Coast Interprises	AD0005	1266	Soquel	Ave.	CLOSE

AUTO DETAIL	Santa Cruz Dodge	AD0006	1616	Soquel	Ave.	OPEN
	Santa Cruz Nissan/Volkswagen	AD0007	1616	Soquel	Ave.	OPEN
	Subaru of Santa Cruz	AD0008	1219	Soquel	Ave.	CLOSE
AUTO ELECTRIC	Santa Cruz Auto Detail Shop	ADT003	1207	Water	St.	OPEN
	Water St. Auto Detail	ADT004	1025	Water	St.	CLOSE
AUTO FORKLIFTS	Auto Electric Specialist	AE0001	397	Coral	St.	CLOSE
	Tims Auto Electric	AE0002	226	Benito	St.	OPEN
AUTO PARTS STORES	K Lift Service Co Inc.	AF0001	1360	Burton	Ave.	CLOSE
	C. Obert and Company	APS001	2131	Delaware	Ave.	CLOSE
AUTO RENTAL	Santa Cruz Auto Parts	AP0001	1919	Soquel	Ave.	OPEN
	Autoworld Sales and Leasing	ART007	725	Soquel	Ave.	OPEN
	Avis Rent a Car	ART008	630	Ocean	St.	OPEN
	Budget Car and Truck Rental	ART006	919 C	Ocean	St.	OPEN
	Enterprise	ART012	919	Ocean	St.	OPEN
	Enterprise Rent A Car	ART003	1303	Ocean	St.	CLOSE
	Hertz Local Edition	ART001	2125	Delaware	Ave.	CLOSE
	Hertz Local Edition	ART009	130	Center	St.	OPEN
	Laidlaw Transportation Services	ART010	117	Fern	St.	OPEN
	Ryder Truck Rental & Thrifty Car Rental	ART005	1010	Water	St.	CLOSE
	The Z Zone	ART011	703	Pacific	Ave.	OPEN
	Thrifty Car Rental	ART004	1303	Ocean	St.	CLOSE

AUTO REPAIR

A-1 Mobile Service	AR0042	743	Sanborn	Pl.	OPEN
AAAA Elite Auto Service	AR0002	110	Stanford	Ave.	CLOSE
Aamco Transmissions	AR0052	1915	Soquel	Ave.	OPEN
Advanced Auto	AR0003	1025	Water	St.	OPEN
Ainsworth Santa Cruz	AR0004	220 "A"	Front	St.	CLOSE
B and E Mobile Repair	AR0005	134	Fernside	St.	CLOSE
Bear Service	AR0006	112	Coral	St.	CLOSE
Big O Tires	AR0050	1025	Water	St.	OPEN
C & C Auto Service	AR0009	318	River	St.	CLOSE
Cashs Automotive Service	AR0010	619	River	St.	OPEN
Central Coast Citroen	AR0011	318	Morrissey	Blvd.	CLOSE
Chandler Auto Repair	AR0012	501	Soquel	Ave.	CLOSE
Chuck Manning Auto Services	AR0038	1000	Water	St.	CLOSE
Clutch House Inc.	AR0013	1203	Water	St.	CLOSE
Comprehensive Mechanics	AR0020	115	Mcpherson	St.	OPEN
Eastman Motors	AR0014	325	Ingalls	St.	CLOSE
Eurotechs	AR0016	211	Cedar	St.	CLOSE
Evolution Automotive Repair	AR0056	815	Almar	Ave.	OPEN
Fidelity Automotive	AR0017	916	Soquel	Ave.	OPEN
Gerry Brown Imported Car Service Inc,	AR0007	318	River	St.	CLOSE
Goodyear Tires & Auto Repair	AR0059	1203	Water	St.	OPEN
Graniterock-Fleet Maintenance Yard	AR0039	129	Coral	St.	OPEN
Hashimoto Toyota Auto Repair	AR0018	226	Benito	Ave.	CLOSE
Hennings Werkstatt Inc.	AR0019	1025	Water	St.	OPEN

AUTO REPAIR

J.V. Tire & Truck Accessories	AR0048	220	Lincoln	St.	CLOSE
Jiffy Lube, Store # 2334	AR0055	1705	Soquel	Ave.	OPEN
Jim Ludy Automotive Maintenance	AR0022	501	Soquel	Ave.	OPEN
Legacy Automotive	AR0021	318	River	St.	OPEN
Marty Mechanic	AR0046	1915	15th	Ave.	OPEN
Maxwell Tire & Alignment	AR0058	1807	Soquel	Ave.	OPEN
Mechanic on Wheels	AR0051	295	Day Valley		CLOSE
Midas Muffler Shop	AR0023	1218	Ocean	St.	OPEN
Mobile German Auto Works	AR0054	1743	Escalona	Dr.	OPEN
Mobile Mechanic H & D	AR0024	222	Columbia	St.	CLOSE
Monterey Bay Automotive	AR0047	318C	River	St.	OPEN
Polar Radiator Service Inc.	AR0025	114	Coral	St.	OPEN
Putney and Perry	AR0027	325	Front	St.	OPEN
Quality Automotive	AR0044	908	Ocean	St.	OPEN
R & V Fields Brakes	AR0028	1000	Water	St.	CLOSE
Rene's Auto Repair	AR0049	501	Soquel	Ave.	OPEN
Reyes Auto Repair	AR0057	217	McPhearson	St.	OPEN
RPM Auto and Truck	AR0036	1025-C	Water	St.	
RPM Auto Repair	AR0037	1025-C	Water	St.	OPEN
Rustys Honda and Mazda Repair	AR0029	318	River	St.	OPEN
Santa Cruz Auto Tech	AR0030	738	Branciforte	Ave.	OPEN
Santa Cruz Automotive	AR0045	124	Benito	St.	OPEN
Santa Cruz Import Truck Service	AR0031	132	Benito	Ave.	OPEN
Santa Cruz Motorsports	AR0008	211	Cedar	St.	OPEN
Stanford Ave. Garage	AR0041	110	Stanford	Ave.	OPEN

The Engine Room	AR0015	125	Front	St.	OPEN
Volks Café	AR0043	1823	Soquel	Ave.	OPEN
Water Star Motors	AR0033	318 A	River	St.	OPEN
Westside Brake and Muffler Repair	AR0034	116	Mc Pherson	St.	CLOSE
Wheel Works	AR0040	220	Front	St.	OPEN
Wilson's Tire & Service	AR0053	1807	Soquel	Ave.	CLOSE
Work Force	AR0035	312	May	Ave.	OPEN

AUTO SALES

AA Low Cost Auto Rental And Sales	AS0001	310	Front	St.	CLOSE
Auto Zone	AS0002	1800	Soquel	Ave.	OPEN
AutoRose	AS0003	1215	Water	St.	CLOSE
Beach Auto Sales/Pacific Avenue Motors	AS0008	512	Pacific	Ave.	OPEN
Beach Front Auto Wholesales	AS0004	1303	Ocean	St.	CLOSE
Car Store Santa Cruz	AS0006	1025	Water	St.	CLOSE
Cheney Used Car Lot, Al	AS0005	1926	Soquel	Ave.	CLOSE
LBCO	AS0007	512	Pacific	Ave.	CLOSE
Premier Auto	AS0009	1025	Water	St.	CLOSE
Surf City Motors	AS0010	1025	Water	St.	OPEN

AUTO TOWING

Lifesaver Towing	AT0002	505	River	St.	OPEN
North County Recovery and Towing Inc.	AT0001	1210	Fair	Ave.	OPEN

AUTO WASH

Bei Scott Car Wash/Mission	AW0001	2321	Mission	St.	OPEN
Bei Scott Car Wash/Water	AW0003	827	Water	St.	OPEN

AUTO- MOTORCYCLE SALES	Whalers Car Wash	AW0002	2001	Soquel	Ave.	OPEN
	Cycle Revolution	AM0001	322	Pacific	Ave.	OPEN
	Santa Cruz Custom Motorcycles	AMS001	2119	Delaware	Ave.	CLOSE
	Santa Cruz Harley Davidson Inc	AM0002	1148	Soquel	Ave.	OPEN
	SC Custom Motorcycles	AM0003	2119	Delaware	Ave.	OPEN
BAKERY	Allbright Donut Shoppe	"000007	1055	Water	St.	OPEN
	Aunt Netties Bakery	"000009	104	Bronson	St.	CLOSE
	Bagelry on Cedar Street	"000011	320	Cedar	St.	OPEN
	Bagelry on Seabright Avenue	"000012	1636	Seabright	Ave.	OPEN
	Beckmans Bakery	"000019	104	Bronson	St.	OPEN
	Beckmans Old World Bakery	"000020	2341	Mission	St.	OPEN
	Black China Bakery	"000024	104	Bronson	St.	OPEN
	Cefieros Donuts	"000050	1222	Mission	St.	CLOSE
	Costco/Bakery Department	"000059	220	Sylvania	Ave.	OPEN
	Emilys Good Things To Eat	"000079	1129	Mission	St.	OPEN
	Ferrells Donut Shop #1	"000086	2227	Mission	St.	OPEN
	Ferrells Donut Shop #2	"000089	1403	Ocean	St.	OPEN
	Gigi's Bakery and Café	"000291	550	River	St.	OPEN
	Hoffmans Bakery	"000324	1100	Pacific	Ave.	OPEN
	Kellys French Bakery	"000349	401	Ingalls	St.	OPEN
	Kellys French Pastries	"000118	1547	Pacific	Ave.	CLOSE
	La Huixtepecana	"000138	1705	Mission	St.	CLOSE
	Noahs New York Bagel	"000148	1411	Pacific	Ave.	OPEN

Pacific Cookie Company	"000255	303	Potrero	St.	OPEN
Pacific Cookie Company	"000162	1203	Pacific	Ave.	OPEN
Rebeccas Mighty Muffins	"000176	514	Front	St.	CLOSE
The Buttery	"000226	702	Soquel	Ave.	OPEN

BOAT REPAIR

Aquarius Boat Works	BR0004	495	Lake	Ave.	OPEN
Daves Outboard	BR0001	105	Bronson	St.	CLOSE
Monterey Bay Marine Engine Co.	BR0002	555	Brommer	St.	OPEN
Pacific Yachts	BR0003	413	Lake	Ave.	CLOSE
Santa Cruz Port District	BW0001	135	Fifth	Ave.	OPEN

CONVALESCENT

Dominican Rehabilitation Services	CON001	610	Frederick	St.	OPEN
ElderDay Adult Health Care	"000077	1410	Ocean	St.	CLOSE
Front Street Residential	"000094	126	Front	St.	OPEN
New Life Center	"000146	707	Fair	St.	OPEN

DRY CLEANER

Almar Cleaners and Shoe Repair I	DC0004	857	Almar	Ave.	OPEN
Bariteaus	DC0005	620	Water	St.	OPEN
Classic Cleaners	DC0003	609	Soquel	Ave.	OPEN
Del Mar Cleaners	DC0002	1307	Soquel	Ave.	OPEN
Mission Dry Cleaner	DC0001	1224	Mission	St.	OPEN
Pacific Dry Cleaners	DC0007	511	Cedar	St.	CLOSE
Vapor Cleaners	DC0006	285	Water	St.	OPEN

ENGINE STEAM CLEAN

FLEET TRANSPORTATION	Isiah's Auto Detailing	ESC001	1025	Water	St.	CLOSE
	ABC Sedans and Limousines	FT0008	P.O Box			CLOSE
	Beckman's Bakery (Fleet)	FT0007	104	Bronson	St.	OPEN
	Goodwill Industries	FT0001	350	Encinal	St.	OPEN
	Graniterock-Concrete Production Yard	FT0002	303	Coral	St.	OPEN
	Las Animas Concrete	FT0003	146	Encinal		OPEN
	Producers Dairy	FT0005	104	Bronson	St.	CLOSE
	U.S. Post Office	FT0009	850	Front	St.	OPEN
	United Parcel Service	FT0006	251	Sylvania	Ave.	OPEN
	Yellow Cab Co.	FT0004	131	Front	St.	CLOSE
FOOD CATER	Aunt Netties-Westside	"000326	2100	Delaware	Ave.	OPEN
	Russos Commercial Kitchen	"000185	216	Fern	St.	OPEN
	Sushi Now	"000330	254	Portrero	Ave.	OPEN
FOOD MARKET	Albertson's Grocery	"000131	911	Soquel	Ave.	CLOSE
	California Market	"000046	1616	Market	St.	CLOSE
	Days Market Liquors & Deli	"000065	526	Seabright	Ave.	OPEN
	Del Mar Theatre	"000323	1124	Pacific	Ave.	CLOSE
	Del Pueblo Market	"000067	2118	Soquel	Ave.	OPEN
	Dos Mini Market	"000069	1822	Soquel	Ave.	CLOSE
	Esperanza Market	"000083	341	Ocean	St.	OPEN
	Irenes Kitchen & Deli	"000107	354	Washington	St.	CLOSE
	La Esperanza Market	"000082	1204	Mission	St.	OPEN
	Linda Vista Market	"000126	2404	Mission	St.	CLOSE

FOOD MARKET

New Leaf Community-Mission St	"000145	2351	Mission	St.	OPEN
New Leaf Community-Pacific Avenue	"000144	1134	Pacific	Ave.	OPEN
Quality Market	"000173	221	Riverside	Ave.	OPEN
Safeway Stores on Mission	"000187	2111	Mission	St.	OPEN
Safeway Stores on Morrissey	"000186	117	Morrissey	Ave.	OPEN
Shoppers Corner/Meat Dept.	"000198	622	Soquel	Ave.	OPEN
Sun Market	"000207	220	Liebrandt	Ave.	OPEN
Zannottos Family Markets	"000249	700	Front	St.	CLOSE

GAS STATION

5th Ave Center Inc.	GAS023	2003	Mission	St.	OPEN
Andys BP/Gas & Shop	GAS002	2003	Mission	St.	CLOSE
Arco, Kwik Serve Gas Station	GAS017	1725	Mission	St.	OPEN
Beach City Gas Station	GAS003	1104	Ocean	St.	CLOSE
Beacon Gas Station #3735	GAS006	1516	Soquel	Ave.	CLOSE
Beacon Station, 1319 Ocean St., #3503 Valero	GAS004	1319	Ocean	St.	CLOSE
Beacon Station, 2202 Mission St., #3734	GAS005	2202	Mission	St.	CLOSE
Betty's Union Service	GAS010	433	Ocean	St.	CLOSE
Bobs Chevron Service	GAS008	805	Ocean	St.	CLOSE
Chevron-Mission Smog Repair	GAS009	823	Mission	St.	OPEN
Gas and Shop	GAS018	2003	Mission	St.	CLOSE
Ocean St Chevron	GAS012	404	Soquel	Ave.	OPEN
Rod & Ros	GAS014	1024	Water	St.	OPEN
Rotten Robbie #35	GAS013	1906	Mission	St.	OPEN
Santa Cruz County Fleet Services	GAS025	691	Ocean	St.	OPEN

GAS STATION	Sav on Gasoline	GAS015	1415	Ocean	St.	OPEN
	Shell Gas Station-Ocean St	GAS011	745	Ocean	St.	CLOSE
	Unocal 76	GAS016	904	Mission	St.	OPEN
	Unocal 76, Santa Cruz Gas	GAS019	805	Ocean	St.	OPEN
	Unocal/Harbor 76	GAS001	1505	Soquel	Ave.	OPEN
	Valero Gas - Ocean Street	GAS024	1319	Ocean	St.	OPEN
	Valero Gas and Shop - Mission Street	GAS022	2202	Mission	St.	OPEN
	Valero Gas and Shop - Mission Street	GAS021	2202	Mission	St.	
	Valero Gas and Shop - Soquel Ave	GAS020	1516	Soquel	Ave.	OPEN
	Valero Gas and Shop former Bobs Beacon Service	GAS007	335	Mission	St.	OPEN

GROUNDWATER

Anderson Pacific Engineering-Laurel Street Bridge	GW0002		Laurel Street Bridge		CLOSE
Beach City Gas Station	GW0016	1104	Ocean	St.	CLOSE
CALTRANS	GW0001		Mission	St.	CLOSE
Conoco Phillips Service Station # 4818	GW0003	1505	Soquel	Ave.	OPEN
Dominican Hospital	GW0006	610	Frederick	St.	OPEN
Dominican Hospital	GW0012	610	Frederick	St.	OPEN
Fins Coffee	GW0018	1104	Ocean	St.	OPEN
Former Beach City Gas Station	GW0017	1104	Beach	St.	CLOSE
Granite Construction Company	GW0008	1280	Shaffer	Rd.	CLOSE
Pacific States Environmental	GW0010	1010	Pacific	Ave.	CLOSE
Pacific States Environmental	GW0015	125	River	St.	CLOSE

HOTEL	Pacific Union Apartments, Inc	GW0013	1010	Pacific	Ave	CLOSE
	Pacific Union Apartments, Inc	GW0011	1010	Pacific	Ave.	CLOSE
	Santa Cruz Industries	GW0004	411	Swift	St.	OPEN
	Sav On Gas	GW0014	1415	Ocean	St.	OPEN
	Ultramar Inc./Beacon Service Station # 735	0002GD	1516	Soquel	Ave.	CLOSE
	Valero California Retail Co.	GW0019	1516	Soquel	Ave.	OPEN
	Vapor Cleaners Ground Water- Weber, Hayes & Associates	GW0005	285	Water	St.	CLOSE
LABORATORY	Best Western All Suites Inn	"000381	500	Ocean	St.	OPEN
	West Coast Santa Cruz Hotel	"000236	175	West Cliff	Dr.	CLOSE
LAUNDRY						
	Santa Cruz Biotechnology	NC0006	2161	Delaware	Ave.	OPEN
MANUFACTURING	Bei Scott Laundry	LY0001	815	Soquel	Ave.	OPEN
	Anadanzia	MF0003	2125	Delaware	Ave.	CLOSE
	Anatometal Inc.	MF0009	411	Ingalls	St.	OPEN
	Bonny Doon Winery	WINE01	328	Ingalls	Ave.	OPEN
	Dallas Electronics	MF0006	2151	Delaware	Ave.	OPEN
	E.V. Moceo	MF0005	1206	Fair	Ave.	CLOSE
	Good Earth Tea's	MF0002	831	Almar	Ave.	OPEN
	Johnson Diversey Equipment	MF0004	2841	Mission	St.	OPEN
	Radiac Abrasives	MF0001	815	Almar	Ave.	CLOSE
	Santa Cruz Mountain Bikes	MF0010	104	Bronson	St.	OPEN
	Shens Gallery	0001MF	2117	Delaware	Ave.	OPEN

Tobeys Rasp Service	MF0007	719	Swift	St.	CLOSE
University Business Park (former Wrigley's Building)	MF0008	2801	Mission	St.	OPEN

MEDICAL LAB

PHOTOFINISHER

Santa Cruz Medical Clinic	Phot05	2025	Soquel	Ave.	OPEN
---------------------------	--------	------	--------	------	------

Bay Photo, Inc.	NC0008	2161	Delaware	Ave.	OPEN
-----------------	--------	------	----------	------	------

Covello and Covello Photography	Phot04	602	Mission	St.	OPEN
------------------------------------	--------	-----	---------	-----	------

Longs Drugs (Front St.)	Phot01	600	Front	St.	OPEN
-------------------------	--------	-----	-------	-----	------

Longs Drugs (Mission St)	Phot02	1700	Mission	St.	OPEN
--------------------------	--------	------	---------	-----	------

Rite Aid #5979	Phot06	901	Soquel	Ave.	OPEN
----------------	--------	-----	--------	------	------

Walgreen Drug Stores	Phot03	1718	Soquel	Ave.	OPEN
----------------------	--------	------	--------	------	------

PRINTER

Santa Cruz County Sentinel	NC0002	207	Church	St.	OPEN
----------------------------	--------	-----	--------	-----	------

Santa Cruz Printery	PRT001	110A	Vernon	St.	CLOSE
---------------------	--------	------	--------	-----	-------

PUBLIC AGENCY

City of Santa Cruz Fleet Services	PA0005	1125	River	St.	OPEN
--------------------------------------	--------	------	-------	-----	------

County of Santa Cruz Fleet Services	PA0004	701	Ocean	St.	OPEN
--	--------	-----	-------	-----	------

Santa Cruz High School	PA0006	415	Walnut	Ave.	OPEN
------------------------	--------	-----	--------	------	------

Santa Cruz Metro Transit District	PA0001	1200	River	St.	OPEN
--------------------------------------	--------	------	-------	-----	------

Santa Cruz Metro Transit District	PA0002	120	Golf Club	Dr.	OPEN
--------------------------------------	--------	-----	-----------	-----	------

Santa Cruz Metro Transit District	PA0003	111	Dubois	St.	OPEN
--------------------------------------	--------	-----	--------	-----	------

RECREATION

VEHICLE REPAIR	RV Service Center of Santa Cruz	RVR001	2525	Mission	St.	OPEN
	RVs of Merritt	RVR002	1605	Soquel	Ave.	CLOSE
RESTAURANT	418 Front Street Café	"000358	418	Front	St.	CLOSE
	A & W Family Restaurant	"000005	902	Ocean	St.	CLOSE
	Acapulco Restaurant	"000001	1116	Pacific	Ave.	OPEN
	Adolfs	"000002	525	Water	St.	CLOSE
	Al Dente	"000003	415	Seabright	Ave.	CLOSE
	Aldos Bakery and Pasta	"000004	841	Almar	Ave.	CLOSE
	Aldo's Bakery and Pasta	"000312	841	Almar	St.	CLOSE
	Aldos Restaurant	"000006	616	Atlantic	Ave.	OPEN
	Almar Grill	"000314	841	Almr	Ave.	CLOSE
	Anchor Deli	"000299	2332	Mission	St.	CLOSE
	Aqua Blu	"000400	1108	Pacific	Ave.	OPEN
	Asian Rose Café Downtown	"000008	1547	Pacific	Ave.	CLOSE
	Asian Rose on Soquel	"000133	1116	Soquel	Ave.	CLOSE
	Bad Ass Coffee	"000415	1207	Pacific	Ave.	OPEN
	Baja Fresh	"000365	1133	Pacific	Ave.	CLOSE
	Bakers Square Restaurant	"000012	1107	Ocean	St.	CLOSE
	Barosa Grill	"000351	515	Cedar	St.	OPEN
	Baskin Robins	"000014	1917	Mission	St.	CLOSE
	Batik Café	"000422	1209	Soquel	Ave.	OPEN
	Batish House	"000015	1310	Mission	St.	OPEN
RESTAURANT	Beach Street Café	"000017	399	Beach	St.	OPEN
	Beans	"000018	901	River	St.	CLOSE
	Beas Koffee Kup	"000016	1209	Soquel	Ave.	CLOSE

RESTAURANT

Benten Restaurant	"000021	1547	Pacific	Ave.	OPEN
Betty's Burgers	"000423	505	Seabright	Ave.	OPEN
Between Two Slices	"000022	2226	Soquel	Ave.	CLOSE
Big Js Pizza	"000023	845	Almar	Ave.	CLOSE
Black China Bakery Café	"000375	1121	Soquel	Ave.	OPEN
Blimpies	"000025	1024	Water	St.	CLOSE
Boardwalk/Barbary Coast	"000026	400	Beach	St.	OPEN
Boardwalk/Barnacle Bills	"000027	400	Beach	St.	OPEN
Boardwalk/Beach Deck	"000028	400	Beach	St.	OPEN
Boardwalk/Burgers	"000029	400	Beach	St.	OPEN
Boardwalk/Coasters Bar-Grill	"000359	400	Beach	St.	OPEN
Boardwalk/Coconut Grove	"000030	400	Beach	St.	OPEN
Boardwalk/Dipper Diner	"000031	400	Beach	St.	OPEN
Boardwalk/Fish & Fry	"000032	400	Beach	St.	OPEN
Boardwalk/Fishermans Galley	"000033	400	Beach	St.	OPEN
Boardwalk/Funnel Cakes	"000034	400	Beach	St.	OPEN
Boardwalk/Gyros	"000035	400	Beach	St.	OPEN
Boardwalk/Handout	"000036	400	Beach	St.	OPEN
Boardwalk/Hodgies	"000037	400	Beach	St.	OPEN
Boardwalk/Hot Dog/Chicken	"000038	400	Beach	St.	OPEN
Boardwalk/Pizza Hut/Taqueria	"000039	400	Beach	St.	OPEN
Boardwalk-Surf City Grill	"000394	400	Beach	St.	OPEN
Boccis Cellar	"000040	140	Encinal	St.	OPEN
Bonny Doon Vineyard Tasting Room	"000429	334	Ingalls	St.	OPEN
Borders Café	"000289	1200	Pacific	Ave.	OPEN
Bread Shop Granola	"000042	400	Beach	St.	CLOSE

RESTAURANT

Bruno's BBQ	"000413	303	Protrero	St.	CLOSE
Buffalo Bill	"000354	107	Leonard	St.	OPEN
Burger King on Mission Street	"000041	2015	Mission	St.	OPEN
Burger King on Soquel Avenue	"000042	1302	Soquel	Ave.	OPEN
Burrito & Oriental Express	"000043	920	Pacific	Ave.	CLOSE
Café Bella Napoli	"000044	502	Water	St.	CLOSE
Café Brazil	"000045	1410	Mission	St.	OPEN
Café El Palomar	"000391	2222	East Cliff	Dr.	OPEN
Cafe La Vie	"000404	429	Front	St.	OPEN
Café Limelight	"000288	1016	Cedar	St.	OPEN
Café Lola	"000340	1520	Mission	St.	CLOSE
Café Mare	"000335	740	Front	St.	OPEN
Callahans	"000047	507	Water	St.	OPEN
Carpos	"000337	2018	Mission	St.	CLOSE
Casa Blanca	"000048	101	Main	St.	OPEN
Catalyst	"000049	1011	Pacific	Ave.	OPEN
Center Street Grill	"000408	1001	Center	St.	OPEN
Cereality Cereal Bar and Café	"000425	1315	Pacific	Ave.	OPEN
Chai Brewers	"000051	306	Protrero	St.	CLOSE
Charlie Hong Kong Noodles	"000193	1141	Soquel	Ave.	OPEN
Chill Out Café	"000325	1222	Soquel	Ave.	OPEN
China One Intl Buffet	"000352	525	Water	St.	CLOSE
China Station	"000052	2301	Mission	St.	CLOSE
China Szechwan Restaurant	"000053	221	Cathcart	St.	OPEN
Chocolate	"000096	1522	Pacific	Ave.	OPEN
Civic Center/Santa Cruz	"000054	307	Church	St.	OPEN

RESTAURANT

Clouds Downtown	"000055	110	Church	St.	OPEN
Club Caution	"000386	516	Front	St.	CLOSE
Coffeetopia	"000290	1723	Mission	St.	OPEN
Coldstone Creamery	"000380	1129	Pacific	Ave.	OPEN
Cooper St Café	"000056	725	Front	St.	CLOSE
Costa Brava on Pacific Avenue	"000058	1222	Pacific	Ave.	OPEN
Costa Brava on Seabright	"000057	505	Seabright	Ave.	CLOSE
Costa Brava River St.	"000338	420	River	St.	OPEN
Costco/Deli Department	"000060	220	Sylvania	Ave.	OPEN
County Cafeteria	"000061	701	Ocean	St.	OPEN
County Jail/Foodservices	"000062	259	Water	St.	OPEN
Crepe Place	"000063	1134	Soquel	Ave.	OPEN
Crow's Nest	"000361	2218	East Cliff	Dr.	OPEN
Cruisers	"000336	429	Front	St.	CLOSE
Cypress Lounge	"000112	120	Union	St.	OPEN
Daffo-Deli Pizza	"000064	125	Beach	St.	CLOSE
De LaVeaga Golf Course/Restaurant	"000066	401	Upper Park	Rd.	OPEN
DeLaveaga Elementary School	"000310	1145	Morrissey	Blvd.	OPEN
Dennys Restaurant	"000068	1515	Ocean	St.	OPEN
Dominican Hospital	"000259	610	Frederick	St.	OPEN
Dominicks Fish & Poultry	"000070	118	Coral	St.	CLOSE
Dominoes Pizza	"000071	2391	Mission	St.	OPEN
Donbo Restaurant	"000405	103	Lincoln		CLOSE
Donnelly Fine Chocolates	"000177	1509	Mission	St.	OPEN
Double Rainbow Café	"000072	1123	Pacific	Ave.	CLOSE
Dream Inn	"000430	175	West Cliff	Dr.	OPEN

RESTAURANT

Drunk Monkeys	"000428	415	Seabright	Ave.	OPEN
E3 Playhouse	"000403	435	Front	St.	CLOSE
El Centro Food Court	"000073	1108	Pacific	Ave.	CLOSE
El Charrito Burrito	"000370	1024	Water	St.	CLOSE
El Paisano Tamales	"000074	609	Beach	St.	OPEN
El Palomar	"000075	1336	Pacific	Ave.	OPEN
El Pollo Loco	"000426	712	Front	St.	OPEN
El Salvadoreno Restaurant	"000076	2106	Mission	St.	CLOSE
Elks Lodge No. 824	"000078	150	Jewell	St.	OPEN
Elm Street Mission	"000322	117	Elm	St.	OPEN
Engfer Pizza Works	"000306	537	Seabright	Ave.	OPEN
Eriks Deli Café	"000081	712	Front	St.	CLOSE
Eriks Deli, Coral Street	"000080	365	Coral	St.	CLOSE
Falafel House	"000085	113	Walnut	St.	OPEN
Falafel Hut	"000087	309	Beach	St.	OPEN
Falafel Of Santa Cruz	"000088	1510	Mission	St.	OPEN
Feel Good Foods, Kitchen	"000388	306	Protrero	St.	OPEN
Foster Freeze East S.C. on Soquel Avenue	"000092	1836	Soquel	Ave.	OPEN
Foster Freeze on Laurel Street	"000091	229	Laurel	St.	OPEN
Freddys Taqueria	"000093	325	Barson	St.	CLOSE
Fresh Prep Kitchens	"000401	504-A	Front	St.	OPEN
Gabriella Café	"000095	910	Cedar	St.	OPEN
Garage Sports Bar	"000321	603	Front	St.	CLOSE
Gelatomania	"000374	110	Cooper	St.	OPEN
Golden City	"000320	1230	Mission	St.	OPEN
Golden West Restaurant	"000098	909	Ocean	St.	CLOSE

RESTAURANT

Greek Orthodox Church	"000373	223	Church	St.	OPEN
Hacienda Taqueria	"000355	303	Beach	St.	OPEN
Harbor High School	"000311	300	La Fonda	Ave.	OPEN
Harvey West Clubhouse	"000099	325	Evergreen	St.	OPEN
Harvey West Clubhouse	"000301	325	Evergreen	St.	CLOSE
Health Services Agency	"000104	1080	Emiline	St.	CLOSE
Herland Café	"000100	904	Center	St.	CLOSE
Hernandez Market	"000345	354	Washington	St.	OPEN
Hindquarter Bar & Grill	"000101	303	Soquel	Ave.	OPEN
Hobees Santa Cruz	"000102	740	Front	St.	CLOSE
Holiday Inn Santa Cruz	"000103	611	Ocean	St.	CLOSE
Homeless Community Resource Center	"000360	115	Coral	St.	OPEN
Hoots Yogurt	"000307	827	Water	St.	CLOSE
House of Bread	"000303	1101	Pacific	Ave.	CLOSE
Ideal Bar & Grill	"000105	106	Beach	St.	OPEN
Il Trullo, Italian Restaurant	"000398	503	Water	St.	CLOSE
Ixtayopan Ice Cream and Coffee	"000368	1224	Soquel	Ave.	CLOSE
Jack In The Box	"000108	640	Ocean	St.	OPEN
Jacks Hamburgers	"000109	202	Lincoln	St.	OPEN
Jalapenos Taqueria on Laurel Street	"000110	206	Laurel	St.	OPEN
Jalapenos Taqueria on Soquel Avenue	"000111	1201	Soquel	Ave.	OPEN
Jamba Juice	"000278	1550	Pacific	Ave.	OPEN
Java Junction	"000113	519	Seabright	Ave.	OPEN
Java Junction River St	"000339	580	River	St.	OPEN

RESTAURANT

Jefferys Restaurant	"000114	2050	Soquel	Ave.	OPEN
Jitlada	"000328	107	Leonard	St.	CLOSE
Joes Pizza & Subs	"000115	841	Branciforte	Ave.	OPEN
Johnny's Harborside	"000389	493	Lake	Ave.	OPEN
Juice Hut	"000116	2381	Mission	St.	CLOSE
Jumpin Juice Java	"000396	1010	Pacific	Ave.	OPEN
Jumping Monkey Cafe	"000395	418	Front	St.	OPEN
K2 Café & Bistro	"000117	104	Bronson	St.	CLOSE
Kelly's French Pastry	"000344	401	Ingals	St.	OPEN
Kentucky Fried Chicken on Branciforte	"000120	841	Branciforte	Ave.	OPEN
Kentucky Fried Chicken on Mission	"000119	1618	Mission	St.	OPEN
Khyber Pass	"000031	810	Pacific	Ave.	OPEN
Kiantis Pizza and Pasta	"000382	1100	Pacific	Ave.	OPEN
King & I Thai Cuisine	"000313	1108	Pacific	Ave.	CLOSE
King Chwan	"000121	415	Ocean	St.	OPEN
Kuumbwa Jazz Center	"000122	320	Cedar	St.	OPEN
L-8 Buffet	"000363	431	Front	St.	OPEN
La Barrenada	"000357	313	Beach	St.	OPEN
La Mission Restaurant	"000123	1719	Mission	St.	OPEN
La Posada	"000124	609	Frederick	St.	OPEN
La Posta	"000416	538	Seabright	Ave.	OPEN
Las Palmas Taco Bar	"000125	55	Front	St.	OPEN
Lava Rock Café	"000372	541	Seabright	Ave.	CLOSE
Lifestyle Culinary Arts	"000420	101	Cooper	St.	CLOSE
Lilian's Italian Kitchen	"000418	1116	Soquel	Ave.	OPEN

RESTAURANT

Lindas Seabreeze Café	"000127	542	Seabright	Ave.	OPEN
Lisa's Bakery and Cafe	"000402	381	Soquel	Ave.	CLOSE
Little Ceasers Pizza	"000366	233	Ocean	St.	OPEN
Little Shanghai Restaurant	"000128	1010	Cedar	St.	OPEN
Los Cabos Restaurant	"000281	313	Beach	St.	CLOSE
Los Laureles	"000294	233	Ocean	St.	CLOSE
Los Pinos	"000129	2019	Pacific	Ave.	OPEN
Louden Nelson Center	"000130	301	Center	St.	OPEN
Lulu Carpenters	"000084	1545	Pacific	Ave.	OPEN
Lulu's at the Octagon	"000419	118	Cooper	St.	OPEN
Mackenzies Kandy Kitchen	"000132	1492	Soquel	Ave.	OPEN
Manilla Turo Turo	"000155	1133	Pacific	Ave.	CLOSE
Marcelos The Restaurant	"000135	1520	Mission	St.	CLOSE
Mariannes Ice Cream	"000136	1220	Ocean	St.	OPEN
Mariannes-Westside Production	"000327	2100	Delaware	#D	OPEN
Marinis Downtown	"000137	1308	Pacific	Ave.	OPEN
Masako Sushi	"000406	1520	Mission	St.	CLOSE
May's Sushi Restaurant	"000417	1800	Soquel	Ave.	OPEN
McDonalds Ocean	"000139	1210	Ocean	St.	OPEN
McDonalds, Mission	"000252	1421	Mission	St.	OPEN
Mei Garden	"000140	533	Ocean	St.	OPEN
Metro-Downtown	"000329	920	Pacific	Ave.	OPEN
Michaels Westside Café	"000141	1421	Mission	St.	CLOSE
Mike's Deli	"000259	1222	Soquel .	Ave.	
Mikes Deli and Café	"000257	1222	Soquel	Ave.	CLOSE
Mission Hill Junior High Kitchen	"000399	425	King	St.	OPEN

RESTAURANT

Mobo Sushi & The Moon	"000142	105	River	St.	OPEN
Mountain Roastings Coffee	"000143	307	Beach	St.	CLOSE
New Wing Wah	"000097	107	Leonard	St.	CLOSE
Ninety Nine Bottles	"000147	110	Walnut	Ave.	OPEN
Old Sashmill Café	"000150	303	Protrero	St.	CLOSE
Omei Sichuan Restaurant	"000149	2316	Mission	St.	OPEN
One Double Oh Seven	"000151	1007	Soquel	Ave.	CLOSE
Oswalds	"000152	1547	Pacific	Ave.	CLOSE
Pacific Avenue Pizza	"000153	1415	Pacific	Ave.	OPEN
Pacific Cultural Center	"000154	1307	Seabright	Ave.	OPEN
Pacific Thai	"000378	1319	Pacific	Ave.	OPEN
Papa Murphys	"000286	1820	Mission	St.	OPEN
Papagayo Mexican Restaurant	"000296	1116	Pacific	Ave.	CLOSE
Parwana	"000346	1209	Soquel	Ave.	CLOSE
Peach Garden	"000013	1733	Seabright	Ave.	OPEN
Pearl Alley Bistro	"000156	110	Walnut	Ave.	CLOSE
Pearl Chinese Restaurant	"000157	538	Seabright	Ave.	CLOSE
Pergolesis	"000158	418	Cedar	St.	OPEN
Petes Coffee & Tea	"000159	1409	Pacific	Ave.	OPEN
Petes Family Restaurant	"000160	2018	Mission	St.	CLOSE
Pizza Amore	"000161	103	Cliff	St.	CLOSE
Pizza Hut	"000163	1820	Mission	St.	CLOSE
Pizza My Heart	"000164	1116	Pacific	Ave.	OPEN
Planet Fresh Burritos	"000165	1003	Cedar	St.	OPEN
Plantronics	"000412	345	Encinal	St.	OPEN
Pleasure Point Pizza	"000342	1917	Mission	St.	CLOSE

RESTAURANT

Poet & Patriot Irish Pub	"000166	320	Cedar	St.	OPEN
Polar Bear Ice Cream	"000167	389	Coral	St.	OPEN
Polar Bear Ice Cream on Soquel Ave.	"000168	1224	Soquel	Ave.	CLOSE
Pontiac Grill	"000169	429	Front	St.	CLOSE
Popas	"000170	2332	Mission	St.	CLOSE
Portuguese Hall	"000171	716	Evergreen	St.	OPEN
Positively Front Street	"000072	44	Front	St.	CLOSE
Quiznos Sub	"000383	1010	Pacific	Ave.	OPEN
R & R Burgers & Grill	"000424	1024	Water	St.	OPEN
Rasoi	"000174	1218	Mission	St.	CLOSE
Real Thai Kitchen	"000175	1632	Seabright	Ave.	OPEN
Red Lantern	"000106	1001	Center	St.	CLOSE
Red Restaurant and Bar	"000410	1003	Cedar	St.	OPEN
Ristorante Avanti	"000178	1711	Mission	St.	OPEN
Ristorante Italiano	"000179	555	Soquel	Ave.	OPEN
River Café and Cheese Shop	"000376	415	River	St.	OPEN
River Street Shelter	"000180	733	River	St.	CLOSE
River Street Shelter	"000104	115	Coral	St.	OPEN
Rock Café	"000331	104	Bronson	St.	CLOSE
Rock N Tacos	"000181	381	Soquel	Ave.	CLOSE
Rosie McCanns Irish Pub	"000182	1220	Pacific	Ave.	OPEN
Round Table Pizza	"000183	1221	Mission	St.	CLOSE
Royal Taj Indian Cuisine	"000184	270	Soquel	Ave.	OPEN
Sa Tarng	"000343	2238	Mission	St.	CLOSE
Sabieng Thai House	"000295	1218	Mission	St.	OPEN
San Pablo Taqueria	"000362	429	Front	St.	CLOSE

RESTAURANT

Santa Cruz Bible Church	"000188	440	Frederick	St.	OPEN
Santa Cruz Billiards	"000189	325	Soquel	Ave.	CLOSE
Santa Cruz Brewing Company	"000190	516	Front	St.	CLOSE
Santa Cruz Coffee Roasting Co.	"000191	1330	Pacific	Ave.	OPEN
Santa Cruz Diner	"000292	909	Ocean	St.	OPEN
Santa Cruz Metro Center	"000197	920	Pacific	Ave.	OPEN
Santa Cruz Operations	"000192	400	Encinal	St.	CLOSE
Santa Cruz Sports Bar & Grill	"000211	1003	Cedar	St.	CLOSE
Sa-Tarng	"000334	2238	Mission	St.	OPEN
Saturn Café	"000194	1230	Mission	St.	CLOSE
Saturn Café	"000285	145	Laurel	St.	OPEN
Scotty's Café	"000385	303	Protrero		CLOSE
Seabright Brewery	"000195	519	Seabright	Ave.	OPEN
Seabright Wine & Cheese	"000196	519	Seabright	Ave.	CLOSE
Shogun Restaurant	"000287	1123	Pacific	Ave.	OPEN
So Say We	"000199	418	Front	St.	CLOSE
Soif	"000353	105	Walnut	Ave.	OPEN
Sri	"000371	736	Water	St.	OPEN
St Francis Kitchen	"000200	205	Mora	St.	OPEN
Staff Of Life	"000201	1305	Water	St.	OPEN
Stagnaro Bros. Seafood	"000202	320	Washington	St.	OPEN
Starbucks Coffee	"000279	1335	Pacific	Ave.	OPEN
Storr's Winery	"000308	303	Potrero	St.	OPEN
Stortis Pizzeria	"000203	920	Pacific	Ave.	CLOSE
Straw Hat Pizza	"000390	1221	Mission	St.	CLOSE
Subway Sandwiches	"000205	825	Pacific	Ave.	OPEN

Subway Sandwiches	"000204	2215	Mission	St.	OPEN
Sukeroku Japanese Restaurant	"000206	1701	Mission	St.	CLOSE
Sunshine Villa	"000208	80	Front	St.	OPEN
Surf Bowl Café	"000209	115	Cliff	St.	CLOSE
Sushi Totoro	"000407	1701	Mission	St.	OPEN
Swagat Indian Cuisine	"000210	1723	Soquel	Ave.	CLOSE
Sweet Spot	"000411	827	Water	St.	OPEN
Szechwan Garden	"000212	617	Pacific	Ave.	CLOSE
Taco Bell	"000213	802	Pacific	Ave.	OPEN
Taco Bell 3175 on Soquel Avenue	"000215	1404	Soquel	Ave.	OPEN
Taco Bell on Mission Street	"000214	1405	Mission	St.	OPEN
Tacos Morenos on Water Street	"000216	1053	Water	St.	OPEN
Tacos Morenos Two	"000217	303	Beach	St.	CLOSE
Takara Japanese Restaurant	"000218	1800	Soquel	Ave.	CLOSE
Tampico Kitchen	"000221	822	Pacific	Ave.	OPEN
Tams Chinese Restaurant	"000219	2403	Mission	St.	OPEN
Taqueria Apatzingan	"000387	303	Beach	St.	OPEN
Taqueria Cancun	"000256	528	Seabright	Ave.	OPEN
Taqueria El Dandy	"000367	920	Pacific	Ave.	OPEN
Taqueria La Cabana	"000347	2332	Mission	St.	OPEN
Taqueria La Mission	"000298	920	Pacific	Ave.	CLOSE
Taqueria Los Pericos	"000409	139	Water	St.	OPEN
Taqueria Santa Cruz on Mission Street	"000222	2215	Mission	St.	OPEN
Taqueria Santa Cruz Two on Soquel Avenue	"000223	1002	Soquel	Ave.	OPEN
Taqueria Tropical	"000377	325	Barson	St.	OPEN

Taqueria Vallarta	"000224	608	Soquel	Ave.	OPEN
Taqueria Vallarta	"000364	1101	Pacific	Ave.	OPEN
Tarantella	"000341	400	Encinel	St.	CLOSE
Thai House	"000225	353	Soquel	Ave.	OPEN
Thai Noodle House	"000397	2106 A	Mission	St.	OPEN
Thai Orchid	"000348	2238	Mission	St.	OPEN
The Buzz	"000090	415	River	St.	CLOSE
The Kind Grind	"000392	2222	East Cliff	Dr.	OPEN
The Noodle House	"000369	381	Soquel	Ave.	CLOSE
Togos Eatery Mission Street	"000227	1917	Mission	St.	CLOSE
Togos Eatery Ocean Street	"000282	902	Ocean	St.	OPEN
Togos Eatery Pacific Avenue	"000228	1315	Pacific	Ave.	CLOSE
Tokyo Shushi	"000332	381	Soquel	Ave.	CLOSE
Tony & Albas Pizza	"000229	817	Soquel	Ave.	OPEN
Top a Lot Yogurt	"000427	738	Water	St.	OPEN
Trinideli	"000393	2222	East Cliff	Dr.	CLOSE
Turkey Shack	"000134	139	Water	St.	CLOSE
UCSC Building 1101 Pacific	"000333	1101	Pacific	Ave.	CLOSE
UCSC Inn and Conference Center	"000350	611	Ocean	St.	OPEN
Upper Crust Pizza	"000230	2415	Mission	St.	OPEN
Vasilis	"000231	1501	Mission	St.	OPEN
Vegas	"000309	325	Barson	St.	CLOSE
Veterans Memorial Building	"000232	846	Front	St.	OPEN
Walnut Avenue Café	"000233	106	Walnut	Ave.	OPEN
Washrock	"000234	135	Laurel	St.	CLOSE
Weinershnitzel	"000235	800	Soquel	Ave.	CLOSE

Westside Café	"000243	2238	Mission	St.	CLOSE
Westside Coffee Company	"000237	849	Almar	Ave.	OPEN
Westside Thai Restaurant	"000253	2238	Mission	St.	CLOSE
Wharf/ Andys End of the Wharf	"000300	71	Municipal Wharf		OPEN
Wharf/Carniglias	"000238		Municipal Wharf		OPEN
Wharf/Dolphin Restaurant	"000239		Municipal Wharf		OPEN
Wharf/Gilberts Seafood Grill	"000240	460	Municipal Wharf		OPEN
Wharf/Gildas Family Restaurant	"000241	494	Municipal Wharf		OPEN
Wharf/Marinis Munchies	"000242		Municipal Wharf		OPEN
Wharf/Miramar	"000243		Municipal Wharf		OPEN
Wharf/Olitas Cantina & Grill	"000384	650	Municipal Wharf		OPEN
Wharf/Riva Fish House	"000245		Municipal Wharf		OPEN
Wharf/Seacloud Restaurant	"000246	650	Municipal Wharf		CLOSE
Wharf/Stagnaro Bros. Seafood	"000247		Municipal Wharf		OPEN
Wired Wash Café	"000356	135	Laurel	St.	OPEN
Woodstock's Pizza	"000421	710	Front	St.	OPEN
X'in Asian Bistro	"000379	841	Almar	St.	CLOSE
Yan Flower	"000414	617	Pacific	Ave.	OPEN
Yogurt Delite	"000244	1306	Mission	St.	OPEN
Zacharys Restaurant	"000248	819	Pacific	Ave.	OPEN

SIGNIFICANT CATEGORICAL	Zoccolis Delicatessen	"000250	1534	Pacific	Ave.	OPEN
	Zoccolis Pasta House	"000251	431	Front	St.	CLOSE
	Persys Engineering	CAT004	815	Swift	St.	OPEN
	Salz Leathers	CAT001	1040	River	St.	CLOSE
	Texas Instruments	CAT002	2300	Delaware	Ave.	CLOSE
SIGNIFICANT INDUSTRIAL USER	Yield Masters	003CAT	2501	Mission	St.	CLOSE
	City of Santa Cruz Water Treatment Plant	SIU002	715	Graham Hill	Rd.	OPEN
SIGNIFICANT NON CATEGORICAL DISCHARGER	City of Santa Cruz, Class III Landfill	NC0004	605	Dimeo	Ln.	OPEN
	Harmony Foods	SIU001	2200	Swift	St.	OPEN
	Texas Instruments - S.C. Design Center	TI0001	1201	Shaffer	Rd.	CLOSE
	UCSC - 2300 Delaware (former TI building)	NC0007	2300	Delaware	Ave.	OPEN
	University of California Santa Cruz	NC0005	1156	High	St.	OPEN
TEMPORARY PERMIT WASTE HAULER	City of Santa Cruz Water Department Pilot Desal Plant	NC008	809	Center	St.	OPEN
	49er Rooter and Drain Service	S0709	774	Delta Way		OPEN
	A-1 Septic Service	S0710	10	Flora	Ln.	OPEN
	Able Septic Tank Service	S0409	520	Reed	St.	CLOSE
	Allard's Septic Service	S0702	12968	HWY 9		OPEN

WASTE HAULER

Ameriguard Maintenance Services	S0601	4681	E. Vine Avenue		OPEN
Anytime Drain & Septic	S0110	343	Soquel	Ave.	CLOSE
Art Edsberg Drilling & Sanitation	S0705	613	Lakeview	Rd.	OPEN
California Department of Parks and Rec	S0811	303	Big Trees Park	Rd.	OPEN
Coastal Septic	S0704	5460	McKinley Way		OPEN
Comstock Septic Service	S0301	9310	E. Zayante	Rd.	CLOSE
County of Santa Cruz-Operations	S0304	2750	Lode	St.	CLOSE
D & G Sanitation	S0706	116	Grove	St.	OPEN
Greenline Liquid Waste Hauler	S0703	1128-A	Madison	Ln.	OPEN
Jeff Hill & Sons Excavation	S0711	485	Marion	Ave.	OPEN
J-J Septic	S0708	80	Airport	Blvd.	OPEN
Monterey Bay Pumping Service	S0302	5200	Strong	Ct.	CLOSE
Mr Pumper Septic and Drain	S0812	676	West	Dr.	OPEN
Pete's Outflow Technicians	S0707	3146	Valencia	Rd.	OPEN
Roto Rooter	S9810	1099	Del Monte	Ave.	CLOSE
The Honey Bucket Man	S0810	6116	HWY 9		OPEN
Thrifty Best Service	S9506	19495	W. Floral	Ave.	CLOSE
Tom's Septic Construction	S0602	13570	Blackie	Rd.	OPEN
Trap Recyclers Inc	S0410	1	Work Circle	Rd.	CLOSE

SECTION V. 2008 FOURTH QUARTERLY STATUS REPORT

2008 FOURTH QUARTERLY STATUS REPORT

The following section includes significant program activities completed during the fourth quarter of 2008, including the compliance table and narrative summary of industrial users in violation of applicable pretreatment standards in the fourth quarter of 2008.

During the fourth quarter of 2008, program management and staff updated the Enforcement Response Plan (ERP) as a result of the Pretreatment Compliance Inspection concluded with Tetra-Tech earlier in the quarter. The new ERP is not included within the annual report for brevity and economy of paper, however it is posted on the City's website at

<http://www.ci.santa-cruz.ca.us/pw/environmental/pdf/SCERP.pdf>

The remainder of this section includes the narrative and table summary for the lone industrial user found to be in violation of the pretreatment program during the fourth quarter.

City of Santa Cruz
PRETREATMENT PROGRAM
Fourth Quarter 2008, Summary Attachment

HARMONY FOODS – violated the local limit for Total Suspended Solids three times out of sixteen sampling events for Total Suspended Solids during the fourth quarter. A Written Warning and a Notice of Violation have been issued consistent with the Enforcement Response Plan (ERP). Harmony increased sampling frequencies for TSS and hired a consultant to study what factors could be contributing to these intermittent violations and for making recommendations to the pretreatment processes for resolution of the issue. This first study produced inconclusive results for isolating the causation and Harmony has committed to completing a second study during the early part of first quarter of 2009.

CITY OF SANTA CRUZ
QUARTERLY STATUS REPORT, Fourth Quarter, 2008

INDUSTRIAL USER NAME & ADDRESS	COMPLIANCE STATUS	PREVIOUS QUARTERS NOT IN COMPLIANCE	PARAMETER	REPORTED LEVEL (mg/l)	LIMIT VIOLATE D (mg/l)	FLOW	CORRECTIVE/ ENFORCEMENT ACTIONS
Harmony Foods 2200 Delaware Avenue, Santa Cruz, CA	B	2	TSS	2,200 1,200 2,500	1,000	B	See Summary Attachment

Comment Section

Additional Comments
should be footnoted
and addressed on an
attached sheet.

Flow Key

A. 0-10,000 gpd
B. 10,000-30,000 gpd
C. 30,000-50,000 gpd
D. 50,000-100,000 gpd
E. >100,000 gpd

Non-Compliance Status Key

A. Consistently Achieving Compliance
B. Inconsistently Achieving Compliance
C. Significantly violated applicable
pretreatment requirements as defined
by 40 CFR 403.8 (f)(2)(vii).
D. On a compliance schedule.
E. Not achieving compliance and not on a compliance schedule.
F. Unknown.

Compliance Determination

1) POTW Sampling
2) IU Self-Monitoring
3) Combination-1 & 2
4) Other (explain)

SECTION VI. SUMMARY OF COMPLIANCE AND ENFORCEMENT ACTIVITIES

SUMMARY OF COMPLIANCE AND ENFORCEMENT ACTIVITIES

The following pages contain a summary of the compliance and enforcement activities relating to the permitted industrial users within the purview of the City of Santa Cruz Pretreatment Program during the calendar year 2008. The section also includes a table of enforcement activities of all permitted dischargers during 2008, in Santa Cruz.

ALMAR CLEANERS – was in compliance throughout 2008.

AQUARIUS BOATWORKS – was in compliance throughout 2008.

BARITEAU'S CLEANERS – was in compliance throughout 2008.

BAY PHOTO – was issued a new permit on July 17, 2008. They have been in compliance throughout 2008.

BEACH CITY GAS STATION – was in compliance throughout 2008.

CLASSIC CLEANERS – failed to sample and report within the required monitoring timeframe during the third quarter of 2008. A written warning was issued requiring the sampling to be performed and the data with report to be submitted within 30 days of the due date. Classic Cleaners have since returned to compliance.

FINS COFFEE (BEACH CITY GAS STATION), (treated groundwater discharger) – was in compliance throughout 2008.

HARMONY FOODS – inconsistently achieved compliance for total suspended solids (TSS) throughout 2008. City monitoring results from June 25th and July 29th showed TSS violations of 1,268ppm and 2,235ppm respectively. Verbal and written warnings were given and Harmony Foods committed to sampling on a weekly basis during the 4th quarter of 2008.

In addition to extra sampling, Harmony hired a consultant to assess the cause of the elevated TSS results and began servicing the pre-treatment system separation tanks more frequently. Fourth quarter sampling data indicate that Harmony Foods is intermittently out of compliance for TSS. A Notice of Violation (NOV) was issued for the data that was out of compliance in the fourth quarter. Since the violations are not considered severe and have not caused operational issues at the Wastewater Treatment Facility, Harmony Foods has been given 60 days during the first quarter of 2009 to complete additional sampling research while testing the efficacy of polymers being introduced to the existing pre-treatment system.

PERSYS ENGINEERING – was in compliance throughout 2008.

SANTA CRUZ BIOTECHNOLOGY – was in compliance throughout 2008.

SANTA CRUZ CLASS III LANDFILL – was in compliance throughout 2008.

SANTA CRUZ COUNTY FLEET SERVICES/RRM (treated groundwater discharger) – was in compliance throughout 2008.

SANTA CRUZ WATER PLANT (Graham Hill Rd) – was in compliance throughout 2008.

SANTA CRUZ WATER DEPARTMENT - Pilot Desalination Plant – failed to sample weekly for TSS as required by the permit. A written warning was issued requiring a return to weekly sampling. All sampling performed by the discharger and the City have been in compliance. The Pilot Desalination plant has since returned to full compliance.

SAV-ON-GAS (treated groundwater discharger) – was in compliance throughout 2008.

UNIVERSITY OF CALIFORNIA AT SANTA CRUZ (UCSC) – was in compliance throughout 2008.

VALERO (MISSION ST.) – has continued using in-situ oxygen diffusion groundwater treatment remediation for this site. There has been zero discharge to sewer from this site throughout 2008. Valero's groundwater discharge permit expired on September 1, 2008.


VALERO (SOQUEL AVE.) – was in compliance throughout 2008.

PART VI. 2008 PERMITTED USER INSPECTION/MONITORING SUMMARY

<u>Industry</u>	<u>Quarter</u>	<u>P.O.T.W. Monitoring</u>	<u>Self Monit oring</u>	<u>Inspections</u>	<u>Compliance Status</u>	<u>Summary Activities</u>
Aquarius Boat Works	2	1	1	0	A,3	See attachment
	3	0	0	0	A,3	“
	4	1	1	2	A,3	“
Bariteau's Dry Cleaning	1	0	1	0	A,2	See Attachment
	3	0	1	0	A,1	“
	4	1	0	1	A,1	“
Bay Photo	2	0	0	0	----	“
	3	0	1	0	A,2	“
	4	1	1	1	A,3	“
Classic Cleaners	2	0	1	0	A,2	“
	4	1	1	1	B,4	“
Fins Coffee- Beach City Gas Station	3	1	3	1	A,3	“
	4	0	3	0	A,2	“
Harmony Foods	1	0	1	0	A,2	“
	2	1	1	0	B,1	“
	3	1	2	1	B,3	“
	4	0	14	0	B,2	“
Persys Engineering	1	1	0	1	A,1	“
	2	0	1	0	A,2	“
	4	1	1	1	A,3	“
Santa Cruz Biotechnology	2	0	1	0	A,2	“
	4	1	1	1	A,3	“
SC County Fleet Services/RRM	3	1	4	1	A,3	“
	4	0	4	0	A,2	“
Santa Cruz Class III Landfill	2	1	0	0	A,1	“
	3	1	0	0	A,1	“
	4	0	0	1	A,1	“
Sav-On-Gas	1	0	3	0	A,3	
	2	0	3	0	A,	“

	3	1	3	1	A,	“
	4	0	3	0	A,	“
University of California at Santa Cruz	1	0	1	0	A,2	“
	2	0	1	0	A,2	“
	3	1	1	1	A,3	“
	4	0	1	0	A,2	“
Valero, former Beacon Station Mission Street	1	0	0	0	A,4	“
	4	0	0	0	A,4	“
Valero, former Beacon Station Soquel Avenue	1	0	3	0	A,2	“
	2	0	2	0	A,2	“
	3	0	2	0	A,2	“
	4	1	2	1	A,3	“

Comment Section Flow Key		Non-Compliance Status Key	Compliance Determination
Additional comments should be footnoted and addressed on an attached sheet.	A. 0-10,000 gpd	A. Consistently Achieving Compliance	1) POTW Sampling
	B. 10,000-30,000 gpd	B. Inconsistently Achieving Compliance	2) IU Self-Monitoring
	C. 30,000-50,000 gpd	C. Significantly violated applicable pretreatment requirements as defined by 40 CFR 403.8 (f)(2)(vii).	3) Combination-1 & 2
	D. 50,000-100,000 gpd	D. On a compliance schedule.	4) Other (explain)
	E. >100,000 gpd	E. Not achieving compliance and not on a compliance schedule.	
		F. Unknown.	



SECTION VII. PRETREATMENT PROGRAM CHANGES

PRETREATMENT PROGRAM CHANGES

The Pretreatment program at the City of Santa Cruz has included responsibilities for storm water monitoring and inspections since 2003, and since 2007, the program has utilized the integrated high volume water sampling technologies of SPMD (Semi Permeable Membrane Devices) to calculate potential effluent loads and pass through of trace organics in the effluent. Additionally, in October 2007, the City initiated the safe and responsible disposal of unwanted pharmaceuticals as a free program to the community and to prevent their common discharge into the sewer system, which is an ineffective mechanism of keeping them out of the ocean and surface waters. Otherwise, there are few program changes to report for 2008. The most significant program developments in 2008 include the following:

1. Suspension of the preparatory efforts to reassess the Local Limits and Maximum Allowable Headworks Limits (MAHLs). This decision was made as a result of the reduction in staffing with the departure of an Environmental Compliance Inspector in 2008. And
2. The Pretreatment program initiated the deployment of an integrative sampling technology into monitoring for trace and toxicologically significant compounds at the end of the dry weather season in 2008. (See comments above).

SECTION VIII. PRETREATMENT PROGRAM BUDGET SUMMARY

VIII. PRETREATMENT PROGRAM BUDGET SUMMARY

The Pretreatment Program Budget for the fiscal year 2008/2009 includes:

Salaries and Benefits	\$305,639
Supplies and Services (approximately)	\$63,450
Capital Outlay	\$0.00

<u>Total</u>	<u>\$369,089</u>
---------------------	-------------------------

Current equipment includes:

1. 3 composite samplers
2. 3 trucks (shells, racks, sliding beds, crane/hoist)
3. 3 digital cameras
4. 1 digital camcorder
5. 3 portable pH meters
6. 3 portable Redox/Conductivity meters
7. 1 Delta-Tox mobile toxicity analyzer
8. 3 Laptop computer (Two workstations and one outreach laptop)
9. 3 desktop workstations
10. 2 portable multi gas detectors
11. 1 HP Laser printer
12. Office furniture
13. Tool boxes
14. 1 pretreatment software package
15. 1 portable (continuous) pH meter
16. 1 portable flow meter
17. 1 conductivity meter
18. 2 portable peristaltic pumps
19. 1 refrigerator
20. 3 cell phones
21. 1. Hydrolab[®] multi-sonde
22. 2 one million candle power flashlights
23. And miscellaneous tools and equipment.

SECTION IX. PUBLIC PARTICIPATION

PUBLIC PARTICIPATION

The following section consists of a few highlights of the public outreach and public participation events of the Pretreatment program staff and management in the year 2008.

1. The annual publication of significant violators for 2008, as required by 40 CFR403.8(f) (2) (vii), was accomplished in January 2009. No Industrial user violated the pretreatment program elements to the status of SNC for 2008. An image of the local newspaper page containing the publication is attached herewith, and a copy of the proof of publication for the SNC will be included within the next communication to the Water Board.
2. Program staff and management participated in activities marking **Pollution Prevention Week** in September 14-21 2008. Program activities highlighted the success of the citywide efforts to remove unwanted pharmaceuticals from the wastewater treatment system. The City recognized its Police Department and two local pharmacists for their contribution to the effort that resulted in the collection and incineration of about nine hundred pounds of unwanted medicines in 10 months.
3. Program staff and management participated in **World Water Monitoring Day** in October 2008. Activities included ordering and distribution of posters created for the California Department of Toxic Substances for the event.
4. Environmental Compliance program staff and management participated at the annual **Public Works Day** in May 2008. The program events focused on sustainable practices in the watershed and community.

The remainder of this section contains a jpg image of the newspaper page containing the SNC publication for Santa Cruz in 2008, as published in the Santa Cruz Sentinel issue of January 25 2008.

Vehicles Wanted

HOSPICE CARING PROJECT
Donate your
Vehicle, Boat, RV
FULL
IRS TAX
DEDUCTION
831-246-1102

**SENTINEL
CLASSIFIEDS**
(831) 426-8000

Public Notices

**NEED TO PUBLISH
A FICTITIOUS
BUSINESS NAME
STATEMENT?**

**PLEASE CALL
JACKIE
AT 831-429-2415
FOR INFORMATION
OR FAX YOUR
STATEMENT TO
831-423-1154**

Public Notices

**FICTITIOUS BUSINESS
NAME STATEMENT**
FBN No.: 2008-002282

Fictitious Business
Name:
MEMORIES OF YOU
PHOTOGRAPHY
Business Address:
6361 Ashley Street
Felton, CA 95018-9420
County of Santa Cruz
Began Transacting
Business: 6/01/2008
Statement Expires
On: 12/22/2013
Business Is Conducted By:

Husband and Wife
Registrant's Address:
GIACOMI, JANA A
6361 Ashley Street
Felton, CA 95018-9420

**GIACOMI, JR
ROBERT W**
6361 Ashley Street
Felton, CA 95018-9420
/s/ Robert W.
Giacomi, Jr.

This statement was
filed in the office of
Gail L. Pellerin,
County Clerk of
Santa Cruz County,
California, on:
December 22, 2008
1/18, 25, 2/4, 11
3052856

**CITY OF SANTA CRUZ
NOTICE OF SIGNIFICANT
NON-COMPLIANCE
WITH PRETREATMENT
REQUIREMENTS**



In accordance with Federal Pretreatment Regulations, and in compliance with the public participation requirements of 40 CFR part 25, the City of Santa Cruz is required to publish an annual list of industrial users which, at any time during the previous twelve months, were in significant non-compliance with applicable pretreatment requirements.

Therefore a complete and thorough review of our records was undertaken in fulfillment of this Federal Pretreatment Regulation. Based upon that review, and as defined in 40 CFR 403.8 (f) (2) (vii) (A) through (H), there were no industrial users found to be in significant non-compliance during the time-frame from January 1, 2008 through December 31, 2008.

**FOR QUESTIONS REGARDING
THIS NOTICE OR OTHER
ENVIRONMENTAL
COMPLIANCE ISSUES,
PLEASE CONTACT THE CITY
PRETREATMENT PROGRAM
MANAGER AT 420-6045.**

Public Notices

**SANTA CRUZ COUNTY SANITATION DISTRICT
NOTICE TO CONTRACTORS**

Sealed proposals shall be delivered to the District Engineer, Room 410, Governmental Center, 701 Ocean Street, Santa Cruz, California no later than **2:00 p.m., February 11, 2009** and at **2:15 p.m.** or soon after, they will be publicly opened and read in the Santa Cruz County Public Works Conference Room, for construction on Polo Drive in accordance with the specifications therefor, to which special reference is made, as follows:

POLO DRIVE SEWER REPLACEMENT PROJECT

Plans, specifications, and proposal forms for bidding this project can only be obtained at the office of the District Engineer, Room 410, 701 Ocean Street, Santa Cruz, California. No deposit is required. The successful bidder shall furnish a payment bond and a performance bond. The Contractor shall possess a Class A license at the time that this contract is awarded. The Santa Cruz County Sanitation District hereby notifies all bidders that it will affirmatively insure that in any contract entered into pursuant to this advertisement, minority business enterprises will be afforded full opportunity to submit bids and will not be discriminated against on the grounds of race, color, or national origin in consideration for an award.

Pursuant to Section 1773 of the California Labor Code, the general rate of wages in the District has been determined by the Director of the Department of Industrial Relations, and such prevailing rate of wages is listed in the state of California, Business and Transportation Agency, Department of Transportation publication entitled General Prevailing Wage Rates, current edition, and may be accessed online at:

<http://www.dir.ca.gov>

**SANTA CRUZ COUNTY
SANITATION DISTRICT**

Date: 1/22/09

1/25, 2/1

Thomas L. Bolich
District Engineer
3056804



**City of Santa Cruz
Housing and Community Development Program**

**NOTICE OF 30-DAY REVIEW AND PUBLIC HEARING
FOR A 2008-2009 ACTION PLAN AMENDMENT**

The Housing and Community Development (HCD) Program is an annual federal grants program from the U.S. Department of Housing and Urban Development, receiving Community Development Block Grant (CDBG) and the HOME Investment Partnerships Program (HOME) funding. Funds must be used to carry out activities which achieve national objectives, including benefiting low- and moderate-income persons.


The City is proposing to amend the 2008-2009 Annual Action Plan as follows:

- Reallocate HOME funds to the Mission Gardens Rehabilitation Project to fund various development and property acquisition costs for 8 to 11 affordable housing units.

The City follows a Citizen Participation Plan which allows citizens to comment on spending proposals and have access to the decision making process. Following a 30-day public comment period, the City Council will hold a Public Hearing for the draft Action Plan amendment on Tuesday, February 24, 2009 in the City Council Chambers at City Hall, 809 Center Street, after the hour of 3:00 PM. A written copy of the amendment may be reviewed at the City of Santa Cruz Economic Development Office at 337 Locust Street. Written comments concerning the amendment may be submitted to the HCD Manager at the above address until Tuesday, February 24, 2009 at 3:00 PM.

The City of Santa Cruz does not discriminate against persons with disabilities. The Council Chambers is an accessible facility. If you wish to attend the public meeting listed above and you will require special assistance or devices in order to attend and participate at the meeting, please call the Office of the City Clerk at 420-5030 at least three days in advance to make arrangements for assistance. The City of Santa Cruz TDD (Telecommunications Devices for the Deaf) number is 420-5259 or call the Cal-Relay system number: 1-800-735-2922.
1/25 3057199

Your trusted source
for new & used
cars in santa cruz
county...



**SantaCruz
AUTOFINDER.com**

SECTION X. CHANGES IN SLUDGE DISPOSAL

CHANGES IN SLUDGE DISPOSAL

There were no major changes to the City's sludge treatment and/or disposal program activities in 2008.

The remainder of this section includes data and graphs provided to illustrate the biosolids quality and loading at the facility through the reporting period of 2008, as well as the quantity of grease and septage wastes received from licensed liquid waste handlers at the facility in 2008.

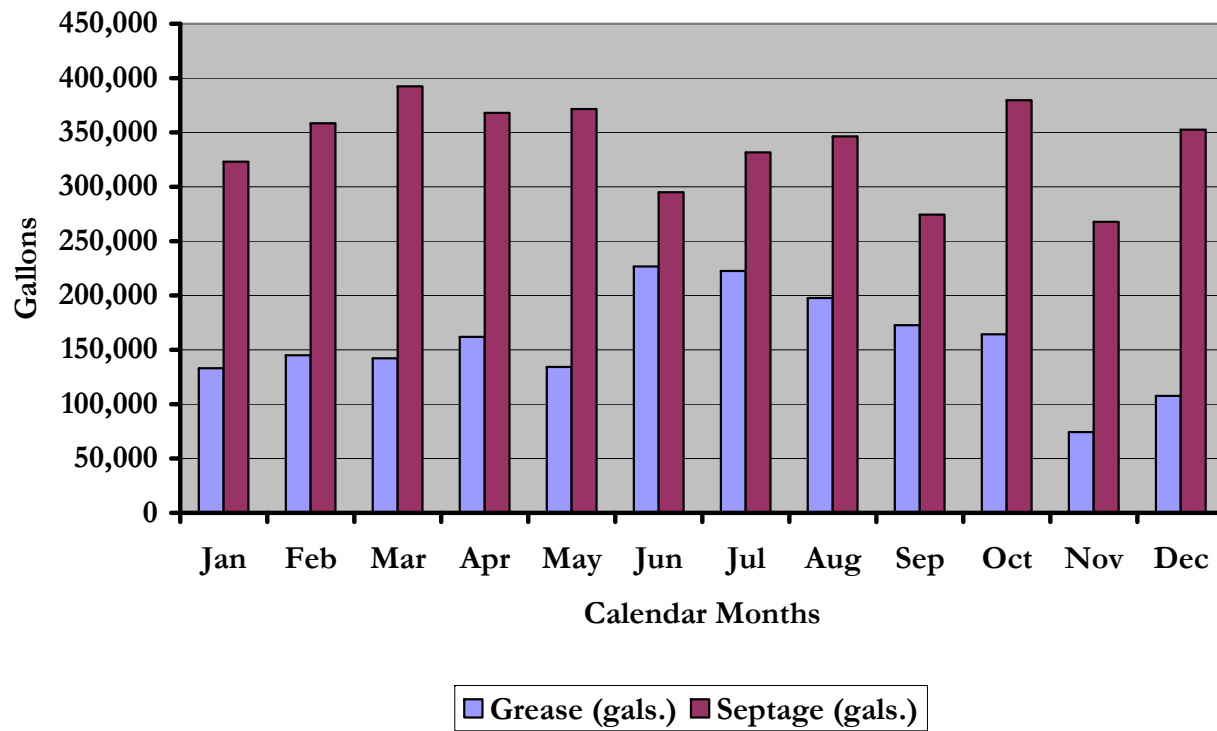
City of Santa Cruz Sludge Production and Disposal Data 2008

Monthly Averages	Sludge Quantity	Sludge Reuse	Sludge Disposed
	Tons	Tons	mg/l
January	34.6	34.6	0.0
February	36.2	36.2	0.0
March	35.0	35.0	0.0
April	37.1	37.1	0.0
May	38.6	38.6	0.0
June	43.3	43.3	0.0
July	40.5	40.5	0.0
August	39.7	39.7	0.0
September	39.0	39.0	0.0
October	43.6	43.6	0.0
November	38.9	38.9	0.0
December	37.8	37.8	0.0
Average	38.7	38.7	0.0

2008 Transported Liquid Septage/Grease Waste Totals


Grease Total: 1,882,479 Gallons

Septage Total: 4,060,988 Gallons



Month	Grease (gallons)	Septage (gallons)
January	133,106	323,125
February	144,904	358,280
March	142,158	392,298
April	162,048	368,084
May	134,387	371,450
June	226,655	294,979
July	222,547	331,844
August	197,836	346,462
September	172,680	274,413
October	164,141	379,611
November	74,426	267,871
December	107,591	352,571
Totals	1,882,479	4,060,988

END OF PRETREATMENT ANNUAL REPORT 2008



PUBLIC WORKS DEPARTMENT

WASTEWATER TREATMENT FACILITY

110 California Street, Santa Cruz, CA 95060 • (831) 420-6050 • Fax (831) 420-6489 • www.ci.santa-cruz.ca.us

February 1, 2007

Mr. Roger Briggs, Executive Officer
Regional Water Quality Control Board
Central Coast Region
895 Aerovista Place, Suite 101
San Luis Obispo, CA 93401-7906

Subject: 2006 Annual Pretreatment Program Report

Dear Mr. Briggs:

Enclosed herewith are the data, narratives and reports that constitute the City of Santa Cruz Pretreatment Program Report for 2006.

If you have questions about this report, please contact Akin Babatola, Wastewater Laboratory and Pretreatment Manager, at (831) 420-6045.

The report and its contents are submitted in accordance with the Standard Provisions and Reporting Requirements of the National Pollutant Discharge Elimination System Permits (NPDES).

In accordance with those standard provisions, I certify under penalty of law that this document and all attachments were prepared under my direction or supervision following a system designed to assure that qualified personnel properly gather and evaluate the information submitted. Based on my knowledge of the person(s) who manage the system or those directly responsible for data gathering, the information submitted is, to the best of my knowledge and belief, true, accurate, and complete. I am aware that there are significant penalties for submitting false information, including the possibility of fine and imprisonment.

Sincerely,

Dan Seidel

Superintendent of Wastewater Collection and Treatment Facility

cc: U. S. EPA, Region IX
State Water Resources Control Board
Mr. Russ Bateson - County Public Works
Director of Public Works, File 950-75, Wastewater Pretreatment Reports
Wastewater Laboratory/Pretreatment Manager
Industrial Waste Inspector

**CITY OF SANTA CRUZ WASTEWATER TREATMENT
PLANT**

PRETREATMENT PROGRAM



2006

ANNUAL REPORT

PRETREATMENT ANNUAL REPORT

PCS Data Entry Form

PPS1

POTW Name: City of Santa Cruz Wastewater Treatment Plant

NPDES Permit #: CA0048194

Period Covered By This Report:

1-1-06 (PSSD)
Start Date

12-31-06 (PSED)
End Date

	<u>City</u>	<u>Total</u>
Number of Significant Industrial Users in SNC With Pretreatment Compliance Schedule:	0	0 (SSNC)
Number of Notices of Violation and Administrative Orders Issued Against Significant Industrial Users:	0	0 (FENF)
Number of Civil and Criminal Judicial Actions Against Significant Industrial Users:	0	0 (JUDI)
Number of Significant Industrial Users with Significant Violations Published:	1	1 (SVPU)
Number of Industrial Users From Which Penalties Have Been Collected:	0	0 (IUPN)

CONTENTS

Section I	Analysis of Pollutants Identified in Section 307(a) of the Clean Water Act, Pollutants Contributing to Pass-Through
Section II	Upset, Interference, and Pass-Through
Section III	Baseline Monitoring Reports
Section IV	List of Industrial Users
Section V	2006 Fourth Quarterly Status Report
Section VI	Summary of Compliance and Enforcement Activities
Section VII	Pretreatment Program Changes
Section VIII	Pretreatment Program Budget Summary
Section IX	Public Participation
Section X	Changes in Sludge Disposal

**SECTION I. ANALYSIS OF POLLUTANTS IDENTIFIED IN SECTION 307(A) OF THE CLEAN
WATER ACT, POLLUTANTS CONTRIBUTING TO PASS- THROUGH**

SECTION I: ANALYSIS OF POLLUTANTS IDENTIFIED IN SECTION 307(A) OF THE CLEAN WATER ACT, POLLUTANTS CONTRIBUTING TO PASS-THROUGH

This section of the report contains data summaries, graphs and narratives to provide analyses of pollutants identified in Section 307(a) of the Clean Water Act (CWA) for samples of POTW influent, effluent and dewatered sludge that might have contributed to pass-through in 2006.

In order to provide data on trace constituents that might fall into this category, the Regional Water Quality Control Board approved the use of integrative high volume water sampler in the influent and effluent of the City of Santa Cruz wastewater treatment facility in its Board Order no R3-2005-0003 in May 2005. This novel process, originally developed by the United States Geological Survey (USGS) utilizes the fugacity of trace organic compounds in water to sequester the compounds into a semi-permeable membrane, at standard temperatures over a longer period of typically 30 days. The membrane is processed under license and a patent agreement granted by USGS to Environmental Testing Services (ETS), St. Joseph, MO. Thereafter the ampoules of chemical extracts are analyzed with approved EPA analytical methods. Many compounds are then amenable to analysis and subsequent control measures. The near-simultaneous implementation of this integrative sampling method at the influent and effluent stations of the facility allows the pretreatment program to assess pass-through to the effluent of the facility. Data from the processes have been analyzed for evidence of pass-through for compounds that have become amenable to analyses. The data are presented subsequently in this section.

There was only one (1) violation of the MRP No 00-044 during the period covered by this report, and the following is a narrative of the violation:

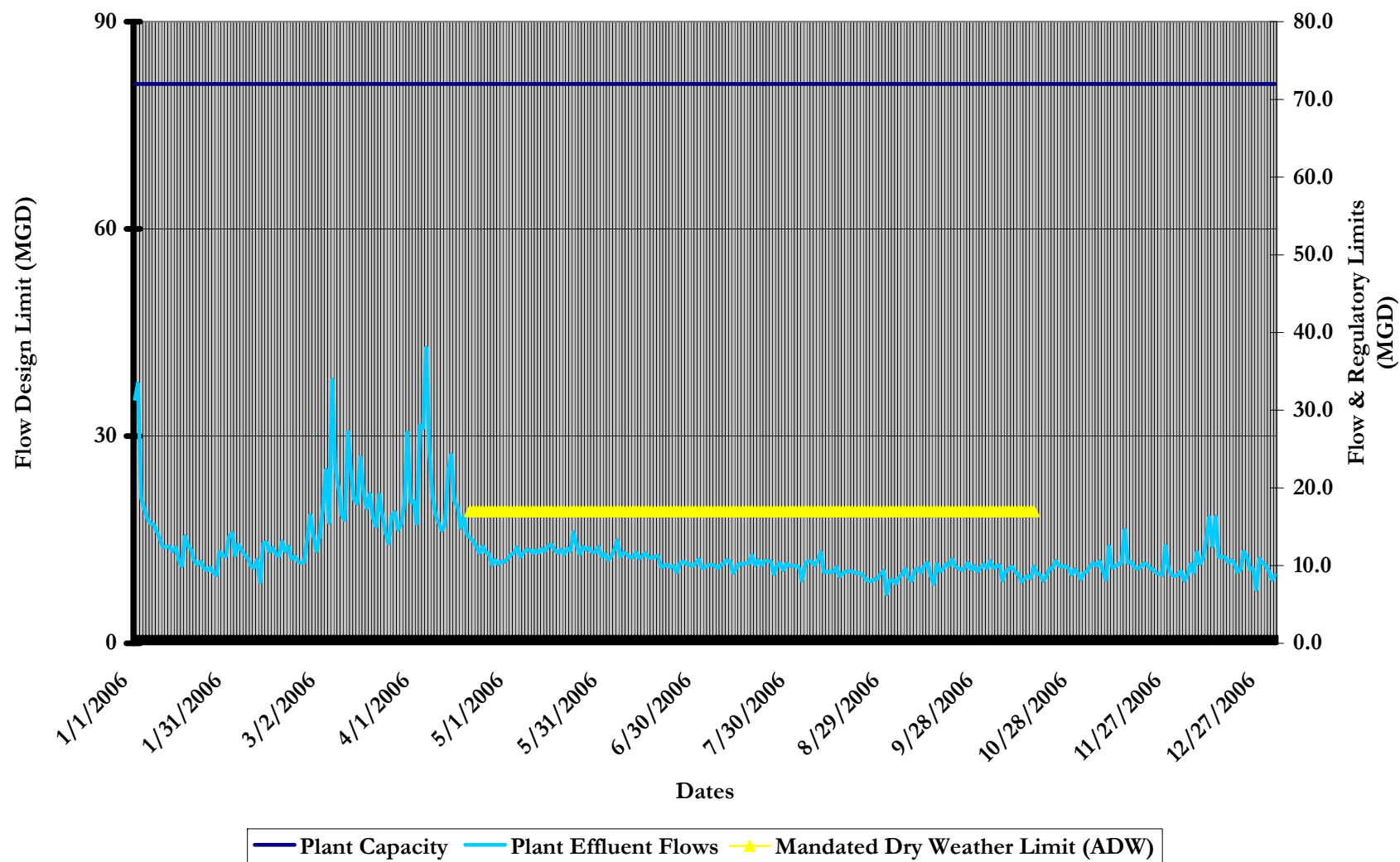
The minimum monthly average requirement for BOD removal in the plant's effluent was 85% until BOD limits were replaced with TOC per Board Order R3-2005-0003, as amended by letter on November 20, 2006. The lone violation of the BOD limit was in May 2006, when the average monthly BOD removal was 84.04%. Plant process information and performance data were reviewed for analyses of this violation. There was no discernible cause of the violation for the violation other than that plant effluent BOD values were relatively high for May 2006, although the monthly average for effluent was within permit limits and the national secondary standards.

Finally, the data indicate that compliance with the WDR and MRP requirements has been good, and no problems are anticipated for 2007.

The remainder of this section of the report includes data summaries and graphs of select data including those from the sampling methods including the new integrative method. Additionally, all data referenced in this section are included in the Discharger Self-Monitoring Program, MRP No 00-044.

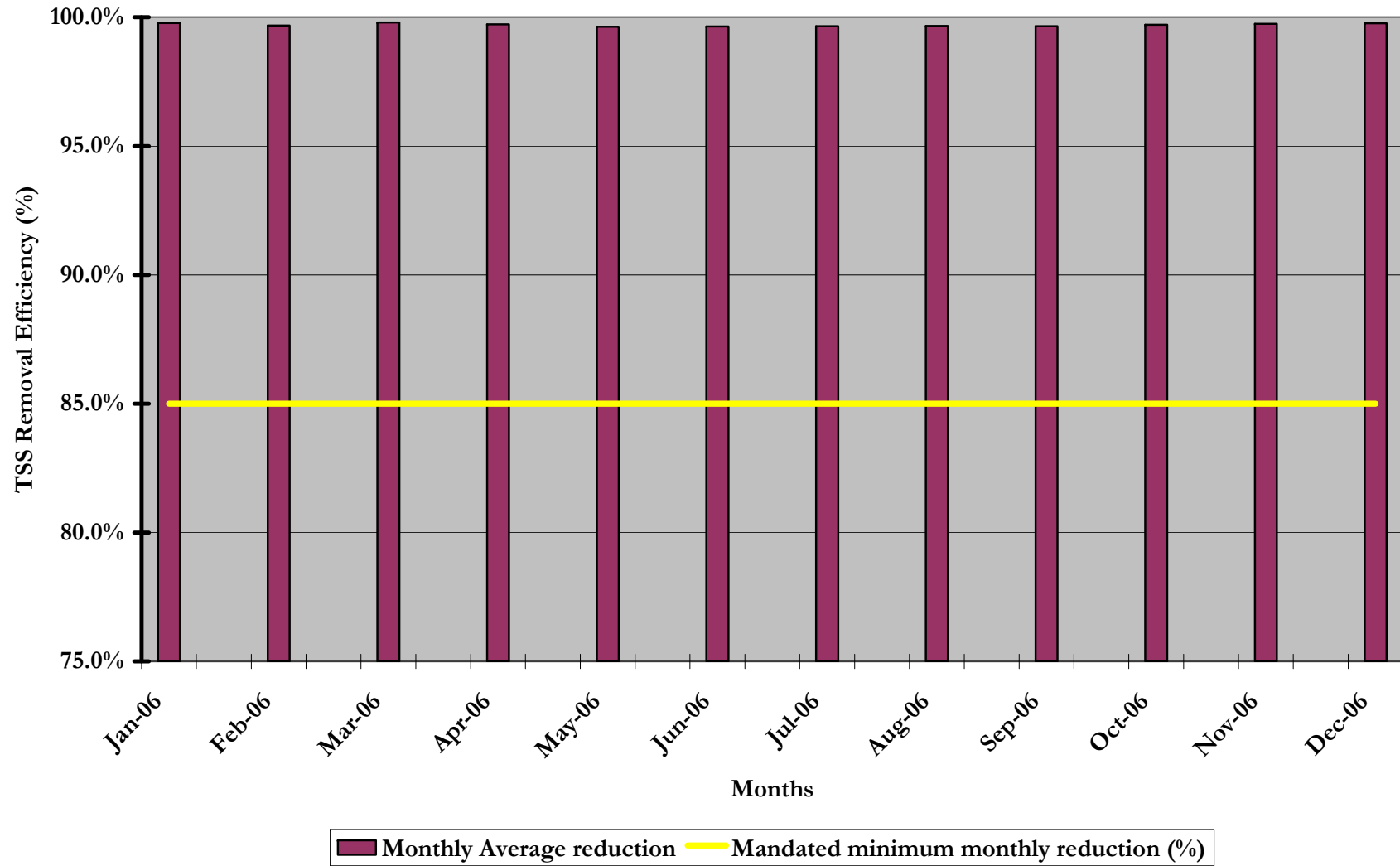
Monthly Averages	Influent Flow	Effluent Flow	City Influent Flow	County Influent Flow
Units	MG	MG	MG	MG
January	14.2	13.6	8.6	5.6
February	11.9	11.8	7.6	4.3
March	17.5	18.8	10.9	6.6
April	15.8	16.4	9.4	6.4
May	11.3	12.0	6.8	4.6
June	9.0	10.8	4.5	4.5
July	9.4	10.1	4.7	4.6
August	8.4	9.1	3.9	4.5
September	8.2	9.4	3.8	4.4
October	8.5	9.3	4.2	4.3
November	8.8	10.0	4.4	4.4
December	9.4	10.6	4.8	4.6
Annual Average	11.0	11.8	6.1	4.9
Annual High	17.5	18.8	10.9	6.6

Daily Effluent Flows (2006)



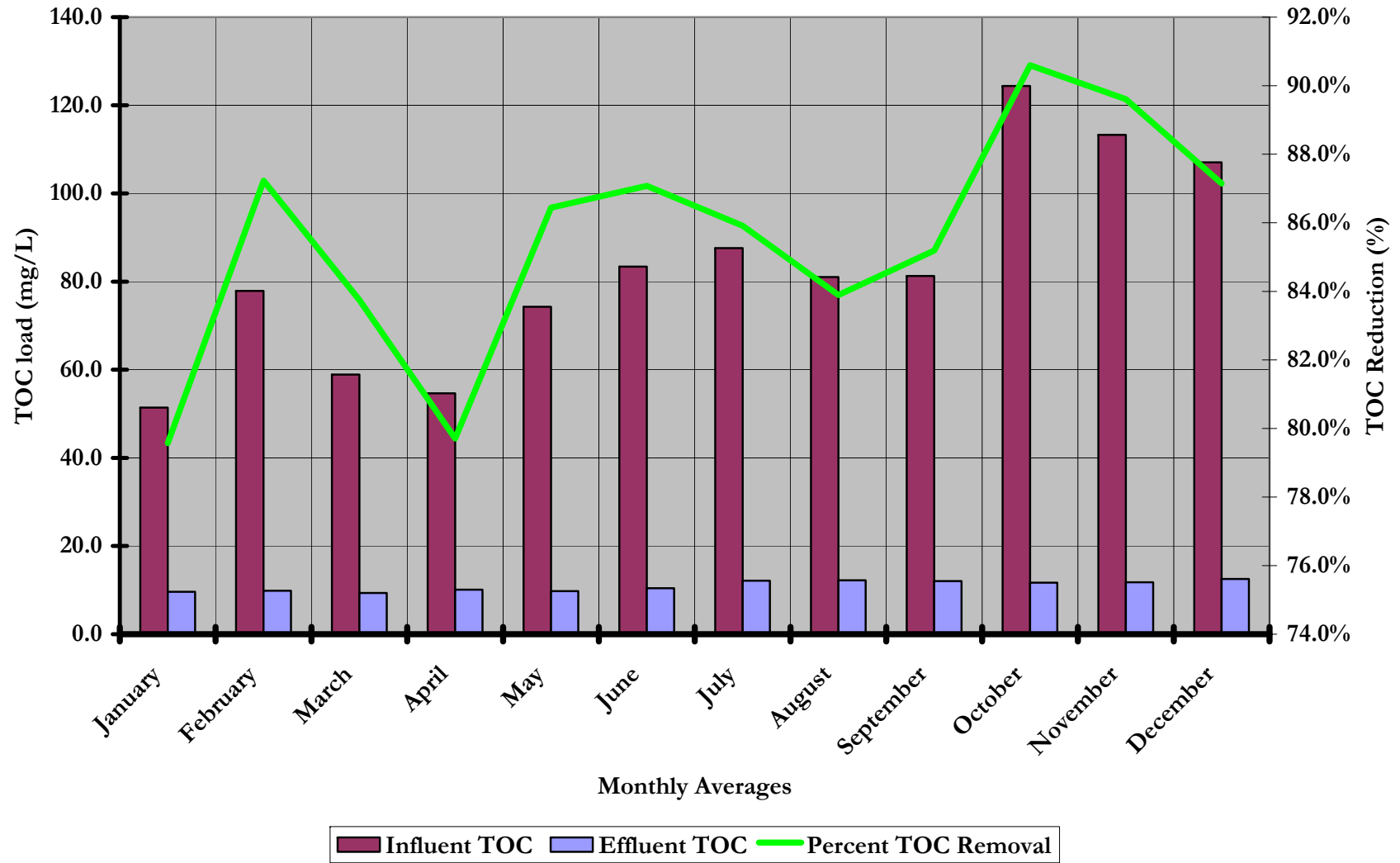
Monthly Averages	Influent TSS	Effluent TSS	Effluent TSS	Effluent TSS	TSS Removal
Units	mg/l	mg/l	lb/day	kg/day	%
January	153.4	4.1	537.2	243.7	97.2%
February	204.3	3.2	321.5	145.8	98.3%
March	143.8	4.4	813.8	369.1	97.0%
April	162.3	3.3	508.8	230.8	97.8%
May	189.2	2.8	276.9	125.6	98.5%
June	215.9	3.1	277.9	126.0	98.5%
July	236.3	3.5	293.5	133.1	98.5%
August	241.8	3.9	297.1	134.8	98.4%
September	278.7	3.6	285.9	129.7	98.7%
October	339.8	4.4	338.7	153.6	98.7%
November	325.9	4.8	399.3	181.1	98.5%
December	296.0	5.1	460.3	208.8	98.3%
Annual Average	232.3	3.8	400.9	181.9	98.2%
Annual High	339.8	5.1	813.8	369.1	98.7%

Load Reduction Efficiency (%TSS Reduction) - 2006



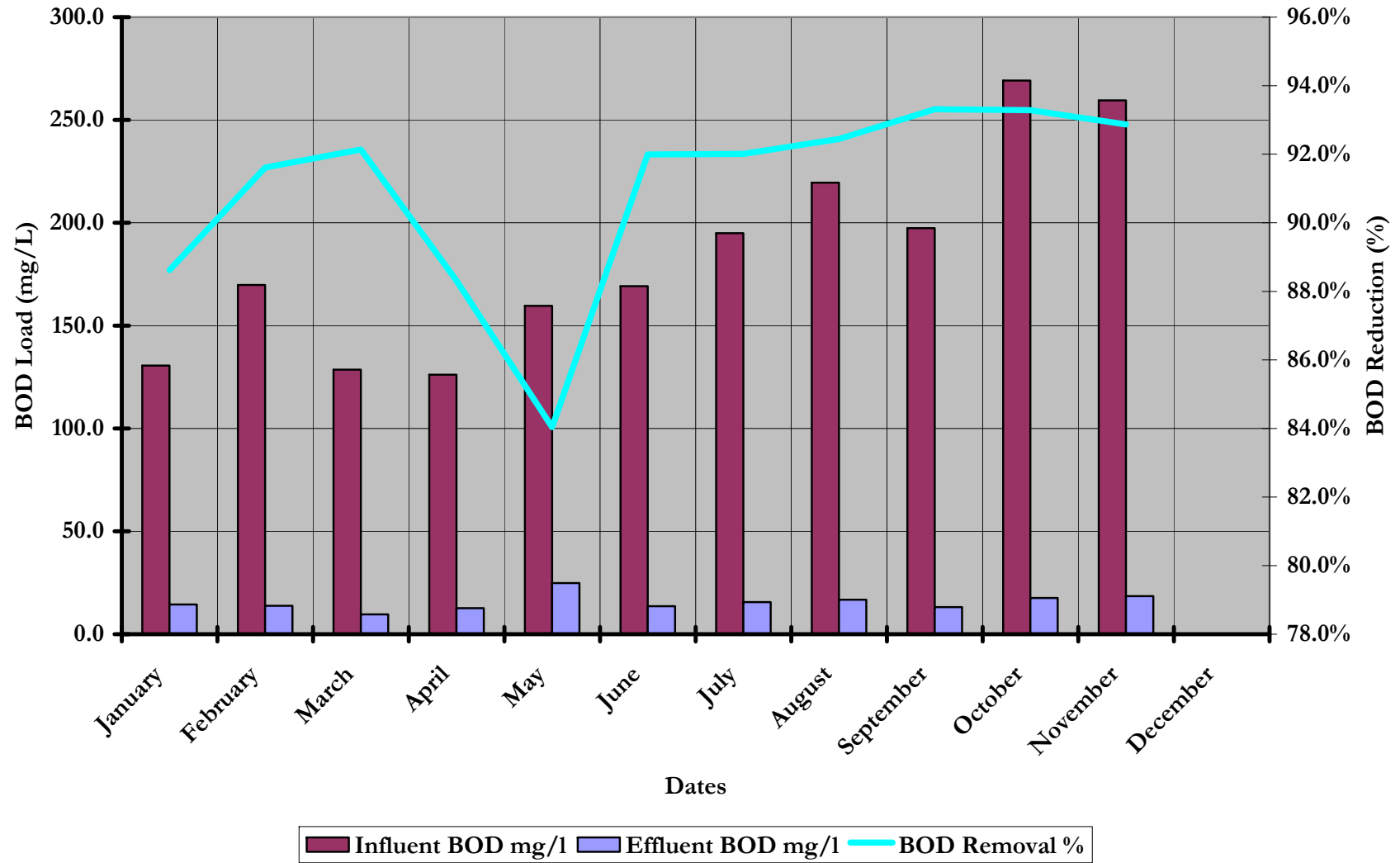
Monthly Averages	Influent TOC	Effluent TOC	Effluent TOC	Effluent TOC	TOC Removal
Units	mg/l	mg/l	lb/day	kg/day	%
January	51.4	9.6	4,944.7	2,242.9	79.6%
February	77.9	9.9	7,978.1	3,618.8	87.2%
March	58.9	9.4	8,759.3	3,973.2	83.7%
April	54.6	10.1	6,557.7	2,974.5	79.7%
May	74.3	9.8	1,017.5	461.5	86.4%
June	83.4	10.4	963.3	437.0	87.1%
July	87.6	12.1	1,033.0	468.6	85.9%
August	81.0	12.2	945.1	428.7	83.9%
September	81.3	12.0	959.8	435.4	85.2%
October	124.4	11.7	895.9	406.4	90.6%
November	113.3	11.8	989.2	448.7	89.6%
December	107.1	12.5	1,163.1	527.6	87.1%
Annual Average	82.9	11.0	3,017.2	1,368.6	85.5%
Annual High	124.4	12.5	8,759.3	3,973.2	90.6%

TOC Removal Efficiency 2006



Monthly Averages	Influent BOD	Effluent BOD	Effluent BOD	Effluent BOD	BOD Removal
Units	mg/l	mg/l	lb/day	kg/day	%
January	130.6	14.4	1,407.7	638.5	88.6%
February	169.8	13.8	1,433.8	650.4	91.6%
March	128.6	9.6	1,465.4	664.7	92.1%
April	126.2	12.6	1,736.8	787.8	88.3%
May	159.6	24.8	2,583.3	1,171.8	84.04%
June	169.2	13.6	1,215.2	551.2	92.0%
July	195.0	15.6	1,318.1	597.9	92.0%
August	219.5	16.8	1,089.1	494.0	92.4%
September	197.4	13.2	1,008.3	457.3	93.3%
October	269.2	17.6	1,285.9	583.3	93.3%
November	259.5	18.5	1,601.5	726.4	92.9%
December	ND	ND	ND	ND	ND
Annual Average	184.1	15.5	1,467.7	665.8	91.0%
Annual High	269.2	24.8	2,583.3	1,171.8	93.3%

BOD Removal Efficiency 2006



Monthly Averages	Influent pH	Effluent pH	Influent Settleable Solids	Effluent Settleable Solids	Influent Oil & Grease	Effluent Oil & Grease	Effluent Oil & Grease	Effluent Oil & Grease
Units	SI	SI	ml/l	ml/l	mg/l	mg/l	lb/day	kg/day
January	7.1	6.8	11.5	<0.05	24.4	<5	<408.7	<185.4
February	7.2	6.9	11.8	<0.05	16.0	<5	<50.2	<22.8
March	7.0	6.8	8.2	<0.05	14.8	5.2	1,177.4	534.1
April	7.2	6.8	9.1	<0.05	42.0	<5	<1,015.0	<460.4
May	7.4	6.9	13.7	<0.05	19.6	<5	<479.6	<217.5
June	7.3	7.0	11.2	<0.05	25.0	<5	<487.9	<221.3
July	7.4	6.9	15.8	<0.05	20.5	<5	<433.7	<196.7
August	7.4	7.0	16.1	<0.05	18.0	<5	<386.1	<175.2
September	7.2	7.0	13.9	<0.05	18.5	<5	<384.1	<174.2
October	7.4	6.9	20.9	<0.05	35.1	<5	<379.4	<172.1
November	7.4	7.0	17.6	<0.05	39.8	<5	<386.6	<175.5
December	7.3	7.0	15.7	<0.05	31.5	<5	<429.5	<195.0
Average	7.3	6.9	13.8	<0.05	25.4	<5.0	<1,177.4	<534.1
High	7.4	7.0	20.9	<0.05	42.0	<5.0	1,177.4	534.1

Monthly Averages	Effluent Ammonia-N	Sludge Quantity	Sludge Reuse	Effluent Nitrate	Effluent Silicate	Effluent Phenols (Quarterly)
Units	ug/l	Tons	Tons	mg/l	mg/l	mg/L
January	7,750.0	36.9	36.9	4.9	6.2	<0.001
February	11,600.0	41.0	41.0	0.02	28.0	
March	8,000.0	43.6	43.6	7.6	31.0	<0.001
April	8,000.0	42.2	42.2	2.3	24.0	
May	31,100.0	44.1	44.1	8.2	32.0	
June	24,381.8	41.6	41.6	3.7	32.0	
July	27,481.8	38.8	38.8	8.3	36.0	<0.001
August	24,723.1	43.0	43.0	7.7	37.0	
September	18, 600.0	40.0	40.0	8.1	41.0	0.001
October	43,800.0	43.7	43.7	5.5	38.0	
November	23,941.7	45.1	45.1	9.6	39.0	
December	27,800.0	39.5	39.5	10.0	34.0	
Annual Average	21,688.9	41.6	41.6	6.0	31.5	<0.001
Annual High	43,800.0	45.1	45.1	10	41.0	0.001

Sample Composite dates	Wet season 06	Wet season 06	Removal Efficiency (%)
Pollutants	Influent (mg/L)	Effluent (mg/L)	
Acenaphthene	0.11	0.017	84.5
Acenaphthylene	<0.10	<0.10	90 (estimate)
Anthracene	<0.10	0.01	
Benzo(a)anthracene	<0.10	0.028	
Benzo(b)fluoranthene	<0.10	<0.10	
Benzo(k)fluoranthene	<0.10	<0.10	72 (estimate)
Benzo(g,h,i)perylene	<0.10	<0.10	
Benzo(a)pyrene	<0.10	<0.10	
Chrysene	<0.10	0.036	
Dibenzo(a,h)anthracene	<0.10	<0.10	63 (estimate)
Fluoranthene	0.24	0.12	
Fluorene	0.12	0.019	
Indeno (1,2,3-cd) pyrene	<0.10	<0.10	
1-Methylnaphthalene	0.19	0.011	94
2-Methylnaphthalene	0.15	0.025	83
Naphthalene	<0.10	<0.10	87
Phenanthrene	0.47	0.06	
Pyrene	0.29	0.16	45

Metals	Influent	Effluent	Reporting Limit	Removal Efficiency (%)
Cadmium (ug/L)	<10	<10	10	17 89(estimate) 89
Chromium (ug/L)	29	24	10	
Copper (ug/L)	98	<10	10	
Iron (ug/L)	1,270	132	20	
Lead (ug/L)	<20	<20	20	
Nickel (ug/L)	<10	<10	10	70
Silver (ug/L)	<3	<3	3	
Zinc (ug/L)	248	74	10	
Total Phosphorus (mg/L)	6.4		2.5	
Kjeldahl Nitrogen (TKN) (mg/L)	44		1.0	
Nitrate (mg/L)	<0.20		0.2	95 (estimate) 21.3
Phenol (mg/L)	0.021	<0.001	0.001	
Silicates (mg/L)	40	31.5	5.0	

SECTION II: UPSET, INTERFERENCE, AND PASS-THROUGH

II. Upset, Interference, and Pass-Through

The pretreatment program had three distinct review exercises where Plant and program records were evaluated for upsets, interferences and pass-through in 2006. These included the pretreatment compliance inspection (PCI), the pretreatment compliance audit (PCA) and the annual report development.

There was no incident of pass-through, interference or upset documented throughout the calendar year 2006. (Please refer to data and report summary in Section I. Analyses of Pollutants Identified in Section 307(a) of the Clean Water Act, Pollutants contributing to Pass-Through.)

As a result of the initial implementation of the integrative sampling processes, progress has been made in evaluating trace organic compounds for pass-through in 2006. Although analyses for trace organic compounds were performed with integrative sampling methods followed by analytical methods and provisions of 40CFR 136, many trace compounds were below laboratory detection limits. Therefore the City is continuing to evaluate professional laboratories with expanded capabilities to develop a clearer evaluation of the compounds in the State's modifications to the Ocean Plan during 2007.

In conclusion, the data indicate that compliance with the WDR and MRP requirements has been good, and no problems are anticipated for 2006.

SECTION III:

BASELINE MONITORING REPORTS

III. BASELINE MONITORING REPORTS

Industry Baseline Monitoring Reports (BMR) have been reviewed in order to reflect any changes undertaken by permitted industries during the course of 2006.

Changes in status include:

One **IU, Beach City Gas Station (Groundwater Discharge)** – informed the pretreatment program of their business closure and future intentions through phone dialogue and e-mails. This Gas Station/Food Store closed business on March 2006. Groundwater Discharge Permit # GW0016 was terminated at the end of March 2006. A new long term groundwater discharge permit, # GW0018, has been issued to address future groundwater extraction, treatment, and sewer discharge. This site is currently waiting for plan approval to proceed with the construction of a coffee shop.

One **IU, City of Santa Cruz Water Department** – was issued a new Wastewater Discharge Permit for a proposed Desalination Pilot Plant that is not in operation yet. Consequently, no discharge to sewer has taken place and no sampling has been performed to date. The IU has continued to update the pretreatment program on a quarterly basis that the project is not yet in operation.

One **SIU, Santa Cruz Port District** – did not operate their bilge water pump out system throughout 2006. They have reconfigured the system so it no longer requires oil separation and subsequent pretreatment and disposal to the POTW. Therefore, SC Port District will no longer be required to monitor semi-annually or renew their permit in 2007. The system collects bilge water only and it is hauled off site for disposal by a local HAZMAT handler. Manifests will be reviewed at future inspections.

One **IU, Valero Gas Station, (Mission Street)** - informed the pretreatment program of their business closure and future intentions through phone dialogue and e-mails. This Gas Station has discontinued on-site groundwater extraction, treatment, and discharge to sanitary sewer. This site is now using in-situ oxygen diffusion remediation which requires zero discharge to sanitary sewer.

The following is the current version of the City's Baseline Monitoring Report Form as made available to the public through the City's website at <http://www.ci.santa-cruz.ca.us/pw/environmental/baselinerreport.pdf>

CITY OF SANTA CRUZ PRETREATMENT PROGRAM

INSTRUCTIONS FOR BASELINE MONITORING REPORT

Following are instructions for filling out the "Information Requirements for Baseline Monitoring Report" form:

1. Briefly describe the nature of business or service performed at this facility. This description should include all manufacturing processes, including those not related to the categorical industry (use additional sheets if necessary).
2. Give the production rate of this facility (usually given as an annual average production or monthly average).
3. Provide the appropriate Standard Industrial Classification (SIC) code for this facility.
4. Self-explanatory.
5. Provide average and maximum waste flows from all regulated process streams. If process waste streams are combined either with other process waste streams or non-process (sanitary, cooling water, etc.) waste streams, these individual flow rates should be given.
6. Each industrial user will sample, analyze and report on all regulated pollutants specific to each process (refer to appropriate subcategory in regulations for specific pollutants). An attachment should be provided indicating the types of samples (i.e., grab, composite, flow proportioned) the frequency and number of samples; time, date, and locations of the sampling events; and certification that the method of analysis meets the regulatory requirements. The facility must ascertain whether it can meet the 30-day average, calculated average, daily maximum or calculated maximum limit.

All pretreatment standards are process related and a facility must comply with the standard at the end of each regulated process. However, EPA recognizes that many facilities combine their wastewater process lines, cooling water, and sanitary wastes prior to treatment or discharge to municipal sewers. Hence, a facility can sample at a combined point, but will need to adjust the categorical limit by employing the Combined Waste stream Formula which is contained in Section 403.6(e) of the General Pretreatment Regulations (Federal Register January 28, 1981). If this is the case with your facility, you must employ the formula and provide all additional data used for calculations. For further explanation, please refer to 40 CFR 403.6(e).

7. If answer was yes, skip Question 8, and go to Question 9.
8. An explanation is needed describing how the facility intends to meet Categorical Standards. If additional pretreatment and/or operations and maintenance are required, then an attachment must be provided describing the proposed system and a schedule of dates for commencement and completion of events leading to the construction and operation of the system.
9. Any other environmental control permits (i.e., NPDES, hazardous material, etc.) held by this facility must be listed.

CITY OF SANTA CRUZ PRETREATMENT PROGRAM

INFORMATION REQUIREMENTS FOR BASELINE MONITORING REPORT

Facility Name _____

Owner/Operator _____

Address _____

- 1) Briefly describe the products produced and manufacturing process used in your operation

_____.

- 2) Production Rate: _____

- 3) SIC Code: _____

- 4) Facility Diagram: Attach a copy of your facility flow schematic diagram of all regulated process, including points of discharge to the sanitary sewer system.

- 5) Wastewater Flow Measurement:

Regulated Process (Type)	Daily Average (gal/day)	Daily Maximum (gal/day)	Estimated (E) or Measured (M)
-----------------------------	----------------------------	----------------------------	----------------------------------

_____	_____	_____	_____
-------	-------	-------	-------

_____	_____	_____	_____
-------	-------	-------	-------

Non-Regulated Process (Type)	Daily Average (gal/day)	Daily Maximum (gal/day)	Estimated (E) or Measured (M)
---------------------------------	----------------------------	----------------------------	----------------------------------

_____	_____	_____	_____
-------	-------	-------	-------

_____	_____	_____	_____
-------	-------	-------	-------

_____	_____	_____	_____
-------	-------	-------	-------

- 6) Measurement of Pollutants: Attach the most recent results from the sampling and analysis during normal working hours of all regulated process streams including the following information:

- Sample Type (i.e., flow proportional, composite, grab)
- Frequency of Samples
- Time, date, and location of sampling event
- Method of analysis
- Comparison of results with applicable pretreatment standards

f. If alternate limits (i.e., combined wastestream formula) are calculated, include the limit and all supporting data

7) Certification: Are pretreatment standards for your industry being met on a consistent basis by this facility?

☐1 YES ☐2 NO If "yes," go on to Question 9.

8) If answer to number 7 is "no," will additional pretreatment and/or operations and maintenance be required for this facility to meet pretreatment standards?

☐3 YES ☐4 NO

If "no," attach explanation for non-compliance.

If "yes," attach a description of the required pretreatment and/or operations and maintenance to gain compliance, and include schedule of dates for commencement and completion of events leading to the construction and operation of this additional pretreatment.

9) List any other environmental control permits held by this facility:

_____	_____
_____	_____
_____	_____

I have personally examined and am familiar with the information submitted on this form and attachments. Based upon my inquiry of those individuals immediately responsible for obtaining the information reported herein, I believe that the submitted information is true, accurate and complete. I am aware that there are significant penalties for submitting false information, as dictated by 40 CFR 403.12(m).

Signature of Official

Date

Title of Official

SECTION IV: LIST OF INDUSTRIAL USERS

SECTION IV LIST OF INDUSTRIAL USERS

The following section includes lists of Industrial Users within the reach and purview of the Pretreatment program in 2006.

The list of permitted industrial users includes a breakdown of categorical industrial users, significant industrial users, dry cleaners, and treated groundwater dischargers. The “Complete Business Listing by Class” includes all users subject to inspection and is organized by type of business.

Complete Business Listing by Class

<u>CLASS</u>	<u>IU Name</u>	<u>IU Number</u>	<u>Business Address</u>	<u>STATUS</u>
AUTO BODY				
	Advanced Collision Centers	AB0001	122 Hubbard St.	OPEN
	Bordner Auto Body	AB0002	130 Center St.	OPEN
	Canepa Design	AB0013	1191 Water St. 211	OPEN
	Chuck Fanucci Auto Body	AB0004	Mcpherson St. 113 Watson	OPEN
	Collins Auto Body	AB0003	St. 2119	OPEN
	GMP Speed and Machine	AB0017	Delaware Ave.	OPEN
	Harrison Auto Body	AB0005	1006 Water St. 105 Bronson	CLOSE
	La Vars Auto Body	AB0014	St. 251	OPEN
	Perrigos	AB0006	Washington St. 1800 Soquel	OPEN
	Rolfs Auto Body	AB0007	St.	CLOSE
	Santa Cruz Auto Body Inc.	AB0009	324 River St.	OPEN
	Scotts Body Shop	AB0011	140 Center St. 815 Almar	OPEN
	T. & J. Autobody	AB0016	Ave.	OPEN
	TDKS	AB0012	125 River St.	CLOSE
	Westons Auto	AB0015	1298 Fair Ave.	OPEN

AUTO DEALER

North Bay Ford Dealership	AD0001	1999 Soquel Ave.	OPEN
Pacific Coast Interprises	AD0005	1266 Soquel Ave.	OPEN
Santa Cruz Dodge	AD0006	1616 Soquel Ave.	OPEN
Santa Cruz Nissan/Volkswagen	AD0007	1616 Soquel Ave.	OPEN
Subaru of Santa Cruz	AD0008	1219 Soquel Ave.	OPEN

AUTO DETAIL

Santa Cruz Auto Detail Shop	ADT003	1207 Water St.	OPEN
Water St. Auto Detail	ADT004	1025 Water St.	OPEN

AUTO ELECTRIC

Auto Electric Specialist	AE0001	397 Coral St.	CLOSE
Tims Auto Electric	AE0002	226 Benito St.	OPEN

AUTO FORKLIFTS

K Lift Service Co Inc.	AF0001	1360 Burton Ave.	CLOSE
------------------------	--------	------------------	-------

<u>CLASS</u>	<u>IU Name</u>	<u>IU Number</u>	<u>Business Address</u>	<u>STATUS</u>
--------------	----------------	----------------------	-----------------------------	---------------

AUTO PARTS STORES

C. Obert and Company	APS001	2131 Delaware Ave.	CLOSE
Santa Cruz Auto Parts	AP0001	1919 Soquel Ave.	OPEN

AUTO RENTAL

Autoworld Sales and Leasing	ART007	725 Soquel Ave.	OPEN
Avis Rent a Car	ART008	630 Ocean St.	OPEN
Budget Car and Truck Rental	ART006	919 C, Ocean St.	OPEN
Enterprise Rent A Car	ART003	1303 Ocean St.	OPEN
Hertz Local Edition	ART009	130 Center St.	OPEN
Hertz Local Edition	ART001	2125 Delaware Ave.	CLOSE
Laidlaw Transportation Services	ART010	117 Fern St.	OPEN
Ryder Truck Rental & Thrifty Car Rental	ART005	1010 Water St.	OPEN
The Z Zone	ART011	703 Pacific Ave.	OPEN
Thrifty Car Rental	ART004	1303 Ocean St.	CLOSE

AUTO REPAIR

A-1 Mobile Service	AR0042	743 Sanborn Pl.	OPEN
AAAA Elite Auto Service	AR0002	110 Stanford Ave.	CLOSE
Aamco Transmissions	AR0052	1915 Soquel Ave.	OPEN
Advanced Auto	AR0003	1025 Water St.	OPEN
Ainsworth Santa Cruz	AR0004	220 "A" Front St.	OPEN
B and E Mobile Repair	AR0005	134 Fernside St.	OPEN
Bear Service	AR0006	112 Coral St.	CLOSE
Big O Tires	AR0050	1025 Water St.	OPEN
C & C Auto Service	AR0009	318 River St.	CLOSE
Cashs Automotive Service	AR0010	619 River St.	OPEN
Central Coast Citroen	AR0011	318 Morrissey Blvd.	OPEN
Chandler Auto Repair	AR0012	501 Soquel Ave.	CLOSE
Chuck Manning Auto Services	AR0038	1000 Water St.	OPEN
Clutch House Inc.	AR0013	1203 Water St.	OPEN
Comprehensive Mechanics	AR0020	115 Mcpherson St.	OPEN
Eastman Motors	AR0014	325 Ingalls St.	OPEN
Eurotechs	AR0016	211 Cedar St.	OPEN
Fidelity Automotive	AR0017	916 Soquel Ave.	OPEN
Gerry Brown Imported Car Service Inc,	AR0007	318 River St.	CLOSE
Graniterock-Fleet Maintenance Yard	AR0039	129 Coral St.	OPEN
Hashimoto Toyota Auto Repair	AR0018	226 Benito Ave.	CLOSE
Hennings Werkstatt Inc.	AR0019	1025 Water St.	OPEN
J.V. Tire & Truck Accessories	AR0048	220 Lincoln St.	OPEN
Jiffy Lube, Store # 2334	AR0055	1705 Soquel Ave.	OPEN

<u>CLASS</u>	<u>IU Name</u>	<u>IU Number</u>	<u>Business Address</u>	<u>STATUS</u>
	Jim Ludy Automotive Maintenance	AR0022	501 Soquel Ave.	OPEN
	Legacy Automotive	AR0021	318 River St.	OPEN
	Marty Mechanic	AR0046	1915 15th Ave.	OPEN
	Mechanic on Wheels	AR0051	295 Day Valley	CLOSE
	Midas Muffler Shop	AR0023	1218 Ocean St.	OPEN
	Mobile German Auto Works	AR0054	1743 Escalona Dr.	OPEN
	Mobile Mechanic H & D	AR0024	222 Columbia St.	OPEN
	Monterey Bay Automotive	AR0047	318-C River St.	OPEN
	Polar Radiator Service Inc.	AR0025	114 Coral St.	OPEN
	Putney and Perry	AR0027	325 Front St.	OPEN
	Quality Automotive	AR0044	908 Ocean St.	OPEN
	R & V Fields Brakes	AR0028	1000 Water St.	CLOSE
	Rene's Auto Repair	AR0049	501 Soquel Ave.	OPEN
	RPM Auto and Truck	AR0036	1025-C Water St.	
	RPM Auto Repair	AR0037	1025-C Water St.	OPEN
	Rustys Honda and Mazda Repair	AR0029	318 River St.	OPEN
	Santa Cruz Auto Tech	AR0030	738 Branciforte Ave.	OPEN
	Santa Cruz Automotive	AR0045	124 Benito St.	OPEN
	Santa Cruz Import Truck Service	AR0031	132 Benito Ave.	OPEN
	Santa Cruz Motorsports	AR0008	211 Cedar St.	OPEN
	Stanford Ave. Garage	AR0041	110 Stanford Ave.	OPEN
	The Engine Room	AR0015	125 Front St.	OPEN
	Volks Café	AR0043	1823 Soquel Ave.	OPEN
	Water Star Motors	AR0033	318-A River St.	OPEN
	Westside Brake and Muffler Repair	AR0034	116 Mc Pherson St.	CLOSE
	Wheel Works	AR0040	220 Front St.	OPEN
	Wilson's Tire & Service	AR0053	1807 Soquel Ave.	OPEN
	Work Force	AR0035	312 May Ave.	OPEN

AUTO SALES

AA Low Cost Auto Rental And Sales	AS0001	310 Front St. 1800 Soquel	CLOSE
Auto Zone	AS0002	Ave.	OPEN
AutoRose	AS0003	1215 Water St.	CLOSE
Beach Auto Sales/Pacific Avenue Motors	AS0008	512 Pacific Ave. 1303 Ocean	OPEN
Beach Front Auto Wholesales	AS0004	St.	CLOSE
Car Store Santa Cruz	AS0006	1025 Water St. 1926 Soquel	CLOSE
Cheney Used Car Lot, Al	AS0005	Ave. 512 Pacific	CLOSE
LBCO	AS0007	Ave.	CLOSE
Premier Auto	AS0009	1025 Water St.	OPEN

<u>CLASS</u>	<u>IU Name</u>	<u>IU Number</u>	<u>Business Address</u>	<u>STATUS</u>
--------------	----------------	----------------------	-----------------------------	---------------

AUTO TOWING

Lifesaver Towing	AT0002	505 River St.	OPEN
North County Recovery and Towing Inc.	AT0001	1210 Fair Ave.	OPEN

AUTO WASH

Bei Scott Car Wash/Mission	AW0001	2321 Mission St.	OPEN
Bei Scott Car Wash/Water	AW0003	827 Water St. 2001 Soquel	OPEN
Whalers Car Wash	AW0002	Ave.	OPEN

AUTO-MOTORCYCLE SALES

Cycle Revolution	AM0001	322 Pacific Ave. 2119	OPEN
Santa Cruz Custom Motorcycles	AMS001	Delaware Ave. 1148 Soquel	OPEN
Santa Cruz Harley Davidson Inc	AM0002	Ave. 2119	OPEN
SC Custom Motorcycles	AM0003	Delaware Ave.	OPEN

BAKERY

Allbright Donut Shoppe	000007	1055 Water St. 104 Bronson	OPEN
Aunt Netties Bakery	000009	St.	CLOSE
Bagelry on Cedar Street	000011	320 Cedar St. 1636	OPEN
Bagelry on Seabright Avenue	000010	Seabright Ave. 104 Bronson	OPEN
Beckmans Bakery	000019	St. 2341 Mission	OPEN
Beckmans Old World Bakery	000020	St. 104 Bronson	OPEN
Black China Bakery	000024	St. 1222 Mission	OPEN
Cefieros Donuts	000050	St. 220 Sylvania	CLOSE
Costco/Bakery Department	000059	Ave. 1129 Mission	OPEN
Emilys Good Things To Eat	000079	St. 2227 Mission	OPEN
Ferrells Donut Shop #1	000086	St. 1403 Ocean	OPEN
Ferrells Donut Shop #2	000089	St.	OPEN
Gigi's Bakery and Café	000291	550 River St. 1100 Pacific	OPEN
Hoffmans Bakery	000324	Ave.	OPEN
Kellys French Bakery	000349	401 Ingalls St. 1547 Pacific	OPEN
Kellys French Pastries	000118	Ave. 1705 Mission	CLOSE
La Huixtepecana	000138	St. 1411 Pacific	CLOSE
Noahs New York Bagel	000148	Ave. 303 Potrero	OPEN
Pacific Cookie Company	000255	St. 1203 Pacific	OPEN
Pacific Cookie Company	000162	Ave.	OPEN
Rebeccas Mighty Muffins	000176	514 Front St. 702 Soquel	CLOSE
The Buttery	000226	Ave.	OPEN

<u>CLASS</u>	<u>IU Name</u>	<u>IU Number</u>	<u>Business Address</u>	<u>STATUS</u>
<u>BOAT REPAIR</u>				
	Aquarius Boat Works	BR0004	495 Lake Ave.	OPEN
	Daves Outboard	BR0001	105 Bronson St.	OPEN
	Monterey Bay Marine Engine Co.	BR0002	275 Lake Ave.	OPEN
	Pacific Yachts	BR0003	413 Lake Ave.	OPEN
	Santa Cruz Port District	BW0001	135 Fifth Ave.	OPEN
<u>CONVALESCENT</u>				
	Dominican Rehabilitation Services	CON001	610 Frederick St.	OPEN
	ElderDay Adult Health Care	000077	1410 Ocean St.	CLOSE
	Front Street Residential	000094	126 Front St.	OPEN
	New Life Center	000146	707 Fair St.	OPEN
<u>DRY CLEANER</u>				
	Almar Cleaners and Shoe Repair I	DC0004	857 Almar Ave.	OPEN
	Bariteaus	DC0005	620 Water St.	OPEN
	Classic Cleaners	DC0003	609 Soquel Ave. 1307 Soquel Ave.	OPEN
	Del Mar Cleaners	DC0002	1224 Mission St.	OPEN
	Mission Dry Cleaner	DC0001	511 Cedar St.	CLOSE
	Pacific Dry Cleaners	DC0007	285 Water St.	OPEN
	Vapor Cleaners	DC0006		
<u>ENGINE STEAM CLEAN</u>				
	Isiah's Auto Detailing	ESC001	1025 Water St.	CLOSE
<u>FLEET TRANSPORTATION</u>				
	ABC Sedans and Limousines	FT0008	P.O Box	CLOSE
	Beckman's Bakery (Fleet)	FT0007	104 Bronson St.	OPEN
	Goodwill Industries	FT0001	350 Encinal St.	OPEN
	Graniterock-Concrete Production Yard	FT0002	303 Coral St.	OPEN
	Las Animas Concrete	FT0003	146 Encinal St.	OPEN
	Producers Dairy	FT0005	104 Bronson St.	CLOSE
	U.S. Post Office	FT0009	850 Front St. 251 Sylvania Ave.	OPEN
	United Parcel Service	FT0006	131 Front St.	CLOSE
	Yellow Cab Co.	FT0004		

<u>CLASS</u>	<u>IU Name</u>	<u>IU Number</u>	<u>Business Address</u>	<u>STATUS</u>
FOOD CATER				
	Aunt Netties-Westside	000326	2100 Delaware Ave.	OPEN
	Russos Commercial Kitchen	000185	216 Fern St.	OPEN
	Sushi Now	000330	254 Portrero Ave.	OPEN
FOOD MARKET				
	Albertson's Grocery	000131	911 Soquel Ave.	CLOSE
	California Market	000046	1616 Market St.	CLOSE
	Days Market Liquors & Deli	000065	526 Seabright Ave.	OPEN
	Del Mar Theatre	000323	1124 Pacific Ave.	CLOSE
	Del Pueblo Market	000067	2118 Soquel Ave.	OPEN
	Dos Mini Market	000069	1822 Soquel Ave.	CLOSE
	Esperanza Market	000083	341 Ocean St.	OPEN
	Irenes Kitchen & Deli	000107	354 Washington St.	CLOSE
	La Esperanza Market	000082	1204 Mission St.	OPEN
	Linda Vista Market	000126	2404 Mission St.	CLOSE
	New Leaf Community-Mission St	000145	2151 Mission St.	OPEN
	New Leaf Community-Pacific Avenue	000144	1134 Pacific Ave.	OPEN
	Quality Market	000173	221 Riverside Ave.	OPEN
	Safeway Stores on Mission	000187	2111 Mission St.	OPEN
	Safeway Stores on Morrissey	000186	117 Morrissey Ave.	OPEN
	Shoppers Corner/Meat Dept.	000198	622 Soquel Ave.	OPEN
	Sun Market	000207	220 Liebrandt Ave.	OPEN
	Zannottos Family Markets	000249	700 Front St.	CLOSE
GAS STATION				
	5th Ave Center Inc.	GAS023	2003 Mission St.	OPEN
	Andys BP/Gas & Shop	GAS002	2003 Mission St.	CLOSE
	Arco, Kwik Serve Gas Station	GAS017	1725 Mission St.	OPEN
	Beach City Gas Station	GAS003	1104 Ocean St.	CLOSE

Beacon Gas Station #3735	GAS006	1516 Soquel Ave.	CLOSE
Beacon Station, 1319 Ocean St., #3503			
Valero	GAS004	1319 Ocean St.	OPEN
Beacon Station, 2202 Mission St., #3734	GAS005	2202 Mission St.	CLOSE
Betty's Union Service	GAS010	433 Ocean St.	OPEN
Bobs Chevron Service	GAS008	805 Ocean St.	CLOSE
Chevron-Mission Smog Repair	GAS009	823 Mission St.	OPEN
Gas and Shop	GAS018	2003 Mission St.	CLOSE
Ocean St Chevron	GAS012	404 Soquel Ave.	OPEN
Rod & Ros	GAS014	1024 Water St.	OPEN
Rotten Robbie #35	GAS013	1906 Mission St.	OPEN
Sav on Gasoline	GAS015	1415 Ocean St.	OPEN

<u>CLASS</u>	<u>IU Name</u>	<u>IU Number</u>	<u>Business Address</u>	<u>STATUS</u>
	Shell Gas Station-Ocean St	GAS011	745 Ocean St.	OPEN
	Unocal 76	GAS016	904 Mission St.	OPEN
	Unocal 76, Santa Cruz Gas	GAS019	805 Ocean St.	OPEN
			1505 Soquel Ave.	
	Unocal/Harbor 76	GAS001		OPEN
	Valero Gas and Shop - Mission Street	GAS022	2202 Mission St.	OPEN
	Valero Gas and Shop - Mission Street	GAS021	2202 Mission St.	
			1516 Soquel Ave.	
	Valero Gas and Shop - Soquel Ave	GAS020		OPEN
	Valero Gas and Shop former Bobs			
	Beacon Service	GAS007	335 Mission St.	OPEN

GROUNDWATER

Anderson Pacific Engineering-Laurel		Laurel Street	
Street Bridge	GW0002	Bridge	CLOSE
Beach City Gas Station	GW0016	1104 Ocean St.	OPEN
CALTRANS	GW0001	Mission St.	CLOSE
		1505 Soquel Ave.	
Conoco Phillips Service Station # 4818	GW0003		OPEN
		610 Frederick St.	
Dominican Hospital	GW0012		OPEN
		610 Frederick St.	
Dominican Hospital	GW0006		OPEN
Fins Coffee	GW0018	1104 Ocean St.	OPEN
Former Beach City Gas Station	GW0017	1104 Beach St.	OPEN
		1104 Shaffer Rd.	
Granite Construction Company	GW0008		CLOSE
Pacific States Environmental	GW0015	1104 River St.	OPEN
		1104 Pacific Ave.	
Pacific States Environmental	GW0010		CLOSE

Pacific Union Apartments, Inc	GW0011	1104 Pacific Ave.	CLOSE
Pacific Union Apartments, Inc	GW0013	1104 Pacific Ave.	CLOSE
Santa Cruz Industries	GW0004	1104 Swift St.	OPEN
Ultramar Inc./Beacon Service Station # 735	0002GD	1104 Soquel Ave.	OPEN
Vapor Cleaners Ground Water-Weber, Hayes & Associates	GW0005	1104 Water St.	OPEN
Weber Hayes and Associates	GW0014	1104 Ocean St.	OPEN

HOTEL

Best Western All Suites Inn	000381	500 Ocean St.	OPEN
West Coast Santa Cruz Hotel	000236	175 West Cliff Dr.	OPEN

LABORATORY

Santa Cruz Biotechnology	NC0006	2161 Delaware Ave.	OPEN
--------------------------	--------	--------------------	------

LAUNDRY

Bei Scott Laundry	LY0001	815 Soquel Ave.	OPEN
-------------------	--------	-----------------	------

<u>CLASS</u>	<u>IU Name</u>	<u>IU Number</u>	<u>Business Address</u>	<u>STATUS</u>
---------------------	-----------------------	-------------------------	--------------------------------	----------------------

MANUFACTURING

Anadanzia	MF0003	2125 Delaware Ave.	CLOSE
Anatometal Inc.	MF0009	411 Ingalls St.	OPEN
Bonny Doon Winery	WINE01	328 Ingalls St.	OPEN
Dallas Electronics	MF0006	2151 Delaware Ave.	OPEN
E.V. Moceo	MF0005	1206 Fair Ave.	CLOSE
Good Earth Tea's	MF0002	831 Almar Ave.	OPEN
Harmony Foods	SIU001	2200 Swift St.	OPEN
Johnson Diversey Equipment	MF0004	2841 Mission St.	OPEN
Radiac Abrasives	MF0001	815 Almare Ave.	CLOSE
Santa Cruz Mountain Bikes	MF0010	104 Bronson St.	OPEN
Shens Gallery	0001MF	2117 Delaware Ave.	OPEN
Tobey's Rasp Service	MF0007	719 Swift St.	CLOSE
University Business Park (former	MF0008	2801 Mission St.	OPEN

Wrigley's Building)

MEDICAL LAB

Santa Cruz Medical Clinic	Phot05	2025 Soquel Ave.	OPEN
---------------------------	--------	------------------	------

PHOTOFINISHER

Covello and Covello Photography	Phot04	602 Mission St.	CLOSE
Longs Drugs (Front St.)	Phot01	600 Front St.	OPEN
Longs Drugs (Mission St)	Phot02	1700 Mission St.	OPEN
Rite Aid #5979	Phot06	901 Soquel Ave.	OPEN
		1718 Soquel Ave.	
Walgreen Drug Stores	Phot03		OPEN

PRINTER

Santa Cruz County Sentinel	NC0002	207 Church St.	OPEN
		110A Vernon St.	
Santa Cruz Printery	PRT001		OPEN

PUBLIC AGENCY

City of Santa Cruz Fleet Services	PA0005	1125 River St.	OPEN
City of Santa Cruz Water Treatment Plant	SIU002	715 Graham Hill Rd.	OPEN
City of Santa Cruz, Class III Landfill	NC0004	605 Dimeo Ln.	OPEN
County of Santa Cruz Fleet Services	PA0004	701 Ocean St.	OPEN
		415 Walnut Ave.	
Santa Cruz High School	PA0006		OPEN
Santa Cruz Metro Transit District	PA0003	111 Dubois St.	OPEN
Santa Cruz Metro Transit District	PA0002	120 Golf Club	OPEN
Santa Cruz Metro Transit District	PA0001	1200 River St.	OPEN
University of California Santa Cruz	NC0005	1156 High St.	OPEN

<u>CLASS</u>	<u>IU Name</u>	<u>IU Number</u>	<u>Business Address</u>	<u>STATUS</u>
--------------	----------------	------------------	-------------------------	---------------

RECREATION VEHICLE REPAIR

RV Service Center of Santa Cruz	RVR001	2525 Mission St.	OPEN
		1605 Soquel Ave.	
RVs of Merritt	RVR002		CLOSE

RESTAURANT

418 Front Street Café	000358	418 Front St.	CLOSE
-----------------------	--------	---------------	-------

A & W Family Restaurant	000005	902 Ocean St. 1116 Pacific	CLOSE
Acapulco Restaurant	000001	Ave.	OPEN
Adolfs	000002	525 Water St. 415 Seabright	OPEN
Al Dente	000003	Ave.	OPEN
Aldos Bakery and Pasta	000004	841 Almar Ave.	CLOSE
Aldo's Bakery and Pasta	000312	841 Almar Ave. 616 Atlantic	CLOSE
Aldos Restaurant	000006	Ave.	OPEN
Almar Grill	000314	841 Almar Ave. 1319 Pacific	CLOSE
Ambrosia Café	000378	Ave.	OPEN
Anchor Deli	000299	2332 Mission St. 1108 Pacific	CLOSE
Aqua Blu	000400	Ave. 1547 Pacific	OPEN
Asian Rose Café Downtown	000008	Ave. 1116 Soquel	OPEN
Asian Rose on Soquel	000133	Ave. 1133 Pacific	OPEN
Baja Fresh	000365	Ave.	OPEN
Bakers Square Restaurant	000012	1107 Ocean St.	OPEN
Barosa Grill	000351	515 Cedar St.	OPEN
Baskin Robins	000014	1917 Mission St.	CLOSE
Batish House	000015	1310 Mission St.	OPEN
Beach Street Café	000017	399 Beach St.	OPEN
Beans	000018	901 River St. 1209 Soquel	CLOSE
Beas Koffee Kup	000016	Ave. 1547 Pacific	CLOSE
Benten Restaurant	000021	Ave. 2226 Soquel	OPEN
Between Two Slices	000022	Ave.	OPEN
Big Js Pizza	000023	845 Almar Ave. 1121 Soquel	OPEN
Black China Bakery Café	000375	Ave.	OPEN
Blimpies	000025	1024 Water St.	CLOSE
Boardwalk/Barbary Coast	000026	400 Beach St.	OPEN
Boardwalk/Barnacle Bills	000027	400 Beach St.	OPEN
Boardwalk/Beach Deck	000028	400 Beach St.	OPEN
Boardwalk/Burgers	000029	400 Beach St.	OPEN
Boardwalk/Coasters Bar-Grill	000359	400 Beach St.	OPEN
Boardwalk/Coconut Grove	000030	400 Beach St.	OPEN
Boardwalk/Dipper Diner	000031	400 Beach St.	OPEN
Boardwalk/Fish & Fry	000032	400 Beach St.	OPEN
Boardwalk/Fishermans Galley	000033	400 Beach St.	OPEN
Boardwalk/Funnel Cakes	000034	400 Beach St.	OPEN
Boardwalk/Gyros	000035	400 Beach St.	OPEN

<u>CLASS</u>	<u>IU Name</u>	<u>IU Number</u>	<u>Business Address</u>	<u>STATUS</u>
	Boardwalk/Handout	000036	400 Beach St.	OPEN
	Boardwalk/Hodgies	000037	400 Beach St.	OPEN
	Boardwalk/Hot Dog/Chicken	000038	400 Beach St.	OPEN
	Boardwalk/Pizza Hut/'Taqueria	000039	400 Beach St.	OPEN
	Boardwalk-Surf City Grill	000394	400 Beach St.	OPEN
	Boccis Cellar	000040	140 Encinal St. 1200 Pacific	OPEN
	Borders Café	000289	Ave.	OPEN
	Bread Shop Granola	000042	400 Beach St.	CLOSE
	Bruno's BBQ	000413	303 Protrero St.	OPEN
	Buffalo Bill	000354	107 Leonard St.	OPEN
	Burger King on Mission Street	000041	2015 Mission St. 1302 Soquel	OPEN
	Burger King on Soquel Avenue	000042	Ave.	OPEN
	Burrito & Oriental Express	000043	920 Pacific Ave.	CLOSE
	Café Bella Napoli	000044	502 Water St.	CLOSE
	Café Brazil	000045	1410 Mission St. 2222 East Cliff	OPEN
	Café El Palomar	000391	Dr.	OPEN
	Cafe La Vie	000404	429 Front St.	OPEN
	Café Limelight	000288	1016 Cedar St.	OPEN
	Café Lola	000340	1520 Mission St.	CLOSE
	Café Mare	000335	740 Front St.	OPEN
	Café Puerto Escondido	000409	139 Water St.	OPEN
	Callahans	000047	507 Water St.	OPEN
	Carpos	000337	2018 Mission St.	OPEN
	Casa Blanca	000048	101 Main St. 1011 Pacific	OPEN
	Catalyst	000049	Ave.	OPEN
	Center Street Grill	000408	1001 Center St.	OPEN
	Chai Brewers	000051	306 Protrero St. 1141 Soquel	CLOSE
	Charlie Hong Kong Noodles	000193	Ave. 1222 Soquel	OPEN
	Chill Out Café	000325	Ave.	OPEN
	China One Intl Buffet	000352	525 Water St.	OPEN
	China Station	000052	2301 Mission St.	OPEN
	China Szechwan Restaurant	000053	221 Cathcart St. 1522 Pacific	OPEN
	Chocolate	000096	Ave.	OPEN
	Civic Center/Santa Cruz	000054	307 Church St.	OPEN
	Clouds Downtown	000055	110 Church St.	OPEN
	Club Caution	000386	516 Front St.	OPEN
	Coastline Brewery	000112	120 Union St.	OPEN
	Coffeetopia	000290	1723 Mission St.	OPEN
	Coldstone Creamery	000380	1129 Pacific	OPEN

Cooper St Café	000056	Ave. 725 Front St. 1222 Pacific	CLOSE
Costa Brava on Pacific Avenue	000058	Ave. 505 Seabright	OPEN
Costa Brava on Seabright	000057	Ave.	OPEN
Costa Brava River St.	000338	420 River St. 220 Sylvania	OPEN
Costco/Deli Department	000060	Ave.	OPEN
County Cafeteria	000061	701 Ocean St.	OPEN
County Jail/Foodservices	000062	259 Water St. 1134 Soquel	OPEN
Crepe Place	000063	Ave. 2218 East Cliff	OPEN
Crow's Nest	000361	Dr.	OPEN
Cruisers	000336	429 Front St.	CLOSE
Daffo-Deli Pizza	000064	125 Beach St.	CLOSE
De LaVeaga Golf Course/Restaurant	000066	401 Upper Park Rd.	OPEN
DeLaveaga Elementary School	000310	1145 Morrissey Blvd.	OPEN
Dennys Restaurant	000068	1515 Ocean St. 610 Frederick	OPEN
Dominican Hospital	000259	St.	OPEN
Dominicks Fish & Poultry	000070	118 Coral St.	CLOSE
Dominoes Pizza	000071	2391 Mission St.	OPEN
Donbo Restaurant	000405	103 Lincoln	OPEN
Donnelly Fine Chocolates	000177	1509 Mission St. 1123 Pacific	OPEN
Double Rainbow Café	000072	Ave.	CLOSE
E3 Playhouse	000403	435 Front St. 1108 Pacific	OPEN
El Centro Food Court	000073	Ave.	CLOSE
El Charrito Burrito	000370	1024 Water St.	OPEN
El Paisano Tamales	000074	609 Beach St. 1336 Pacific	OPEN
El Palomar	000075	Ave.	OPEN
El Salvadoreno Restaurant	000076	2106 Mission St.	CLOSE
Elks Lodge No. 824	000078	150 Jewell St.	OPEN
Elm Street Mission	000322	117 Elm St. 537 Seabright	OPEN
Engfer Pizza Works	000302	Ave.	
Engfer Pizza Works	000304	537 Seabright Ave.	
Engfer Pizza Works	000306	537 Seabright Ave.	OPEN
Eriks Deli Café	000081	712 Front St.	OPEN
Eriks Deli, Coral Street	000080	365 Coral St.	CLOSE

Falafel House	000085	113 Walnut St.	OPEN
Falafel Hut	000087	309 Beach St.	OPEN
Falafel Of Santa Cruz	000088	1510 Mission St.	OPEN
Feel Good Foods, Kitchen	000388	306 Protrero St.	OPEN
Foster Freeze East S.C. on Soquel Avenue	000092	1836 Soquel Ave.	OPEN
Foster Freeze on Laurel Street	000091	229 Laurel St.	OPEN
Freddys Taqueria	000093	325 Barson St.	CLOSE
Fresh Prep Kitchens	000401	504-A Front St.	OPEN
Gabriella Café	000095	910 Cedar St.	OPEN
Garage Sports Bar	000321	603 Front St.	OPEN
Gelatomania	000374	110 Cooper St.	OPEN
Golden City	000320	1230 Mission St.	OPEN
Golden West Restaurant	000098	909 Ocean St.	CLOSE
Greek Orthodox Church	000373	223 Church St.	OPEN
Hacienda Taqueria	000355	303 Beach St.	OPEN
		300 La Fonda Ave.	
Harbor High School	000311		OPEN
		325 Evergreen St.	
Harvey West Clubhouse	000099		OPEN
		325 Evergreen St.	
Harvey West Clubhouse	000301		OPEN
		1080 Emeline St.	
Health Services Agency	000104		CLOSE
Herland Café	000100	904 Center St.	CLOSE
		354 Washington St.	
Hernandez Market	000345		OPEN
Hindquarter Bar & Grill	000101	303 Soquel Ave.	OPEN
Hobees Santa Cruz	000102	740 Front St.	CLOSE
Holiday Inn Santa Cruz	000103	611 Ocean St.	CLOSE
Homeless Community Resource Center	000360	115 Coral St.	OPEN
Hoots Yogurt	000307	827 Water St.	CLOSE
		1101 Pacific Ave.	
House of Bread	000303		OPEN
Ideal Bar & Grill	000105	106 Beach St.	OPEN
Il Trullo, Italian Restaurant	000398	503 Water St.	OPEN
		1224 Soquel Ave.	
Ixtayopan Ice Cream and Coffee	000368		CLOSE
Jack In The Box	000108	640 Ocean St.	OPEN
Jacks Hamburgers	000109	202 Lincoln St.	OPEN
Jalapenos Taqueria on Laurel Street	000110	206 Laurel St.	OPEN
		1201 Soquel Ave.	
Jalapenos Taqueria on Soquel Avenue	000111		OPEN
		1550 Pacific Ave.	
Jamba Juice	000278		OPEN
		519 Seabright Ave.	
Java Junction	000113		OPEN
Java Junction River St	000339	580 River St.	OPEN
Jefferys Restaurant	000114	2050 Soquel	OPEN

Jitlada	000328	Ave. 107 Leonard St. 841 Branciforte	CLOSE
Joes Pizza & Subs	000115	Ave.	OPEN
Johnny's Harborside	000389	493 Lake Ave.	OPEN
Juice Hut	000116	2381 Mission St. 1010 Pacific	CLOSE
Jumpin Juice Java	000396	Ave.	OPEN
Jumping Monkey Cafe	000395	418 Front St.	OPEN
K2 Café & Bistro	000117	104 Bronson St.	CLOSE
Kelly's French Pastry	000344	401 Ingals St. 841 Branciforte	OPEN
Kentucky Fried Chicken on Branciforte	000120	Ave.	OPEN
Kentucky Fried Chicken on Mission	000119	1618 Mission St. 1100 Pacific	OPEN
Kiantis Pizza and Pasta	000382	Ave. 1108 Pacific	OPEN
King & I Thai Cuisine	000313	Ave.	CLOSE
King Chwan	000121	415 Ocean St.	OPEN
Kuumbwa Jazz Center	000122	320 Cedar St.	OPEN
L-8 Buffet	000363	431 Front St.	OPEN
La Barrenada	000357	313 Beach St.	OPEN
La Mission Restaurant	000123	1721 Mission St. 609 Frederick	OPEN
La Posada	000124	St.	OPEN
Las Palmas Taco Bar	000125	55 Front St. 541 Seabright	OPEN
Lava Rock Café	000372	Ave. 542 Seabright	CLOSE
Lindas Seabreeze Café	000127	Ave.	OPEN
Lisa's Bakery and Cafe	000402	381 Soquel Ave.	OPEN
Little Ceasers Pizza	000366	233 Ocean St.	OPEN
Little Shanghai Restaurant	000128	1010 Cedar St.	OPEN
Los Cabos Restaurant	000281	313 Beach St.	CLOSE
Los Laureles	000294	233 Ocean St. 2019 Pacific	CLOSE
Los Pinos	000129	Ave.	OPEN
Louden Nelson Center	000130	301 Center St. 1545 Pacific	OPEN
Lulu Carpenters	000084	Ave. 1492 Soquel	OPEN
Mackenzies Kandy Kitchen	000132	Ave. 1133 Pacific	OPEN
Manilla Turo Turo	000155	Ave.	CLOSE
Marcelos The Restaurant	000135	1520 Mission St.	CLOSE
Mariannes Ice Cream	000136	1220 Ocean St. 2100-D	OPEN
Mariannes-Westside Production	000327	Delaware	OPEN
Marinis Downtown	000137	1308 Pacific	OPEN

		Ave.	
Masako Sushi	000406	1520 Mission St.	OPEN
McDonalds Ocean	000139	1210 Ocean St.	OPEN
McDonalds, Mission	000252	1421 Mission St.	OPEN
Mei Garden	000140	533 Ocean St.	OPEN
Metro-Downtown	000329	920 Pacific Ave.	OPEN
Michaels Westside Café	000141	1421 Mission St.	CLOSE
		1222 Soquel	
Mike's Deli	000259	Ave.	
		1222 Soquel	
Mikes Deli and Café	000257	Ave.	CLOSE
Mission Hill Junior High Kitchen	000399	425 King St.	OPEN
Mobo Sushi & The Moon	000142	105 River St.	OPEN
Mountain Roastings Coffee	000143	307 Beach St.	CLOSE
New Wing Wah	000097	107 Leonard St.	CLOSE
		110 Walnut	
Ninety Nine Bottles	000147	Ave.	OPEN
Old Sashmill Café	000150	303 Protrero St.	CLOSE
Omei Sichuan Restaurant	000149	2316 Mission St.	OPEN
		1007 Soquel	
One Double Oh Seven	000151	Ave.	CLOSE
		1547 Pacific	
Oswalds	000152	Ave.	OPEN
		1415 Pacific	
Pacific Avenue Pizza	000153	Ave.	OPEN
		1307 Seabright	
Pacific Cultural Center	000154	Ave.	OPEN
Papa Murphys	000286	1820 Mission St.	OPEN
		1116 Pacific	
Papagayo Mexican Restaurant	000296	Ave.	CLOSE
		1209 Soquel	
Parwana	000346	Ave.	OPEN
		1733 Seabright	
Peach Garden	000013	Ave.	OPEN
		110 Walnut	
Pearl Alley Bistro	000156	Ave.	OPEN
		538 Seabright	
Pearl Chinese Restaurant	000157	Ave.	OPEN
Pergolesis	000158	418 Cedar St.	OPEN
		1409 Pacific	
Petes Coffee & Tea	000159	Ave.	OPEN
Petes Family Restaurant	000160	2018 Mission St.	CLOSE
Pizza Amore	000161	103 Cliff St.	CLOSE
Pizza Hut	000163	1820 Mission St.	CLOSE
		1116 Pacific	
Pizza My Heart	000164	Ave.	OPEN
Planet Fresh Burritos	000165	1003 Cedar St.	OPEN
Plantronics	000412	345 Encinal St.	OPEN
Pleasure Point Pizza	000342	1917 Mission St.	OPEN
Poet & Patriot Irish Pub	000166	320 Cedar St.	OPEN

Polar Bear Ice Cream	000167	389 Coral St. 1224 Soquel	OPEN
Polar Bear Ice Cream on Soquel Ave.	000168	Ave.	CLOSE
Pontiac Grill	000169	429 Front St.	CLOSE
Popas	000170	2332 Mission St. 716 Evergreen	CLOSE
Portuguese Hall	000171	St.	OPEN
Positively Front Street	000172	44 Front St. 1010 Pacific	CLOSE
Quiznos Sub	000383	Ave.	OPEN
Rasoi	000174	1218 Mission St. 1632 Seabright	CLOSE
Real Thai Kitchen	000175	Ave.	OPEN
Red Lantern	000106	1001 Center St.	CLOSE
Red Restaurant and Bar	000410	1003 Cedar St.	OPEN
Ristorante Avanti	000178	1711 Mission St.	OPEN
Ristorante Italiano	000179	555 Soquel Ave.	OPEN
River Café and Cheese Shop	000376	415 River St.	OPEN
River Street Shelter	000104	115 Coral St.	OPEN
River Street Shelter	000180	733 River St.	CLOSE
Rock Café	000331	104 Bronson St.	CLOSE
Rock N Tacos	000181	381 Soquel Ave. 1220 Pacific	CLOSE
Rosie McCanns Irish Pub	000182	Ave.	OPEN
Round Table Pizza	000183	1221 Mission St.	CLOSE
Royal Taj Indian Cuisine	000184	270 Soquel Ave.	OPEN
Sa Tarng	000343	2238 Mission St.	CLOSE
Sabieng Thai House	000295	1218 Mission St.	OPEN
San Pablo Taqueria	000362	429 Front St. 440 Frederick	CLOSE
Santa Cruz Bible Church	000188	St.	OPEN
Santa Cruz Billiards	000189	325 Soquel Ave.	CLOSE
Santa Cruz Brewing Company	000190	516 Front St. 1330 Pacific	CLOSE
Santa Cruz Café & Roasting Co.	000191	Ave.	OPEN
Santa Cruz Diner	000292	909 Ocean St.	OPEN
Santa Cruz Metro Center	000197	920 Pacific Ave.	OPEN
Santa Cruz Operations	000192	400 Encinal St.	CLOSE
Santa Cruz Sports Bar & Grill	000211	1003 Cedar St.	OPEN
Sa-Tarng	000334	2238 Mission St.	OPEN
Saturn Café	000285	145 Laurel St.	OPEN
Saturn Café	000194	1230 Mission St.	CLOSE
Scotty's Café	000385	303 Protrero 519 Seabright	CLOSE
Seabright Brewery	000195	Ave.	OPEN
Seabright Wine & Cheese	000196	519 Seabright Ave.	CLOSE
Shogun Restaurant	000287	1123 Pacific Ave.	OPEN
So Say We	000199	418 Front St.	CLOSE

Soif	000353	105 Walnut Ave.	OPEN
Sri	000371	736 Water St.	OPEN
St Francis Kitchen	000200	205 Mora St.	OPEN
Staff Of Life	000201	1305 Water St.	OPEN
Stagnaro Bros. Seafood	000202	320 Washington St.	OPEN
Starbucks Coffee	000279	1335 Pacific Ave.	OPEN
Storr's Winery	000308	303 Potrero St.	OPEN
Stortis Pizzeria	000203	920 Pacific Ave.	OPEN
Straw Hat Pizza	000390	1221 Mission St.	OPEN
Subway Sandwiches	000205	825 Pacific Ave.	OPEN
Subway Sandwiches	000204	2215 Mission St.	OPEN
Sukeroku Japanese Restaurant	000206	1701 Mission St.	OPEN
Sunshine Villa	000208	80 Front St.	OPEN
Surf Bowl Café	000209	115 Cliff St.	CLOSE
Sushi Totoro	000407	1701 Mission St.	OPEN
Swagat Indian Cuisine	000210	1723 Soquel Ave.	CLOSE
Sweet Spot	000411	827 Water St.	OPEN
Szechwan Garden	000212	617 Pacific Ave.	OPEN
Taco Bell	000213	802 Pacific Ave.	OPEN
Taco Bell 3175 on Soquel Avenue	000215	1404 Soquel Ave.	OPEN
Taco Bell on Mission Street	000214	1405 Mission St.	OPEN
Tacos Morenos on Water Street	000216	1053 Water St.	OPEN
Tacos Morenos Two	000217	303 Beach St.	CLOSE
Takara Japanese Restaurant	000218	1800 Soquel Ave.	OPEN
Tampico Kitchen	000221	822 Pacific Ave.	OPEN
Tams Chinese Restaurant	000219	2403 Mission St.	OPEN
Taqueria Apatzingan	000387	303 Beach St.	OPEN
Taqueria Cancun	000256	528 Seabright Ave.	OPEN
Taqueria El Dandy	000367	920 Pacific Ave.	OPEN
Taqueria La Cabana	000347	2332 Mission St.	OPEN
Taqueria La Mission	000298	920 Pacific Ave.	CLOSE
Taqueria Santa Cruz on Mission Street	000222	2215 Mission St.	OPEN
Taqueria Santa Cruz Two on Soquel Avenue	000223	1002 Soquel Ave.	OPEN
Taqueria Tropical	000377	325 Barson St.	OPEN
Taqueria Vallarta	000364	1101 Pacific Ave.	OPEN
Taqueria Vallarta	000224	608 Soquel Ave.	OPEN
Tarantella	000341	400 Encinel St.	OPEN
Thai House	000225	353 Soquel Ave.	OPEN
Thai Noodle House	000397	2106-A Mission St.	OPEN
Thai Orchid	000348	2238 Mission St.	OPEN

The Buzz	000090	415 River St. 2222 East Cliff	CLOSE
The Kind Grind	000392	Dr.	OPEN
The Noodle House	000369	381 Soquel Ave.	CLOSE
Togos Eatery Mission Street	000227	1917 Mission St.	OPEN
Togos Eatery Ocean Street	000282	902 Ocean St. 1315 Pacific	OPEN
Togos Eatery Pacific Avenue	000228	Ave.	OPEN
Tokyo Shushi	000332	381 Soquel Ave.	CLOSE
Tony & Albas Pizza	000229	817 Soquel Ave. 2222 East Cliff	OPEN
Trinideli	000393	Dr.	OPEN
Turkey Shack	000134	139 Water St. 1101 Pacific	CLOSE
UCSC Building 1101 Pacific	000333	Ave.	CLOSE
UCSC Inn and Conference Center	000350	611 Ocean St.	OPEN
Upper Crust Pizza	000230	2415 Mission St.	OPEN
Vasilis	000231	1501 Mission St.	OPEN
Vegas	000309	325 Barson St.	CLOSE
Veterans Memorial Building	000232	846 Front St. 106 Walnut	OPEN
Walnut Avenue Café	000233	Ave.	OPEN
Washrock	000234	135 Laurel St.	CLOSE
Weinershnitzel	000235	800 Soquel Ave.	CLOSE
Westside Café	000243	2238 Mission St.	CLOSE
Westside Coffee Company	000237	849 Almar Ave.	OPEN
Westside Thai Restaurant	000253	2238 Mission St. 71 SC Municipal	CLOSE
Wharf/ Andys End of the Wharf	000300	Wharf Municipal	OPEN
Wharf/Carniglias	000238	Wharf Municipal	OPEN
Wharf/Dolphin Restaurant	000239	Wharf 460 Municipal	OPEN
Wharf/Gilberts Seafood Grill	000240	Wharf 494 Municipal	OPEN
Wharf/Gildas Family Restaurant	000241	Wharf Municipal	OPEN
Wharf/Marinis Munchies	000242	Wharf Municipal	OPEN
Wharf/Miramar	000243	Wharf 650 Municipal	OPEN
Wharf/Olitas Cantina & Grill	000384	Wharf Municipal	OPEN
Wharf/Riva Fish House	000245	Wharf 650 Municipal	OPEN
Wharf/Seacloud Restaurant	000246	Wharf Municipal	CLOSE
Wharf/Stagnaro Bros. Seafood	000247	Wharf	OPEN
Wired Wash Café	000356	135 Laurel St.	OPEN

X'in Asian Bistro	000379	841 Almar St.	OPEN
Yogurt Delite	000244	1306 Mission St.	OPEN
Zacharys Restaurant	000248	819 Pacific Ave.	OPEN
		1534 Pacific	
Zoccolis Delicatessen	000250	Ave.	OPEN
Zoccolis Pasta House	000251	431 Front St.	CLOSE

SIG CATEGORICAL

Persys Engineering	CAT004	815 Swift St.	OPEN
Salz Leathers	CAT001	1040 River St.	CLOSE
		2300 Delaware	
Texas Instruments	CAT002	Ave.	CLOSE
Yield Masters	003CAT	2501 Mission St.	CLOSE

SIG NON CATEGORICAL

UCSC - 2300 Delaware (former TI building)	NC0007	2300 Delaware Ave.	OPEN
Texas Instruments - S.C. Design Center	TI0001	1201 Shaffer Rd.	CLOSE

SECTION V: 2006 FOURTH QUARTERLY STATUS REPORT

SECTION V 2006 FOURTH QUARTERLY STATUS REPORT

The following section includes the compliance table and summary of industrial users in violation of applicable pretreatment standards in the fourth quarter of 2006.

V. 2006 FOURTH QUARTERLY STATUS REPORT-NARRATIVE SUMMARY

Valero Gas Station (Soquel Ave.) –failed to self monitor during September 2006, as required by Groundwater Discharge Permit # GW002. A phone call followed up by an e-mail warning was issued to the managing consultant, Delta Environmental Engineering, requiring a description of the circumstances which prevented the sampling event. Valero's site project manager as permit holder was also apprised by phone and e-mail. The sampling events during August and October 2006 were both in compliance with local discharge limits.

CITY OF SANTA CRUZ - QUARTERLY STATUS REPORT

4th Quarter, Oct/Nov/Dec 2006

INDUSTRIAL USER NAME & ADDRESS	COMPLIANCE STATUS	PREVIOUS QUARTERS NOT IN COMPLIANCE	PARAMETER	REPORTED LEVEL (ppm)	LIMIT VIOLATED (ppm)	FLOW	CORRECTIVE/ ENFORCEMENT ACTIONS
Valero Gas Station 1516 Soquel Avenue	B,2	0	NA	NA	NA	A	See Summary Attachment

Comment Section

Additional Comments should be footnoted and addressed on an attached sheet.

Flow Key

- A. 0-10,000 gpd
- B. 10,000-30,000 gpd
- C. 30,000-50,000 gpd
- D. 50,000-100,000 gpd
- E. >100,000 gpd

Non-Compliance Status Key

- A. Consistently Achieving Compliance
- B. Inconsistently Achieving Compliance
- C. Significantly violated applicable pretreatment requirements as defined by 40 CFR 403.8 (f)(2)(vii).
- D. On a compliance schedule.
- E. Not achieving compliance and not on a compliance schedule.
- F. Unknown

Compliance Determination

- 1) POTW Sampling
- 2) IU Self-Monitoring
- 3) Combination-1 & 2
- 4) Other (explain)

SECTION VI: SUMMARY OF COMPLIANCE AND ENFORCEMENT ACTIVITIES

VI. SUMMARY OF COMPLIANCE AND ENFORCEMENT ACTIVITIES

The following pages summarize the compliance and enforcement activities relating to the permitted industrial users within the purview of the City of Santa Cruz Pretreatment Program during the calendar year 2006. The section also includes a table describing the enforcement activities of all permitted dischargers during 2006 in the area.

ALMAR CLEANERS - was in compliance throughout 2006.

AQUARIUS BOAT WORKS – Failed to submit their first semi-annual self-monitoring report by July 10, 2006. A Notice of Violation (NOV) was issued on July 13, 2006. The report was received by the required due date in the NOV. City monitoring results from June 12, 2006 show a copper violation. The copper concentration was 1.4ppm which violates the City limit of 0.75ppm. An NOV was issued on July 11, 2007 requiring them to re-sample and submit the analytical data by August 14, 2006. Data was received on September 15, 2006. Subsequent data received throughout the remainder of 2006 was submitted on time and in compliance with the City's local limits.

BARITEAU'S DRY CLEANING - was in compliance throughout 2006.

BEACH CITY GAS STATION – (Groundwater Discharger) – closed business on March 2006. Groundwater Discharge Permit # GW0016 was terminated at the end of March 2006. This site was issued a temporary construction groundwater discharge permit, # GW0017, for site tank removal and demolition dewatering for the month of June 2006. Groundwater extraction, treatment, and discharge will be re-established as part of the new construction. A two year groundwater discharge permit # GW0018, issued on 10/27/06, will address future groundwater extraction, treatment, and sewer discharge requirements. This site is currently waiting for plan approval to proceed with the construction of a coffee shop.

CLASSIC CLEANERS – was in compliance throughout 2006.

DEL MAR CLEANERS – was in compliance throughout 2006.

HARMONY FOODS – was in compliance throughout 2006.

PERSYS ENGINEERING – was in compliance throughout 2006.

PORT DISTRICT – did not operate their bilge pump out system throughout 2006. They have reconfigured the system so it no longer requires oil separation and subsequent pretreatment and disposal to the POTW. Therefore, SC Port District will no longer be required to monitor semi-annually or renew their permit in 2007. The system collects bilge water only and it is hauled off site for disposal by a local HAZMAT handler. Manifests will be reviewed at future inspections.

SANTA CRUZ BIOTECHNOLOGY - was in compliance throughout 2006.

SANTA CRUZ CLASS III LANDFILL – was in compliance throughout 2006.

SANTA CRUZ SENTINEL - was in compliance throughout 2006.

SANTA CRUZ WATER PLANT (Graham Hill Rd) – was in compliance throughout 2006.

SANTA CRUZ WATER DEPARTMENT (Pilot Desalination Plant) – was in compliance

SHELL SERVICE STATION – was closed through out 2006. Shell is evaluating remediation alternatives for this site. Environmental consultants, Delta Environmental, will notify RWQCB and CSCWPCF prior to system restart.

U-DO-IT CAR WASH – was in compliance through out 2006.

UNIVERSITY OF CALIFORNIA AT SANTA CRUZ (UCSC) – was in compliance throughout 2006.

VALERO (Mission St.) – was in compliance during the first quarter of 2006. Valero's ground water treatment system was shut down and removed from site on March 23, 2006 due to a decrease in hydrocarbons in the monitoring wells. During August 2006, Valero installed in-situ oxygen diffusion groundwater treatment remediation equipment.

VALERO (Soquel Ave.) – was in compliance during the first quarter of 2006. During the second quarter, management of this site was transferred from Alisto Engineering Group to Delta Engineering Group. Alisto Engineering failed to monitor once during the second quarter (April) 2006. A NOV was issued to Alisto. Monitoring samples for March and May were both in compliance with local discharge limits. During the third quarter Delta failed to monitor once during September. A follow up phone call and e-mail warning was issued. Sample results for August and October were both in compliance with local discharge limits. Delta Engineering is in the process of working

with Ultramar representatives to identify any needed operational modifications to prevent automatic system shut down.

VAPOR CLEANERS - was in compliance throughout 2006.

VAPOR CLEANERS (Ground water discharge) – was in compliance throughout 2006.

WILSON RIVER STREET – was in compliance throughout 2006.

Part VI. 2006 Permitted User Inspection/Monitoring Summary

<u>Industry</u>	<u>Quarter</u>	<u>P.O.T.W Monitoring</u>	<u>Self Monitoring</u>	<u>Inspections</u>	<u>Status</u>	<u>Summary Activities</u>
Almar Cleaners	1	0	1	0	A,2	See attachment
	2	1	0	1	A,1	“
	3	0	1	0	A,2	“
Aquarius Boat Works	2	1	0	1	B,1	“
	3	0	2	0	C,2	“
	4	1	0	1	A,1	“
Bariteau's Dry Cleaning	1	0	1	0	A,2	“
	3	0	1	0	A,2	“
	4	1	0	1	A,1	“
Beach City Gas Station	1	0	2	1	A,2	“
	2	0	3	1	A,2	“
	4	0	2	0	A,2	“
Classic Cleaners	1	0	1	0	A,2	“
	3	0	1	0	A,2	“
	4	1	0	1	A,1	“
Del Mar Cleaners	1	0	1	0	A,2	“
	2	1	0	1	A,1	“
	3	0	1	0	A,2	“
Harmony Foods	1	0	1	0	A,2	“
	2	0	1	0	A,2	“
	3	1	1	1	A,3	“
	4	0	1	0	A,2	“
Persys Engineering	2	0	1	0	A,2	“
	4	0	1	1	A,2	“

Part VI. (cont'd) 2006 Permitted User Inspection/Monitoring Summary

<u>Industry</u>	<u>Quarter</u>	<u>P.O.T.W Monitoring</u>	<u>Self Monitoring</u>	<u>Inspections</u>	<u>Status</u>	<u>Summary Activities</u>
Port District	2	0	0	1	B,4	See attachment
	4	0	0	0	A,4	“
Santa Cruz Biotechnology	2	0	1	0	A,2	“
	4	1	1	1	A,3	“
Santa Cruz Class III Landfill	2	1	0	0	A,1	“
	3	1	0	1	A,1	“
	4	0	0	1	A,1	“
Santa Cruz Sentinel	1	0	1	0	A,2	“
	2	1	1	1	A,3	“
	3	1	1	1	A,3	“
	4	0	1	0	A,2	“
Santa Cruz Water Plant	1	1	13	0	A,3	“
	2	0	12	0	A,2	“
	3	0	13	0	A,2	“
	4	1	12	1	A,3	“
Shell Gas Station	2	0	0	0	A,4	“
	4	0	0	0	A,4	“
U-Do-It Car Wash	2	0	1	0	A,2	“
	4	1	1	1	A,3	“

Part VI. (cont'd) 2006 Permitted User Inspection/Monitoring Summary

<u>Industry</u>	<u>Quarter</u>	<u>P.O.T.W Monitoring</u>	<u>Self Monitoring</u>	<u>Inspections</u>	<u>Status</u>	<u>Summary Activities</u>
University of California at Santa Cruz	1	0	1	0	A,2	See attachment
	2	0	1	0	A,2	“
	3	0	1	1	A,2	“
	4	1	1	0	A,3	“
Valero, former Beacon Station Mission Street	1	0	3	0	A,2	“
	4	0	0	1	A,4	“
Valero, former Beacon Station Soquel Avenue	1	0	3	0	A,2	“
	2	0	1	0	B,2	“
	3	0	1	0	B,2	“
	4	1	2	1	A,3	“
Vapor Cleaners	1	0	1	0	A,2	“
	3	0	1	0	A,2	“
	4	1	0	1	A,1	“

Comment Section

Additional comments should be footnoted and addressed on an attached sheet.

Flow Key

- A. 0-10,000 gpd
- B. 10,000-30,000 gpd
- C. 30,000-50,000 gpd
- D. 50,000-100,000 gpd
- E. >100,000 gpd

Non-Compliance Status Key

- A. Consistently Achieving Compliance
- B. Inconsistently Achieving Compliance
- C. Significantly violated applicable pretreatment requirements as defined by 40 CFR 403.8 (f)(2)(vii).
- D. On a compliance schedule.
- E. Not achieving compliance and not on a compliance schedule.
- F. Unknown.

Compliance Determination

- 1) POTW Sampling
- 2) IU Self-Monitoring
- 3) Combination-1 & 2
- 4) Other (explain)

SECTION VII: PRETREATMENT PROGRAM CHANGES

VII. Pretreatment Program Changes

The Pretreatment program at the City of Santa Cruz has included responsibilities for storm water monitoring and inspections since 2003. Otherwise, there are few program changes to report for 2006. The most significant program developments in 2006 include the following:

1. Preparation for Local Limits and Maximum Allowable Headworks Limits (MAHLs)
2. Integrative sampling technologies in lieu of VOC grab sampling for Influent load calculations and overview of pass-through in the effluent.

Local Limits and MAHLs:

Several informal internal program audits conducted between 2003 and 2005 revealed that the program needed to recalculate data used to derive the local limits because several major dischargers into the treatment plant had left the city. These industrial dischargers contributed a significant proportion of the data used to derive the MAHLs prior to 1998, and therefore they influenced the values derived for the local limits. In addition the County Sanitation District performed significant maintenance activities on the conveyance system into the facility and reduced the flow and strength of sewage previously attributed to the county. Therefore the program developed an outline of a plan to collect data from sources of discharge to the facility by the end of 2007. The initial outlines were communicated to the Regional Board through quarterly reports, and in the course of the PCI and PCA undertaken in 2006. Initial data are being analyzed for VOCs in influent and effluent collected at the end of 2006. The program will continue through the end of 2007.

Integrative Sampling in lieu of VOC grab sampling:

The Pretreatment program initiated the deployment of an integrative sampling technology into monitoring for trace and toxicologically significant compounds at the end of the dry weather season in 2006. (See comments above). This deployment enables the program to apply validated EPA methods to analyze for trace organic compounds that would otherwise be below their detection limits. The initial deployment has already provided some data to assess program effectiveness at managing pass-through in 2006. (See Section I of this annual report).

SECTION VIII: PRETREATMENT PROGRAM BUDGET SUMMARY

VIII. PRETREATMENT PROGRAM BUDGET SUMMARY

The Pretreatment Program Budget for the fiscal year 2006/2007 includes:

Salaries and Benefits	\$233,336
------------------------------	------------------

Supplies and Services (approximately)	\$55,705
--	-----------------

Capital Outlay	(approximately)	\$4,200
-----------------------	------------------------	----------------

Total	\$348,241
--------------	------------------

Current equipment includes:

1. 3 composite samplers
2. 3 trucks (shells, racks, sliding beds, crane/hoist)
3. 3 digital cameras
4. 1 digital camcorder
5. 2 portable pH meters
6. 1 Delta-Tox mobile toxicity analyzer
7. 3 Laptop computer (Two workstations and one outreach laptop)
8. 1 desktop workstation
9. 2 portable multi gas detectors
10. 1 HP inkjet color printer
11. 1 HP Laser printer
12. Office furniture
13. Tool boxes
14. 1 pretreatment software package
15. 1 portable (continuous) pH meter
16. 1 portable flow meter
17. 1 conductivity meter
18. 2 portable peristaltic pumps
19. 1 refrigerator
20. 3 cell phones
21. 1. Hydrolab[®] multi-sonde
22. 2 one million candle power flashlights
23. And miscellaneous tools and equipment.

SECTION IX: PUBLIC PARTICIPATION

IX. Public Participation

The following section consists of a few highlights of the public outreach and public participation events of the Pretreatment program staff and management in the year 2006.

The annual publication of significant violators, as required by 40 CFR 403.8(f)(2)(vii), was accomplished in February 2006, for the year 2005. The proof of publication for the SNC list is included in this section.

The annual publication of SNC as required by 40 CFR 403.8(f)(2)(vii), was accomplished in January 2007, for the year 2006. Although the proof of publication has not yet been received as of the publication of this report, an electronic copy of the authorization to publish has been included in this report.

Program staff and management participated in activities marking **Pollution Prevention Week** in September 19-24 2006. Program activities included training of the Santa Cruz Coast Guard auxiliary in water quality monitoring for pH; temperature, conductivity and sampling for bacteria indicators.

Program staff and management participated in **World Water Monitoring Day** in October 2006. Activities included ordering and distribution of posters created for the California Department of Toxic Substances for the event.

Environmental Compliance program staff and management participated at the annual **Public Works Day** in May 2006.

Proof of Publication

(2015.5 C.C.P.)

STATE OF CALIFORNIA]

SS

COUNTY OF SANTA CRUZ]

Public Notice


I, THE UNDERSIGNED, DECLARE:

That I am over the age of eighteen and not interested in the herein-referenced matter; that I am now, and at all times embraced in the publication herein mentioned was, a principal employee of the printer of the Santa Cruz Sentinel, a daily newspaper printed, published and circulated in the said county and adjudged a newspaper of general circulation by the Superior Court of California in and for the County of Santa Cruz, under Proceeding No. 25794; that the advertisement (of which the annexed is a true printed copy) was published in the above-named newspaper on the following dates, to wit:

FEBRUARY 5, 6, 2006

I DECLARE under penalty of perjury that, the foregoing is true and correct to the best of my knowledge.

This 22ND day of MARCH 2006, at Santa Cruz, California.


LYNETTE GARCIA JAQUEZ

CITY OF SANTA CRUZ NOTICE OF SIGNIFICANT NON-COMPLIANCE WITH PRETREATMENT REQUIREMENTS



In accordance with Federal Pretreatment Regulations, and in compliance with the public participation requirements of 40 CFR part 25, the City of Santa Cruz is required to publish an annual list of industrial users which, at any time during the previous twelve months, were in significant non compliance with applicable pretreatment requirements.

Therefore a complete and thorough review of our records was undertaken in fulfillment of this Federal Pretreatment Regulation. Based upon that review, and as defined in 40 CFR 403.8 (f)(2) (vii) (A) through (H), the following industrial user was in significant non-compliance, during the period from January 1, 2005 to December 31, 2005.

Persys Engineering Inc.

815 Swift Street, Santa Cruz. CA 95060

Applicable Pretreatment Standard(s): Technical Review Criteria

Municipal Code Section 16.08.110

Current status: In compliance

For question regarding this notice or other environment compliance issues, please contact the City Pretreatment Program Manager at 420-6045.

**CITY OF SANTA CRUZ PUBLIC WORKS DEPARTMENT ENVIRONMENTAL COMPLIANCE
PROGRAM – WWTF**

DATE: 01/18/07
TO: Vicki Allyn, Santa Cruz County Sentinel 831.429.2434 FAX: 831.423.1154
FROM: Fred Baker PHONE: 831.420.6045 FAX: 831.420.6489
RE: Annual Advertisement of SNC

Please run the following ad in the first section of your Sunday XXXXX, 2007 and in the first section of Monday, XXXXX, 2007 editions. Please run the ad as 2 column by 6”.

Citywide PO 08-06029 Santa Cruz County Sentinel Advertising & Subscriptions, Public Works Source Control Activity XX-7205-XXXXX.

I would appreciate a confirmation of this request. Thanks.

Akin Babatola

Lab/Environmental Compliance Manager, WWTF

**CITY OF SANTA CRUZ NOTICE OF
SIGNIFICANT NON-COMPLIANCE WITH
PRETREATMENT REQUIREMENTS**



In accordance with Federal Pretreatment Regulations, and in compliance with the public participation requirements of 40 CFR part 25, the City of Santa Cruz is required to publish an annual list of industrial users which, at any time during the previous twelve months, were in significant non-compliance with applicable pretreatment requirements.

Therefore a complete and thorough review of our records was undertaken in fulfillment of this Federal Pretreatment Regulation. Based upon that review, and as defined in 40 CFR 403.8 (f) (2) (vii) (A) through (H), the following industrial user was in significant non-compliance at a certain period during January 1, 2006 through December 31, 2006.

AQUARIUS BOAT WORKS

495 LAKE AVENUE, SANTA CRUZ CA 95062

Applicable Pretreatment Standard(s):

Chronic and Technical Review Criteria violations

Municipal Code Section 16.08.110

Current status: In compliance

FOR QUESTIONS REGARDING THIS NOTICE OR OTHER ENVIRONMENTAL COMPLIANCE ISSUES, PLEASE
CONTACT THE CITY PRETREATMENT PROGRAM MANAGER AT 420-6045.

SECTION X: CHANGES IN SLUDGE DISPOSAL

X. CHANGES IN SLUDGE DISPOSAL

There were no major changes to the City's sludge treatment and/or disposal program activities in 2006.

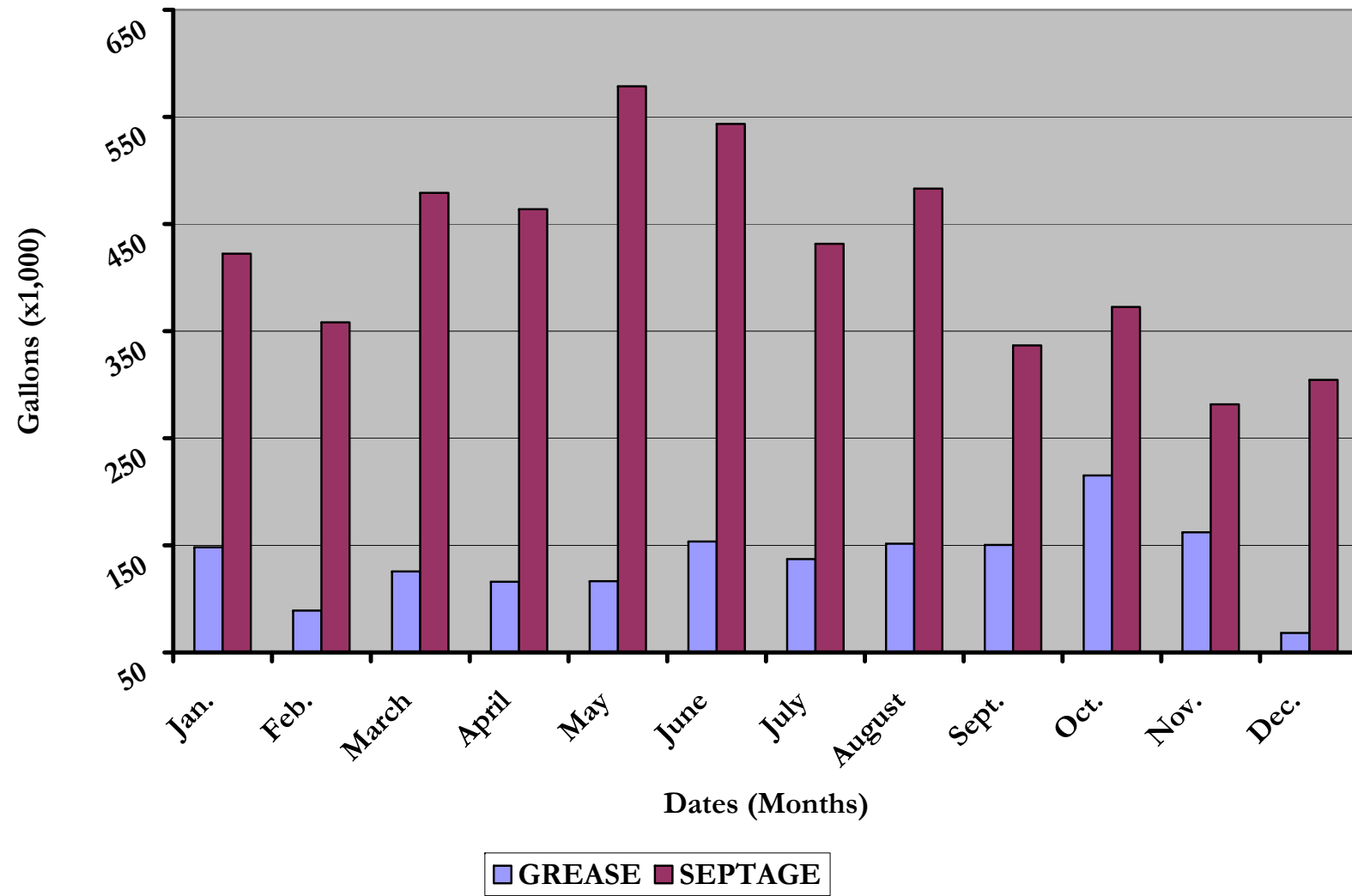
The remainder of this section includes data and graphs provided to illustrate the biosolids quality and loading at the facility through the reporting period of 2006, as well as the quantity of grease and septage wastes received from licensed liquid waste handlers at the facility in 2006.

City of Santa Cruz Sludge Production and Disposal Data 2006

Monthly Averages	Sludge Quantity	Sludge Reuse	Sludge Disposed
Units	Tons	Tons	Tons
January	36.9	36.9	0.0
February	41.0	41.0	0.0
March	43.6	43.6	0.0
April	42.2	42.2	0.0
May	44.1	44.1	0.0
June	41.6	41.6	0.0
July	38.8	38.8	0.0
August	43.0	43.0	0.0
September	40.0	40.0	0.0
October	43.7	43.7	0.0
November	45.1	45.1	0.0
December	39.5	39.5	0.0
Annual Average	41.6	41.6	0.0
Annual High	45.1	45.1	0.0

Biosolids Monitoring Data 2006									Land App. (Max Allowable)
2006	January	March	May	July	September	December	Average	Units	Limits
Arsenic	15	18	19	21	19	13	17.5	mg/kg Dry	75 mg/kg Dry
Cadmium	3.0	2.7	3.4	2.8	3.3	2.6	2.97	mg/kg Dry	85 mg/kg Dry
Chromium	59	37	41	36	41	31	41	mg/kg Dry	
Cobalt	5.3	4.9	5.4	4.0	5.5	5.3	5	mg/kg Dry	
Copper	700	640	670	670	690	670	673	mg/kg Dry	4,300 mg/kg Dry
Lead	33	26	29	23	28	26	27.5	mg/kg Dry	840 mg/kg Dry
Mercury	3.6	1.5	1.8	4.3	2.5	1.4	2.52	mg/kg Dry	57 mg/kg Dry
Moisture	80.3%	79.1%	76.8%	77.9%	80.0%	78.8%	78.8%	%	
Molybdenum	13	10	10	11	14	10	11.3	mg/kg Dry	75 mg/kg Dry
Nickel	23	21	27	22	25	20	23.0	mg/kg Dry	420 mg/kg Dry
Nitrate-N	11	28	16	<8.9	4.9	2.3	12.44	mg/kg Dry	
Nitrogen-Organic	38,000	7,900	33,000	39,000	38,000	9,300	27,533	mg/kg Dry	
Nitrogen-Total Kjeldahl	47,000	40,000	43,000	49,000	49,000	21,000	41,500	mg/kg Dry	
Nitrogen-Ammonia	9,200	9,100	10,000	10,000	11,000	11,000	10,050	mg/kg Dry	
Selenium	7.1	6.5	8.0	7.0	7.9	6.4	7.2	mg/kg Dry	100 mg/kg Dry
Vanadium	21	21	27	29	38	34	28.3	mg/kg Dry	
Zinc	1,300	1,200	1,200	1,200	1,500	1,300	1,283	mg/kg Dry	2,800 mg/kg Dry

Grease and Septage Totals 2006



Month	Grease (x 1000 gallons)	Septage (x 1,000 gallons)
January	148	422
February	89	358
March	126	479
April	116	464
May	117	579
June	154	543
July	137	432
August	151	483
September	150	337
October	215	373
November	162	282
December	68	305
Totals	1,634	5,055

END OF PRETREATMENT ANNUAL REPORT 2006

February 9, 2007

Mr. Roger Briggs, Executive Officer
Regional Water Quality Control Board
Central Coast Region
895 Aerovista Place, Suite 101
San Luis Obispo, CA 93401-7906

Subject: 2007 Annual Pretreatment Program Report

Dear Mr. Briggs:

Enclosed herewith is the City of Santa Cruz Pretreatment Program Report for 2007, comprising of all data, analyses and narratives as prescribed in the Regional Board order No. R3-2005-0003 of May 12-13, 2005.

If you have questions about this report, please contact Akin Babatola, Wastewater Laboratory/Pretreatment Manager, at (831) 420-6045.

Sincerely,

Dan Seidel
Superintendent, Wastewater Collection and Treatment Facility.

cc: U. S. EPA, Region IX
State Water Resources Control Board
Manager, County Sanitation District, Department of Public Works, Santa Cruz County.
Director of Public Works, File 950-75, Wastewater Pretreatment Reports
Wastewater Laboratory/Pretreatment Manager
Industrial Waste Inspectors

**CITY OF SANTA CRUZ WASTEWATER TREATMENT
PLANT**

PRETREATMENT PROGRAM



2007

ANNUAL REPORT

PRETREATMENT ANNUAL REPORT

PCS Data Entry Form

PPS1

POTW Name: City of Santa Cruz Wastewater Treatment Plant

NPDES Permit #: CA0048194

Period Covered By This Report:

1-1-07 (PSSD)
Start Date

12-31-07 (PSED)
End Date

	<u>City</u>	<u>Total</u>
Number of Significant Industrial Users in SNC With Pretreatment Compliance Schedule:	0	0 (SSNC)
Number of Notices of Violation and Administrative Orders Issued Against Significant Industrial Users:	0	0 (FENF)
Number of Civil and Criminal Judicial Actions Against Significant Industrial Users:	0	0 (JUDI)
Number of Significant Industrial Users with Significant Violations Published:	0	0 (SVPU)
Number of Industrial Users From Which Penalties Have Been Collected:	0	0 (IUPN)

CONTENTS

Section I	Analysis of Pollutants Identified in Section 307(a) of the Clean Water Act, Pollutants Contributing to Pass-Through
Section II	Upset, Interference, and Pass-Through
Section III	Baseline Monitoring Reports
Section IV	List of Industrial Users
Section V	2007 Fourth Quarterly Status Report
Section VI	Summary of Compliance and Enforcement Activities
Section VII	Pretreatment Program Changes
Section VIII	Pretreatment Program Budget Summary
Section IX	Public Participation
Section X	Changes in Sludge Disposal

**SECTION I ANALYSIS OF POLLUTANTS IDENTIFIED IN SECTION 307(A) OF THE CLEAN
WATER ACT, POLLUTANTS CONTRIBUTING TO PASS- THROUGH**

SECTION I: ANALYSIS OF POLLUTANTS IDENTIFIED IN SECTION 307(A) OF THE CLEAN WATER ACT, POLLUTANTS CONTRIBUTING TO PASS-THROUGH

Analyses of pollutants identified in Section 307(a) of the Clean Water Act (CWA) for samples of POTW influent, effluent and dewatered sludge were conducted throughout 2007. Two significant changes were implemented in the pretreatment program to implement the successful analyses of pollutants identified under Section 307(a) of the Clean Water Act. These are:

1. The near-simultaneous implementation of high volume integrative sampling for trace organic compounds for thirty (30) days at the effluent and influent in 2007. This representative method of sampling wastewater for trace organic compounds was approved by the Regional Water Quality Control Board in the NPDES permit issued to the City of Santa Cruz in May 2005. This novel process, originally developed by the United States Geological Survey (USGS) utilizes the fugacity of trace organic compounds in water to sequester the compounds into a semi-permeable membrane, at standard temperatures. The membranes were processed under license and a patent agreement granted by USGS to Environmental Testing Services (ETS), St. Joseph, MO. Thereafter the ampoules of chemical extracts were analyzed with approved EPA analytical methods. Many trace compounds and their congeners became amenable to analysis and should also be more amenable to control measures. The implementation of this integrative sampling method at the influent and effluent stations of the facility allowed the pretreatment program to assess pass-through to the effluent of the facility.
2. In May 2007, Plant management instituted a change in data objectives for assessing the quality of the Class B Biosolids generated at the facility in 2007, with reference to the Hazardous waste levels of its constituents per California Title 22. The previous frame of reference, specified under the NPDES permit was to analyze the biosolids quality for land application limits only. The new frame of reference is inclusive of more pollutants and a table of the analytical data summary data of the plant's biosolids now contains a column listing the threshold limit concentrations of inorganic and bioaccumulative toxic substances as identified in the California Water at Code Title 22.

The remainder of this section of the report includes data summaries and graphs of select data including those from the sampling methods utilizing Semi-Permeable Membrane Device (SPMD) as the high volume integrative method, and the threshold limit concentrations for biosolids. Additionally, all data referenced in this section are included in the Discharger Self-Monitoring Program, MRP No 00-044.

Finally, the data summaries indicate that compliance with the WDR and MRP requirements has been good, there was no violation of the MRP No 00-044 in 2007, and no problems are anticipated for 2008.

WWTF TOTAL WASTEWATER PLANT FLOWS - 2007

Monthly Averages	Influent Flow	Effluent Flow	City Influent Flow	County Influent Flow
Units	MGD	MGD	MGD	MGD
January	9.3	10.9	5.0	4.3
February	11.1	12.2	6.0	5.0
March	8.8	9.7	4.4	4.4
April	9.1	10.5	4.7	4.4
May	8.6	9.3	4.3	4.3
June	8.4	9.9	4.0	4.4
July	8.5	10.4	4.0	4.5
August	8.4	9.7	4.0	4.4
September	9.0	10.4	4.7	4.3
October	9.3	10.9	5.0	4.3
November	8.9	9.7	4.5	4.3
December	9.1	10.1	4.7	4.4
Annual Average	9.0	10.3	4.6	4.4
Annual High	11.1	12.2	6.0	5.0

WWTF TOTAL SUSPENDED SOLIDS (TSS) - 2007

Monthly Averages	Influent TSS	Effluent TSS	Effluent TSS	Effluent TSS	TSS Removal
Units	mg/l	mg/l	lb/day	kg/day	%
January	277.2	4.9	444.9	201.8	98.2%
February	255.6	3.5	363.4	164.8	98.6%
March	277.2	3.0	235.6	106.9	99.0%
April	352.0	4.0	427.0	193.7	97.8%
May	267.7	3.4	263.2	119.4	98.7%
June	472.0	6.0	533.9	242.2	99.4%
July	377.1	3.3	286.8	130.1	99.1%
August	320.5	3.1	253.2	114.9	99.0%
September	369.3	4.1	356.7	161.8	98.9%
October	343.7	4.9	447.8	203.1	98.6%
November	335.8	5.4	437.0	198.2	98.4%
December	305.6	5.5	461.2	209.2	98.2%
Annual Average	329.5	4.3	375.9	170.5	98.7%
Annual High	472.0	6.0	533.9	242.2	99.4%

WWTF TOTAL ORGANIC CARBON (TOC) - 2007

Monthly Averages	Influent TOC	Effluent TOC	Effluent TOC	Effluent TOC	TOC Removal
Units	mg/l	mg/l	lb/day	kg/day	%
January	109.3	12.8	1,145.9	548.8	87.9%
February	139.0	11.5	1,180.6	535.5	90.6%
March	103.1	9.5	506.6	229.8	87.8%
April	103.3	10.6	947.0	429.5	89.5%
May	107.7	11.0	843.8	359.0	89.8%
June	111.6	12.4	1,054.1	478.1	88.2%
July	125.6	11.6	1,039.2	471.4	90.6%
August	106.7	12.3	1,000.8	453.9	88.5%
September	102.3	12.6	1,099.2	498.6	87.7%
October	120.9	13.8	1,231.1	558.4	88.6%
November	124.1	11.9	971.6	440.7	90.4%
December	86.1	12.3	1,038.4	471.0	86.2%
Annual Average	111.6	11.9	1,004.8	456.2	88.8%
Annual High	139.0	13.8	1,231.1	558.4	90.6%

TABLE 1. - SELECT CONVENTIONAL POLLUTANTS

Monthly Averages	Influent PH	Effluent PH	Influent Settleable Solids	Effluent Settleable Solids	Influent Oil and Grease	Effluent Oil and Grease
Units	SI	SI	ml/L	ml/L	mg/L	mg/L
January	7.4	7.2	14.3	<0.05	24.5	<5
February	7.3	7.2	14.5	<0.05	27.0	<5
March	7.4	7.1	16.1	<0.05	40.1	<5
April	7.4	7.1	14.1	<0.05	44.3	<5
May	7.4	7.1	10.2	<0.05	24.9	<5
June	7.4	7.2	10.9	<0.05	41.1	<5
July	7.3	7.1	19.8	<0.05	31.6	<5
August	7.4	7.1	14.7	<0.05	39.4	<5
September	7.4	7.0	12.4	<0.05	31.6	<5
October	7.3	7.0	18.4	<0.05	25.1	<5
November	7.4	7.1	15.2	<0.05	29.0	<5
December	7.5	7.1	16.1	<0.05	31.7	<5
Annual Average	7.4	7.1	14.7	<0.05	32.5	<5
Annual High	7.5	7.2	19.8	<0.05	44.3	<5

TABLE 2. - SELECT CONVENTIONAL POLLUTANTS

Monthly Averages	Effluent Turbidity	Effluent Temperature	Effluent Ammonia-N	Effluent Urea-N	Effluent Nitrate	Effluent Silicate
Units	NTU	°C	ug/L	ug/L	mg/L	mg/L
January	3.8	18.3	29,738.5	205.0	9.1	34.0
February	3.2	18.6	29,166.7	540.0	4.6	60.0
March	2.4	19.6	28,879.3	112.0	5.2	33.0
April	1.8	21.1	28,505.6	118.0	4.7	35.0
May	3.1	22.7	26,578.6	150.0	NA	33.0
June	2.8	24.0	26,114.3	130.0	6.1	37.0
July	2.3	25.3	26,325.0	130.0	11.0	36.0
August	2.1	24.9	24,480.0	140.0	1.5	36.0
September	1.9	25.0	9,450.0	120.0	8.8	37.0
October	2.1	23.7	43,200.0	110.0	6.0	43.0
November	3.6	22.4	21,433.3	93.0	12.0	37.0
December	3.6	19.8	19,125.0	90.0	12.0	40.0
Annual Average	2.7	22.1	26,083.0	161.5	7.4	38.4
Annual High	3.8	25.3	43,200.0	540.0	12.0	60.0

Data derived from integrative sampling; for trace organics begin with the table below:

Sampled: 03/02/07 To 03/30/07	CITY OF SANTA CRUZ ANNUAL INFLUENT/EFFLUENT PESTICIDES					
			Sampling Quality Control		Influent	Effluent
	Method Detection Limit (MDL)	Reporting Limit (RL)	Solvent Blank	Day 0 Matrix Blank	L-472-07	L-472-07
	ng/mL (ppb)	ng/mL (ppb)	ng/mL (ppb)	ng/mL (ppb)	ng/mL (ppb)	ng/mL (ppb)
Aldrin	0.50	1.00	< mdl	< mdl	< mdl	< mdl
Chlordane, cis	0.50	1.00	< mdl	< mdl	2.90	5.97
Chlordane, trans	0.50	1.00	< mdl	< mdl	2.68	4.74
Chlorpyrifos	1.50	3.00	< mdl	< mdl	7.63	23.5
Dacthal	0.50	1.00	< mdl	< mdl	< mdl	< mdl
DDD, o,p'	1.00	2.00	< mdl	< mdl	< mdl	< mdl
DDD, p,p'	1.00	2.00	< mdl	< mdl	< mdl	< mdl
DDE, o,p'	1.00	2.00	< mdl	< mdl	< mdl	< mdl
DDE, p,p'	1.00	2.00	< mdl	< mdl	2.31	2.77
DDMU, p,p'	2.00	4.00	< mdl	< mdl	< mdl	< mdl
DDT, o,p'	1.00	2.00	< mdl	< mdl	< mdl	< mdl
DDT, p,p'	1.00	2.00	< mdl	< mdl	1.03	1.34
Diazinon	10.0	20.0	< mdl	< mdl	< mdl	< mdl
Dieldrin	0.50	1.00	< mdl	< mdl	< mdl	< mdl
Endosulfan I	1.00	2.00	< mdl	< mdl	< mdl	< mdl
Endrin	0.50	1.00	< mdl	< mdl	< mdl	< mdl
HCB	0.50	1.00	< mdl	< mdl	1.97	4.22
HCH, alpha	0.25	0.50	< mdl	< mdl	< mdl	< mdl
HCH, beta	0.50	1.00	< mdl	< mdl	< mdl	< mdl
HCH, gamma	0.25	0.50	< mdl	< mdl	1.46	0.763
Heptachlor	0.50	1.00	< mdl	< mdl	< mdl	< mdl
Heptachlor epoxide	0.50	1.00	< mdl	< mdl	0.82	1.70

Methoxychlor	2.50	5.00	< mdl	< mdl	< mdl	< mdl
Mirex	1.50	3.00	< mdl	< mdl	< mdl	< mdl
Nonachlor, cis	0.50	1.00	< mdl	< mdl	< mdl	< mdl
Nonachlor, trans	0.50	1.00	< mdl	< mdl	1.29	2.37
Oxadiazon	1.50	3.00	< mdl	< mdl	< mdl	< mdl
Oxychlorane	0.50	1.00	< mdl	< mdl	< mdl	< mdl
Paathion, methyl	1.50	3.00	< mdl	< mdl	< mdl	< mdl
Parathion, ethyl	2.00	4.00	< mdl	< mdl	< mdl	< mdl
Tedion	1.00	2.00	< mdl	< mdl	< mdl	< mdl

Sampled: 03/02/07 To 03/30/07	CITY OF SANTA CRUZ ANNUAL INFLUENT/EFFLUENT Volatile Organic Compounds (VOCs)				
	Lab Number:	L-472-07-1	L-472-07-2	L-472-07-3	
	Sample Name:	Day Zero	Influent	Effluent	
		Sampling QC			
Compound Name	Reporting Limits (ug/mL)	ug/mL [ppm]	ug/mL [ppm]	ug/mL [ppm]	
Phenol	5	< mdl	< mdl	< mdl	
Bis(2-chloroethyl) ether	5	< mdl	< mdl	< mdl	
2-Chlorophenol	5	< mdl	< mdl	< mdl	
1,3-Dichlorobenzene	5	< mdl	< mdl	< mdl	
1,4-Dichlorobenzene	5	< mdl	< mdl	< mdl	
1,2-Dichlorobenzene	5	< mdl	< mdl	< mdl	
Bis(2-chloroisopropyl) ether	5	< mdl	< mdl	< mdl	
2-Methylphenol	5	< mdl	< mdl	< mdl	
N-Nitrosodi-n-propylamine	5	< mdl	< mdl	< mdl	
Hexachloroethane	5	< mdl	< mdl	< mdl	
4-Methylphenol	5	< mdl	< mdl	< mdl	
Nitrobenzene	5	< mdl	< mdl	< mdl	
Isophorone	5	< mdl	< mdl	< mdl	
2-Nitrophenol	5	< mdl	< mdl	< mdl	
2,4-Dimethylphenol	5	< mdl	< mdl	< mdl	
Bis(2-chloroethoxy)methane	5	< mdl	< mdl	< mdl	
2,4-Dichlorophenol	5	< mdl	< mdl	< mdl	
1,2,4-Trichlorobenzene	5	< mdl	< mdl	< mdl	
Naphthalene	5	< mdl	< mdl	< mdl	
4-Chloroaniline	5	< mdl	< mdl	< mdl	
Hexachlorobutadiene	5	< mdl	< mdl	< mdl	
4-Chloro-3-methylphenol	5	< mdl	< mdl	< mdl	
2-Methylnaphthalene	5	< mdl	< mdl	< mdl	

Hexachlorocyclopentadiene	15	< mdl	< mdl	< mdl
2,4,6-Trichlorophenol	5	< mdl	< mdl	< mdl
2,4,5-Trichlorophenol	5	< mdl	< mdl	< mdl
2-Chloronaphthalene	5	< mdl	< mdl	< mdl
2-Nitroaniline	5	< mdl	< mdl	< mdl
2,6-Dinitrotoluene	5	< mdl	< mdl	< mdl
Dimethyl phthalate	5	< mdl	< mdl	< mdl
Acenaphthylene	5	< mdl	< mdl	< mdl
3-Nitroaniline	15	< mdl	< mdl	< mdl
Acenaphthene	5	< mdl	< mdl	< mdl
2,4-Dinitrophenol	5	< mdl	< mdl	< mdl
2,4-Dinitrotoluene	5	< mdl	< mdl	< mdl
Dibenzofuran	5	< mdl	< mdl	< mdl
4-Nitrophenol	5	< mdl	< mdl	< mdl
Diethyl phthalate	5	< mdl	< mdl	< mdl
Fluorene	5	< mdl	< mdl	< mdl
4-Chlorophenyl phenyl ether	5	< mdl	< mdl	< mdl
4,6-Dinitro-2-methylphenol	5	< mdl	< mdl	< mdl
Carbazole	5	< mdl	< mdl	< mdl
4-Bromophenyl phenyl ether	5	< mdl	< mdl	< mdl
Hexachlorobenzene	5	< mdl	< mdl	< mdl
Pentachlorophenol	5	< mdl	< mdl	< mdl
4-Nitroaniline	15	< mdl	< mdl	< mdl
Phenanthrene	5	< mdl	< mdl	< mdl
Anthracene	5	< mdl	< mdl	< mdl
Di-n-butyl phthalate	5	< mdl	< mdl	< mdl
Fluoranthene	5	< mdl	< mdl	< mdl
Pyrene	5	< mdl	< mdl	< mdl
Butyl benzyl phthalate	5	< mdl	< mdl	< mdl
Benz[a]anthracene	5	< mdl	< mdl	< mdl
Chrysene	5	< mdl	< mdl	< mdl
Bis(2-ethylhexyl) phthalate	30	< mdl	< mdl	< mdl

Di-n-octyl phthalate	5	< mdl	< mdl	< mdl	
Benzo[b]fluoranthene	5	< mdl	< mdl	< mdl	
Benzo[k]fluoranthene	5	< mdl	< mdl	< mdl	
Benzo[a]pyrene	5	< mdl	< mdl	< mdl	
Indeno[1,2,3-cd]pyrene	5	< mdl	< mdl	< mdl	
Dibenz[a,h]anthracene	5	< mdl	< mdl	< mdl	
Benzo[g,h,i]perylene	5	< mdl	< mdl	< mdl	
< mdl = below method detection limit					

Sampled: 03/02/07 To 03/30/07	CITY OF SANTA CRUZ ANNUAL INFLUENT/EFFLUENT PolyChlorinated-BiPhenyls (PCBs)					
			Sampling Quality Control			
PCBs	Method Detection Limit (MDL)	Reporting Limit (RL)	Solvent Blank	Matrix Blank / Day 0	Influent L-472-07	Effluent L-472-07
All analyses in (ng/uL) units ppb						
8	0.25	0.50	< mdl	< mdl	0.711	0.929
18	0.25	0.50	< mdl	< mdl	0.834	1.38
27	0.25	0.50	< mdl	< mdl	< mdl	< mdl
28	0.25	0.50	< mdl	< mdl	1.35	1.96
29	0.25	0.50	< mdl	< mdl	< mdl	< mdl
30	0.25	0.50	< mdl	< mdl	< mdl	< mdl
31	0.25	0.50	< mdl	< mdl	1.12	1.81
33	0.25	0.50	< mdl	< mdl	0.856	1.10
44	0.25	0.50	< mdl	< mdl	0.836	1.11
49	0.25	0.50	< mdl	< mdl	0.685	1.04
52	0.25	0.50	< mdl	< mdl	1.00	1.69
56	0.25	0.50	< mdl	< mdl	< mdl	3.56
60	0.25	0.50	< mdl	< mdl	< mdl	0.215
66	0.25	0.50	< mdl	< mdl	0.631	0.761
70	0.25	0.50	< mdl	< mdl	0.900	1.45
74	0.25	0.50	< mdl	< mdl	0.304	0.441
87	0.25	0.50	< mdl	< mdl	0.477	0.576
95	0.25	0.50	< mdl	< mdl	0.572	1.06
97	0.25	0.50	< mdl	< mdl	< mdl	0.290
99	0.25	0.50	< mdl	< mdl	< mdl	0.442
101	0.25	0.50	< mdl	< mdl	0.617	1.13
105	0.25	0.50	< mdl	< mdl	< mdl	< mdl

110	0.25	0.50	< mdl	< mdl	0.672	1.07
114	0.25	0.50	< mdl	< mdl	< mdl	< mdl
118	0.25	0.50	< mdl	< mdl	0.411	0.744
128	0.25	0.50	< mdl	< mdl	< mdl	< mdl
137	0.25	0.50	< mdl	< mdl	< mdl	< mdl
138	0.25	0.50	< mdl	< mdl	< mdl	0.487
141	0.25	0.50	< mdl	< mdl	< mdl	0.282
149	0.25	0.50	< mdl	< mdl	0.431	0.590
151	0.25	0.50	< mdl	< mdl	< mdl	< mdl
153	0.25	0.50	< mdl	< mdl	0.437	0.515
156	0.25	0.50	< mdl	< mdl	< mdl	< mdl
157	0.25	0.50	< mdl	< mdl	< mdl	< mdl
158	0.25	0.50	< mdl	< mdl	< mdl	< mdl
169	0.25	0.50	< mdl	< mdl	< mdl	< mdl
170	0.25	0.50	< mdl	< mdl	< mdl	< mdl
174	0.25	0.50	< mdl	< mdl	< mdl	< mdl
177	0.25	0.50	< mdl	< mdl	< mdl	< mdl
180	0.25	0.50	< mdl	< mdl	< mdl	< mdl
183	0.25	0.50	< mdl	< mdl	< mdl	< mdl
187	0.25	0.50	< mdl	< mdl	< mdl	0.288
189	0.25	0.50	< mdl	< mdl	< mdl	< mdl
194	0.25	0.50	< mdl	< mdl	< mdl	< mdl
195	0.25	0.50	< mdl	< mdl	< mdl	< mdl
200	0.25	0.50	< mdl	< mdl	< mdl	< mdl
201	0.25	0.50	< mdl	< mdl	< mdl	< mdl
203	0.25	0.50	< mdl	< mdl	< mdl	< mdl
206	0.25	0.50	< mdl	< mdl	< mdl	< mdl
209	0.25	0.50	< mdl	< mdl	< mdl	< mdl

Annual Influent 2007 –TCDD and equivalents				
Sample Composite dates: 09/04/07 through 10/04/07	Concentration Units: pg/L	Method Detection Limit Units: pg/L	Summation of Congeners	WHO TEQ: 1.06 Concentration (pg/L)
2,3,7,8-TCDD	<0.927	0.337		
1,2,3,7,8-PeCDD	0.953 ^J	0.338		
1,2,3,4,7,8-HxCDD	< 1.52	0.738		
1,2,3,6,7,8-HxCDD	< 1.62	0.801	Total TCDD	10.3
1,2,3,7,8,9-HxCDD	< 1.71	0.729	Total PeCDD	4.29 ^{J,M}
1,2,3,4,6,7,8-HpCDD	7.15 ^J	0.642	Total HxCDD	<1.71
OCDD	31.7 ^J	1.34	Total HpCDD	13.6 ^J
2,3,7,8-TCDF	< 0.699	0.346		
1,2,3,7,8-PeCDF	< 1.80	0.454		
2,3,4,7,8-PeCDF	< 2.00	0.488		
1,2,3,4,7,8-HxCDF	<0.499	0.268		
1,2,3,6,7,8-HxCDF	0.512	0.26		
2,3,4,6,7,8-HxCDF	0.580	0.327		
1,2,3,7,8,9-HxCDF	< 0.789	0.276	Total TCDF	11.6
1,2,3,4,6,7,8-HpCDF	3.35 ^J	0.332	Total PeCDF	2.70 ^J
1,2,3,4,7,8,9:HpCDF	< 0.671	0.398	Total HxCDF	4.53 ^J
OCDF	5.72 ^J	1.19	Total HpCDF	5.98 ^J
<i>J Flags denote concentration values derived outside of the calibration range, and are reported for informational values only. M Flags denote maximum possible concentration.</i>				

Wet Weather Semi-Annual Effluent 2007 –TCDD and equivalents				
Sample Composite Dates: 03/02/07 through 03/30/07				WHO TEQ: 0.000611
Compound	Concentration Units: pg/L	Method Detection Limit Units: pg/L	Summation of Congeners	Concentration (pg/L)
2,3,7,8-TCDD	< 0.194	0.337		
1,2,3,7,8-PeCDD	< 1.07	0.338		
1,2,3,4,7,8-HxCDD	< 2.26	0.738		
1,2,3,6,7,8-HxCDD	< 2.45	0.801	Total TCDD	560
1,2,3,7,8,9-HxCDD	< 2.67	0.729	Total PeCDD	8.49
1,2,3,4,6,7,8-HpCDD	< 4.17	0.642	Total HxCDD	<.267
OCDD	6.11 ^J	1.34	Total HpCDD	4.17
2,3,7,8-TCDF	< 1.23	0.346		
1,2,3,7,8-PeCDF	< 1.91	0.454		
2,3,4,7,8-PeCDF	< 1.86	0.488		
1,2,3,4,7,8-HxCDF	< 1.09	0.268		
1,2,3,6,7,8-HxCDF	< 1.16	0.26		
2,3,4,6,7,8-HxCDF	< 1.24	0.327		
1,2,3,7,8,9-HxCDF	< 1.76	0.276	Total TCDF	167
1,2,3,4,6,7,8-HpCDF	< 2.21	0.332	Total PeCDF	24.7
1,2,3,4,7,8,9:HpCDF	< 2.61	0.398	Total HxCDF	2.11
OCDF	< 3.04	1.19	Total HpCDF	< 2.61
J Flags denote concentration values derived below calibration range; and reported for informational values only.				

ANNUAL BIOSOLIDS QUALITY DATA - 2007

Pollutants	ANALYTICAL RESULTS IN WET WEIGHT ONLY						Hazardous Waste Limits (Max Allowable) mg/Kg Wet Weight TTLC
	1-May-07	4-Jun-07	1-Aug-07	1-Oct-07	3-Dec-07	Units	
Antimony	0.7	0.7	0.8	0.7	0.6	mg/kg	500.0
Arsenic	3.1	2.8	3.3	3.0	2.3	mg/kg	500.0
Asbestos	<1%	<1%	<1%	<1%	<1%	mg/kg	<1%
Barium	100	100	110	110	92	mg/kg	10,000.0
Beryllium	<0.5	<0.5	<0.5	<0.5	<0.5	mg/kg	75.0
Cadmium	0.6	0.55	0.6	0.6	0.5	mg/kg	100.0
Chromium	7.7	6.7	10	13	7.2	mg/kg	500.0
Cobalt	1.1	1.1	1.3	1.4	1.1	mg/kg	8,000.0
Copper	150	66	160	120	140	mg/kg	2,500.0
Fluoride	2.3	1.8	4.9	2.3	4.6	mg/kg	18,000.0
Lead	9.0	6.4	6.5	5.4	4.9	mg/kg	1,000.0
Mercury	0.27	0.28	0.4	0.3	0.2	mg/kg	20.0
Moisture	77.1%	80.0%	77.7%	75.6%	76.1%	%	
Molybdenum	2.3	2.6	2.4	2.5	2.0	mg/kg	35,000.0
Nickel	4.7	4.1	4.9	4.9	3.9	mg/kg	2,000.0
Nitrate-N	4.6	<1.0	3.3	7.0	4.4	mg/kg	
Nitrogen-Organic (TON)	9,000	8,900	9,000	9,400	9,000	mg/kg	
Nitrogen-Total Kjeldahl (TKN)	11,000	11,000	11,000	12,000	11,000	mg/kg	
Nitrogen-Ammonia	2,300	2,500	2,400	2,200	2,200	mg/kg	
Selenium	1.5	1.4	1.5	1.6	1.3	mg/kg	100.0
Silver	4.4	5.0	4.5	6.5	6.2	mg/kg	500.0
Thallium	<0.5	<0.5	<0.5	<0.5	<0.5	mg/kg	700.0
Vanadium	7.0	5.8	7	8	7.4	mg/kg	2,400.0
Zinc	290	260	300	310	260	mg/kg	5,000.0



SECTION II UPSET, INTERFERENCE, AND PASS-THROUGH

II. Upset, Interference, and Pass-Through

There was no incident of pass-through, interference or upset documented throughout the calendar year 2007. Please refer to data and report summary in Section I. Analyses of Pollutants Identified in Section 307(a) of the Clean Water Act, Pollutants contributing to Pass-Through.

As a result of the Reasonable Potential Analyses (RPA) performed on annualized plant effluent data derived from 24 hour composited samples through 2004, modifications were made to the permit to allow for improved monitoring of trace compounds and priority pollutants that might constitute pass-through. These modifications allow for the specific uses of integrative high volume sampling technologies to aggregate for trace organic compounds and other compounds of emerging concern (CEC), and subsequent analyses by EPA approved methods.

All analyses for trace metals and priority pollutants were performed within the methods and provisions of 40CFR 136, and many trace compounds are now detectable and quantifiable at levels above laboratory detection limits, when integrative sampling for thirty days are used.

In conclusion, the data indicate that compliance with the WDR and MRP requirements has been good, and no problems are anticipated for 2008.

SECTION III

BASELINE MONITORING REPORTS

III. BASELINE MONITORING REPORTS

This section includes a summary of the changes documented in the Baseline Monitoring reports in 2007. It also includes the cumulative number of industrial users notified of the Baseline Monitoring Reports (BMR) and the cumulative number of industrial users and their responses.

The Industry Baseline Monitoring Reports (BMR) was reviewed in order to reflect any changes undertaken by permitted industries during the course of 2007.

Changes in BMR and industrial users and responses in 2007 include:

- One IU, **City of Santa Cruz Water Department** – was issued a new Wastewater Discharge Permit for a proposed Desalination Pilot Plant that is not in operation yet. Consequently, no discharge to sewer has taken place and no sampling has been performed to date.
- One IU, **Almar Dry Cleaners** – discontinued using perchlorates and therefore did not need to have their permit renewed when it expired on 12/31/07.
- One SIU, **Santa Cruz Class III Landfill** – was issued a new permit on October 11, 2007. Their permit expired on 9/14/07.
- One SIU, **Santa Cruz Sentinel** – discontinued their newspaper press on April 29, 2007 and moved to San Jose. Their permit was not renewed when it expired on 1/14/08.
- One IU, **Beach City Gas Station (Groundwater Discharge)** – informed our office of the completion and opening of Fin's Coffee on December 1, 2007.
- One IU, **Classic Cleaners** – was issued a new permit on June 25, 2007. Classic is now under new ownership and continues to use perchlorates in the dry cleaning processes.
- One IU, **Del Mar Cleaners** – discontinued using perchlorates and therefore did not need to have their permit renewed when it expired on 12/31/07.
- One IU, **Vapor Cleaners** – discontinued using perchlorates and therefore did not need to have their permit renewed when it expired on 12/31/07.



The following is the current version of the City's Baseline Monitoring Report Form as made available to the public through the City's website at:

<http://www.ci.santa-cruz.ca.us/pw/environmental/baselinerreport.pdf>

CITY OF SANTA CRUZ PRETREATMENT PROGRAM

INSTRUCTIONS FOR BASELINE MONITORING REPORT

Following are instructions for filling out the "Information Requirements for Baseline Monitoring Report" form:

1. Briefly describe the nature of business or service performed at this facility. This description should include all manufacturing processes, including those not related to the categorical industry (use additional sheets if necessary).
2. Give the production rate of this facility (usually given as an annual average production or monthly average).
3. Provide the appropriate Standard Industrial Classification (SIC) code for this facility.
4. Self-explanatory.
5. Provide average and maximum waste flows from all regulated process streams. If process waste streams are combined either with other process waste streams or non-process (sanitary, cooling water, etc.) waste streams, these individual flow rates should be given.
6. Each industrial user will sample, analyze and report on all regulated pollutants specific to each process (refer to appropriate subcategory in regulations for specific pollutants). An attachment should be provided indicating the types of samples (i.e., grab, composite, flow proportioned) the frequency and number of samples; time, date, and locations of the sampling events; and certification that the method of analysis meets the regulatory requirements. The facility must ascertain whether it can meet the 30-day average, calculated average, daily maximum or calculated maximum limit.

All pretreatment standards are process related and a facility must comply with the standard at the end of each regulated process. However, EPA recognizes that many facilities combine their wastewater process lines, cooling water, and sanitary wastes prior to treatment or discharge to municipal sewers. Hence, a facility can sample at a combined point, but will need to adjust the categorical limit by employing the Combined Waste stream Formula which is contained in Section 403.6(e) of the General Pretreatment Regulations (Federal Register January 28, 1981). If this is the case with your facility, you must employ the formula and provide all additional data used for calculations. For further explanation, please refer to 40 CFR 403.6(e).

7. If answer was yes, skip Question 8, and go to Question 9.
8. An explanation is needed describing how the facility intends to meet Categorical Standards. If additional pretreatment and/or operations and maintenance are required, then an attachment

must be provided describing the proposed system and a schedule of dates for commencement and completion of events leading to the construction and operation of the system.

9. Any other environmental control permits (i.e., NPDES, hazardous material, etc.) held by this facility must be listed.

CITY OF SANTA CRUZ PRETREATMENT PROGRAM

INFORMATION REQUIREMENTS FOR BASELINE MONITORING REPORT

Facility Name _____

Owner/Operator _____

Address _____

- 1) Briefly describe the products produced and manufacturing process used in your operation

_____.

- 2) Production Rate: _____

- 3) SIC Code: _____

- 4) Facility Diagram: Attach a copy of your facility flow schematic diagram of all regulated process, including points of discharge to the sanitary sewer system.

- 5) Wastewater Flow Measurement:

Regulated Process (Type)	Daily Average (gal/day)	Daily Maximum (gal/day)	Estimated (E) or Measured (M)
-----------------------------	----------------------------	----------------------------	----------------------------------

_____	_____	_____	_____
_____	_____	_____	_____

Non-Regulated Process (Type)	Daily Average (gal/day)	Daily Maximum (gal/day)	Estimated (E) or Measured (M)
---------------------------------	----------------------------	----------------------------	----------------------------------

_____	_____	_____	_____
_____	_____	_____	_____

- 6) Measurement of Pollutants: Attach the most recent results from the sampling and analysis during normal working hours of all regulated process streams including the following information:
- a. Sample Type (i.e., flow proportional, composite, grab)
 - b. Frequency of Samples
 - c. Time, date, and location of sampling event
 - d. Method of analysis
 - e. Comparison of results with applicable pretreatment standards
 - f. If alternate limits (i.e., combined wastestream formula) are calculated, include the limit and all supporting data
- 7) Certification: Are pretreatment standards for your industry being met on a consistent basis by this facility?
☐1 YES ☐2 NO If "yes," go on to Question 9.
- 8) If answer to number 7 is "no," will additional pretreatment and/or operations and maintenance be required for this facility to meet pretreatment standards?
☐3 YES ☐4 NO
If "no," attach explanation for non-compliance.
If "yes," attach a description of the required pretreatment and/or operations and maintenance to gain compliance, and include schedule of dates for commencement and completion of events leading to the construction and operation of this additional pretreatment.
- 9) List any other environmental control permits held by this facility:
- _____
- _____
- _____

I have personally examined and am familiar with the information submitted on this form and attachments. Based upon my inquiry of those individuals immediately responsible for obtaining the information reported herein, I believe that the submitted information is true, accurate and complete. I am aware that there are significant penalties for submitting false information, as dictated by 40 CFR 403.12(m).

Signature of Official

Date

Title of Official

SECTION IV LIST OF INDUSTRIAL USERS

SECTION IV LIST OF INDUSTRIAL USERS

The following section includes lists of Industrial Users within the reach and purview of the Pretreatment program in 2007.

The list of permitted industrial users includes a breakdown of categorical industrial users, significant industrial users, dry cleaners, and treated groundwater dischargers.

The “Complete Business Listing by Class” includes all users subject to inspection and is organized by type of business.



Complete Business Listing by Class

<u>CLASS</u>	<u>IU Name</u>	<u>IU Number</u>	<u>Business Address</u>		<u>STATUS</u>
AUTO BODY	Advanced Collision Centers	AB0001	122	Hubbard St.	OPEN
	Bordner Auto Body	AB0002	130	Center St.	OPEN
	Canepa Design	AB0013	1191	Water St.	CLOSE
	Chuck Fanucci Auto Body	AB0004	211	Mcpherson St.	OPEN
	Collins Auto Body	AB0003	113	Watson St.	OPEN
	GMP Speed and Machine	AB0017	2119	Delaware Ave.	OPEN
	Harrison Auto Body	AB0005	1006	Water St.	CLOSE
	La Vars Auto Body	AB0014	105	Bronson St.	OPEN
	Perrigos	AB0006	251	Washington St.	OPEN
	Rolfs Auto Body	AB0007	1800	Soquel Ave.	CLOSE
	Santa Cruz Auto Body Inc.	AB0009	324	River St.	OPEN
	Scotts Body Shop	AB0011	140	Center St.	OPEN
	T&T Customs	AB0018	2117	Delaware Ave.	OPEN
	T. & J. Autobody	AB0016	815	Almar Ave.	CLOSE
	TDKS	AB0012	125	River St.	CLOSE
	Westons Auto	AB0015	1298	Fair Ave.	OPEN
AUTO DEALER	North Bay Ford Dealership	AD0001	1999	Soquel Ave.	OPEN
	Pacific Coast Interprises	AD0005	1266	Soquel Ave.	OPEN
	Santa Cruz Dodge	AD0006	1616	Soquel Ave.	OPEN

<u>CLASS</u>	<u>IU Name</u>	<u>IU Number</u>	<u>Business Address</u>			<u>STATUS</u>
	Santa Cruz Nissan/Volkswagen	AD0007	1616	Soquel	Ave.	OPEN
	Subaru of Santa Cruz	AD0008	1219	Soquel	Ave.	OPEN
<hr/>						
AUTO DETAIL						
	Santa Cruz Auto Detail Shop	ADT003	1207	Water	St.	OPEN
	Water St. Auto Detail	ADT004	1025	Water	St.	CLOSE
<hr/>						
AUTO ELECTRIC						
	Auto Electric Specialist	AE0001	397	Coral	St.	CLOSE
	Tims Auto Electric	AE0002	226	Benito	St.	OPEN
<hr/>						
AUTO FORKLIFTS						
	K Lift Service Co Inc.	AF0001	1360	Burton	Ave.	CLOSE
<hr/>						
<hr/>						
AUTO PARTS STORES	C. Obert and Company	APS001	2131	Delaware	Ave.	CLOSE
	Santa Cruz Auto Parts	AP0001	1919	Soquel	Ave.	OPEN
<hr/>						
AUTO RENTAL						
	Autoworld Sales and Leasing	ART007	725	Soquel	Ave.	OPEN
	Avis Rent a Car	ART008	630	Ocean	St.	OPEN
	Budget Car and Truck Rental	ART006	919 C	Ocean	St.	OPEN
	Enterprise Rent A Car	ART003	1303	Ocean	St.	OPEN
	Hertz Local Edition	ART001	2125	Delaware	Ave.	CLOSE

<u>CLASS</u>	<u>IU Name</u>	<u>IU Number</u>	<u>Business Address</u>			<u>STATUS</u>
AUTO RENTAL	Hertz Local Edition	ART009	130	Center	St.	OPEN
	Laidlaw Transportation Services	ART010	117	Fern	St.	OPEN
	Ryder Truck Rental & Thrifty Car Rental	ART005	1010	Water	St.	CLOSE
	The Z Zone	ART011	703	Pacific	Ave.	OPEN
	Thrifty Car Rental	ART004	1303	Ocean	St.	CLOSE
<hr/>						
AUTO REPAIR	A-1 Mobile Service	AR0042	743	Sanborn	Pl.	OPEN
	AAAA Elite Auto Service	AR0002	110	Stanford	Ave.	CLOSE
	Aamco Transmissions	AR0052	1915	Soquel	Ave.	OPEN
	Advanced Auto	AR0003	1025	Water	St.	OPEN
	Ainsworth Santa Cruz	AR0004	220 "A"	Front	St.	OPEN
	B and E Mobile Repair	AR0005	134	Fernside	St.	CLOSE
	Bear Service	AR0006	112	Coral	St.	CLOSE
	Big O Tires	AR0050	1025	Water	St.	OPEN
	C & C Auto Service	AR0009	318	River	St.	CLOSE
	Cashs Automotive Service	AR0010	619	River	St.	OPEN
	Central Coast Citroen	AR0011	318	Morrissey	Blvd.	CLOSE
	Chandler Auto Repair	AR0012	501	Soquel	Ave.	CLOSE
	Chuck Manning Auto Services	AR0038	1000	Water	St.	OPEN
	Clutch House Inc.	AR0013	1203	Water	St.	CLOSE
	Comprehensive Mechanics	AR0020	115	Mcpherson	St.	OPEN
	Eastman Motors	AR0014	325	Ingalls	St.	CLOSE
	Eurotechs	AR0016	211	Cedar	St.	CLOSE
	Evolution Automotive Repair	AR0056	815	Almar	Ave.	OPEN
	Fidelity Automotive	AR0017	916	Soquel	Ave.	OPEN
	Gerry Brown Imported Car Service Inc,	AR0007	318	River	St.	CLOSE
	Goodyear Tires & Auto Repair	AR0059	1203	Water	St.	OPEN
	Graniterock-Fleet Maintenance Yard	AR0039	129	Coral	St.	OPEN
	Hashimoto Toyota Auto Repair	AR0018	226	Benito	Ave.	CLOSE
	Hennings Werkstatt Inc.	AR0019	1025	Water	St.	OPEN
	J.V. Tire & Truck Accessories	AR0048	220	Lincoln	St.	OPEN

<u>CLASS</u>	<u>IU Name</u>	<u>IU Number</u>	<u>Business Address</u>	<u>STATUS</u>
AUTO REPAIR	Jiffy Lube, Store # 2334	AR0055	1705 Soquel Ave.	OPEN
	Jim Ludy Automotive Maintenance	AR0022	501 Soquel Ave.	OPEN
	Legacy Automotive	AR0021	318 River St.	OPEN
	Marty Mechanic	AR0046	1915 15th Ave.	OPEN
	Maxwell Tire & Alignment	AR0058	1807 Soquel Ave.	OPEN
	Mechanic on Wheels	AR0051	295 Day Valley	CLOSE
	Midas Muffler Shop	AR0023	1218 Ocean St.	OPEN
	Mobile German Auto Works	AR0054	1743 Escalona Dr.	OPEN
	Mobile Mechanic H & D	AR0024	222 Columbia St.	CLOSE
	Monterey Bay Automotive	AR0047	318C River St.	OPEN
	Polar Radiator Service Inc.	AR0025	114 Coral St.	OPEN
	Putney and Perry	AR0027	325 Front St.	OPEN
	Quality Automotive	AR0044	908 Ocean St.	OPEN
	R & V Fields Brakes	AR0028	1000 Water St.	CLOSE
	Rene's Auto Repair	AR0049	501 Soquel Ave.	OPEN
	Reyes Auto Repair	AR0057	217 McPhearson St.	OPEN
	RPM Auto and Truck	AR0036	1025-C Water St.	
	RPM Auto Repair	AR0037	1025-C Water St.	OPEN
	Rustys Honda and Mazda Repair	AR0029	318 River St.	OPEN
	Santa Cruz Auto Tech	AR0030	738 Branciforte Ave.	OPEN
	Santa Cruz Automotive	AR0045	124 Benito St.	OPEN
	Santa Cruz Import Truck Service	AR0031	132 Benito Ave.	OPEN
	Santa Cruz Motorsports	AR0008	211 Cedar St.	OPEN
	Stanford Ave. Garage	AR0041	110 Stanford Ave.	OPEN
	The Engine Room	AR0015	125 Front St.	OPEN
	Volks Café	AR0043	1823 Soquel Ave.	OPEN
	Water Star Motors	AR0033	318 A River St.	OPEN
	Westside Brake and Muffler Repair	AR0034	116 Mc Pherson St.	CLOSE
	Wheel Works	AR0040	220 Front St.	OPEN
	Wilson's Tire & Service	AR0053	1807 Soquel Ave.	CLOSE

<u>CLASS</u>	<u>IU Name</u>	<u>IU Number</u>	<u>Business Address</u>			<u>STATUS</u>
	Work Force	AR0035	312	May	Ave.	OPEN

AUTO SALES

AA Low Cost Auto Rental And Sales	AS0001	310	Front	St.	CLOSE
Auto Zone	AS0002	1800	Soquel	Ave.	OPEN
AutoRose	AS0003	1215	Water	St.	CLOSE
Beach Auto Sales/Pacific Avenue Motors	AS0008	512	Pacific	Ave.	OPEN
Beach Front Auto Wholesales	AS0004	1303	Ocean	St.	CLOSE
Car Store Santa Cruz	AS0006	1025	Water	St.	CLOSE
Cheney Used Car Lot, Al	AS0005	1926	Soquel	Ave.	CLOSE
LBCO	AS0007	512	Pacific	Ave.	CLOSE
Premier Auto	AS0009	1025	Water	St.	CLOSE
Surf City Motors	AS0010	1025	Water	St.	OPEN

AUTO TOWING

Lifesaver Towing	AT0002	505	River	St.	OPEN
North County Recovery and Towing Inc.	AT0001	1210	Fair	Ave.	OPEN

AUTO WASH

Bei Scott Car Wash/Mission	AW0001	2321	Mission	St.	OPEN
Bei Scott Car Wash/Water	AW0003	827	Water	St.	OPEN
Whalers Car Wash	AW0002	2001	Soquel	Ave.	OPEN

<u>CLASS</u>	<u>IU Name</u>	<u>IU Number</u>	<u>Business Address</u>		<u>STATUS</u>
AUTO- MOTORCYCLE SALES	Cycle Revolution	AM0001	322	Pacific Ave.	OPEN
	Santa Cruz Custom Motorcycles	AMS001	2119	Delaware Ave.	CLOSE
	Santa Cruz Harley Davidson Inc	AM0002	1148	Soquel Ave.	OPEN
	SC Custom Motorcycles	AM0003	2119	Delaware Ave.	OPEN
<hr/>					
BAKERY					
	Allbright Donut Shoppe	"000007	1055	Water St.	OPEN
	Aunt Netties Bakery	"000009	104	Bronson St.	CLOSE
	Bagelry on Cedar Street	"000011	320	Cedar St.	OPEN
	Bagelry on Seabright Avenue	"000010	1636	Seabright Ave.	OPEN
	Beckmans Bakery	"000019	104	Bronson St.	OPEN
	Beckmans Old World Bakery	"000020	2341	Mission St.	OPEN
	Black China Bakery	"000024	104	Bronson St.	OPEN
	Cefieros Donuts	"000050	1222	Mission St.	CLOSE
	Costco/Bakery Department	"000059	220	Sylvania Ave.	OPEN
	Emilys Good Things To Eat	"000079	1129	Mission St.	OPEN
	Ferrells Donut Shop #1	"000086	2227	Mission St.	OPEN
	Ferrells Donut Shop #2	"000089	1403	Ocean St.	OPEN
	Gigi's Bakery and Café	"000291	550	River St.	OPEN
	Hoffmans Bakery	"000324	1100	Pacific Ave.	OPEN
	Kellys French Bakery	"000349	401	Ingalls St.	OPEN
	Kellys French Pastries	"000118	1547	Pacific Ave.	CLOSE
	La Huixtepecana	"000138	1705	Mission St.	OPEN
	Noahs New York Bagel	"000148	1411	Pacific Ave.	OPEN
	Pacific Cookie Company	"000162	1203	Pacific Ave.	OPEN
	Pacific Cookie Company	"000176	303	Potrero St.	OPEN
	Rebeccas Mighty Muffins	"000176	514	Front St.	CLOSE
	The Buttery	"000226	702	Soquel Ave.	OPEN

<u>CLASS</u>	<u>IU Name</u>	<u>IU Number</u>	<u>Business Address</u>	<u>STATUS</u>
BOAT REPAIR				
	Aquarius Boat Works	BR0004	495 Lake Ave.	OPEN
	Daves Outboard	BR0001	105 Bronson St.	OPEN
	Monterey Bay Marine Engine Co.	BR0002	555 Brommer St.	OPEN
	Pacific Yachts	BR0003	413 Lake Ave.	CLOSE
	Santa Cruz Port District	BW0001	135 Fifth Ave.	OPEN
CONVALESCENT				
	Dominican Rehabilitation Services	CON001	610 Frederick St.	OPEN
	ElderDay Adult Health Care	"000077	1410 Ocean St.	CLOSE
	Front Street Residential	"000094	126 Front St.	OPEN
	New Life Center	"000146	707 Fair St.	OPEN
DRY CLEANER				
	Almar Cleaners and Shoe Repair I	DC0004	857 Almar Ave.	OPEN
	Bariteaus	DC0005	620 Water St.	OPEN
	Classic Cleaners	DC0003	609 Soquel Ave.	OPEN
	Del Mar Cleaners	DC0002	1307 Soquel Ave.	OPEN
	Mission Dry Cleaner	DC0001	1224 Mission St.	OPEN
	Pacific Dry Cleaners	DC0007	511 Cedar St.	CLOSE
	Vapor Cleaners	DC0006	285 Water St.	OPEN
ENGINE STEAM CLEANING				
	Isiah's Auto Detailing	ESC001	1025 Water St.	CLOSE

<u>CLASS</u>	<u>IU Name</u>	<u>IU Number</u>	<u>Business Address</u>			<u>STATUS</u>
FLEET						
TRANSPORTATION	ABC Sedans and Limousines	FT0008	P.O Box			CLOSE
	Beckman's Bakery (Fleet)	FT0007	104	Bronson	St.	OPEN
	Goodwill Industries	FT0001	350	Encinal	St.	OPEN
	Graniterock-Concrete Production Yard	FT0002	303	Coral	St.	OPEN
	Las Animas Concrete	FT0003	146	Encinal		OPEN
	Producers Dairy	FT0005	104	Bronson	St.	CLOSE
	U.S. Post Office	FT0009	850	Front	St.	OPEN
	United Parcel Service	FT0006	251	Sylvania	Ave.	OPEN
	Yellow Cab Co.	FT0004	131	Front	St.	CLOSE
FOOD CATERING						
	Aunt Netties-Westside	"000326	2100	Delaware	Ave.	OPEN
	Russos Commercial Kitchen	"000185	216	Fern	St.	OPEN
	Sushi Now	"000330	254	Portrero	Ave.	OPEN
FOOD MARKET						
	Albertson's Grocery	"000131	911	Soquel	Ave.	CLOSE
	California Market	"000046	1616	Market	St.	CLOSE
	Days Market Liquors & Deli	"000065	526	Seabright	Ave.	OPEN
	Del Mar Theatre	"000323	1124	Pacific	Ave.	CLOSE
	Del Pueblo Market	"000067	2118	Soquel	Ave.	OPEN
	Dos Mini Market	"00069	1822	Soquel	Ave.	CLOSE
	Esperanza Market	"000083	341	Ocean	St.	OPEN
	Irenes Kitchen & Deli	"000107	354	Washington	St.	CLOSE
	La Esperanza Market	"000082	1204	Mission	St.	OPEN
	Linda Vista Market	"000126	2404	Mission	St.	CLOSE
	New Leaf Community-Mission St	"000145	2351	Mission	St.	OPEN

New Leaf Community-Pacific Avenue	"000144	1134	Pacific	Ave.	OPEN
Quality Market	"000173	221	Riverside	Ave.	OPEN
Safeway Stores on Mission	"000187	2111	Mission	St.	OPEN
Safeway Stores on Morrissey	"000186	117	Morrissey	Ave.	OPEN
Shoppers Corner/Meat Dept.	"000198	622	Soquel	Ave.	OPEN
Sun Market	"000207	220	Liebrandt	Ave.	OPEN
Zannottos Family Markets	"000249	700	Front	St.	CLOSE

GAS STATION

5th Ave Center Inc.	GAS023	2003	Mission	St.	OPEN
Andys BP/Gas & Shop	GAS002	2003	Mission	St.	CLOSE
Arco, Kwik Serve Gas Station	GAS017	1725	Mission	St.	OPEN
Beach City Gas Station	GAS003	1104	Ocean	St.	CLOSE
Beacon Gas Station #3735	GAS006	1516	Soquel	Ave.	CLOSE
Beacon Station, 1319 Ocean St., #3503 Valero	GAS004	1319	Ocean	St.	CLOSE
Beacon Station, 2202 Mission St., #3734	GAS005	2202	Mission	St.	CLOSE
Betty's Union Service	GAS010	433	Ocean	St.	CLOSE
Bobs Chevron Service	GAS008	805	Ocean	St.	CLOSE
Chevron-Mission Smog Repair	GAS009	823	Mission	St.	OPEN
Gas and Shop	GAS018	2003	Mission	St.	CLOSE
Ocean St Chevron	GAS012	404	Soquel	Ave.	OPEN
Rod & Ros	GAS014	1024	Water	St.	OPEN
Rotten Robbie #35	GAS013	1906	Mission	St.	OPEN
Sav on Gasoline	GAS015	1415	Ocean	St.	OPEN
Shell Gas Station-Ocean St	GAS011	745	Ocean	St.	CLOSE
Unocal 76	GAS016	904	Mission	St.	OPEN
Unocal 76, Santa Cruz Gas	GAS019	805	Ocean	St.	OPEN
Unocal/Harbor 76	GAS001	1505	Soquel	Ave.	OPEN
Valero Gas - Ocean Street	GAS024	1319	Ocean	St.	OPEN
Valero Gas and Shop - Mission Street	GAS021	2202	Mission	St.	
Valero Gas and Shop - Mission Street	GAS022	2202	Mission	St.	OPEN
Valero Gas and Shop - Soquel Ave	GAS020	1516	Soquel	Ave.	OPEN
Valero Gas and Shop former Bobs Beacon Service	GAS007	335	Mission	St.	OPEN

GROUNDWATER

Anderson Pacific Engineering-Laurel Street Bridge	GW0002		Laurel Street Bridge		CLOSE
Beach City Gas Station	GW0016	1104	Ocean	St.	CLOSE
CALTRANS	GW0001		Mission	St.	CLOSE
Conoco Phillips Service Station # 4818	GW0003	1505	Soquel	Ave.	OPEN
Dominican Hospital	GW0012	610	Frederick	St.	OPEN
Dominican Hospital	GW0006	610	Frederick	St.	OPEN
Fins Coffee	GW0018	1104	Ocean	St.	OPEN
Former Beach City Gas Station	GW0017	1104	Beach	St.	OPEN
Granite Construction Company	GW0008	1280	Shaffer	Rd.	CLOSE
Pacific States Environmental	GW0015	125	River	St.	OPEN
Pacific States Environmental	GW0010	1010	Pacific	Ave.	CLOSE
Pacific Union Apartments, Inc	GW0013	1010	Pacific	Ave	CLOSE
Pacific Union Apartments, Inc	GW0011	1010	Pacific	Ave.	CLOSE
Santa Cruz Industries	GW0004	411	Swift	St.	OPEN
Ultramar Inc./Beacon Service Station # 735	0002GD	1516	Soquel	Ave.	CLOSE
Vapor Cleaners Ground Water-Weber, Hayes & Associates	GW0005	285	Water	St.	OPEN
Weber Hayes and Associates	GW0014	1415	Ocean	St.	OPEN

HOTEL

Best Western All Suites Inn	"000381	500	Ocean	St.	OPEN
West Coast Santa Cruz Hotel	"000236	175	West Cliff	Dr.	OPEN

LABORATORY

Santa Cruz Biotechnology	NC0006	2161	Delaware	Ave.	OPEN
--------------------------	--------	------	----------	------	------

<u>CLASS</u>	<u>IU Name</u>	<u>IU Number</u>	<u>Business Address</u>		<u>STATUS</u>
LAUNDRY					
	Bei Scott Laundry	LY0001	815	Soquel Ave.	OPEN
<hr/>					
MANUFACTURING					
	Anadanzia	MF0003	2125	Delaware Ave.	CLOSE
	Anatometal Inc.	MF0009	411	Ingalls St.	OPEN
	Bonny Doon Winery	WINE01	328	Ingalls Ave.	OPEN
	Dallas Electronics	MF0006	2151	Delaware Ave.	OPEN
	E.V. Moceo	MF0005	1206	Fair Ave.	CLOSE
	Good Earth Tea's	MF0002	831	Almar Ave.	OPEN
	Harmony Foods	SIU001	2200	Swift St.	OPEN
	Johnson Diversey Equipment	MF0004	2841	Mission St.	OPEN
	Radiac Abrasives	MF0001	815	Almar Ave.	CLOSE
	Santa Cruz Mountain Bikes	MF0010	104	Bronson St.	OPEN
	Shens Gallery	0001MF	2117	Delaware Ave.	OPEN
	Tobeys Rasp Service	MF0007	719	Swift St.	CLOSE
	University Business Park (former Wrigley's Building)	MF0008	2801	Mission St.	OPEN
<hr/>					
MEDICAL LAB					
	Santa Cruz Medical Clinic	Phot05	2025	Soquel Ave.	OPEN
<hr/>					

<u>CLASS</u>	<u>IU Name</u>	<u>IU Number</u>	<u>Business Address</u>	<u>STATUS</u>
PHOTOFINISHER	Covello and Covello Photography	Phot04	602 Mission St.	OPEN
	Longs Drugs (Front St.)	Phot01	600 Front St.	OPEN
	Longs Drugs (Mission St)	Phot02	1700 Mission St.	OPEN
	Rite Aid #5979	Phot06	901 Soquel Ave.	OPEN
	Walgreen Drug Stores	Phot03	1718 Soquel Ave.	OPEN
<hr/>				
PRINTER	Santa Cruz County Sentinel	NC0002	207 Church St.	CLOSE
	Santa Cruz Printery	PRT001	110A Vernon St.	OPEN
<hr/>				
PUBLIC AGENCY	City of Santa Cruz Fleet Services	PA0005	1125 River Graham St.	OPEN
	City of Santa Cruz Water Treatment Plant	SIU002	715 Hill Rd.	OPEN
	City of Santa Cruz, Class III Landfill	NC0004	605 Dimeo Ln.	OPEN
	County of Santa Cruz Fleet Services	PA0004	701 Ocean St.	OPEN
	Santa Cruz High School	PA0006	415 Walnut Ave.	OPEN
	Santa Cruz Metro Transit District	PA0002	120 Golf Club Dr.	OPEN
	Santa Cruz Metro Transit District	PA0001	1200 River St.	OPEN
	Santa Cruz Metro Transit District	PA0003	111 Dubois St.	OPEN
RECREATION	University of California Santa Cruz	NC0005	1156 High St.	OPEN
<hr/>				
VEHICLE REPAIR	RV Service Center of Santa Cruz	RVR001	2525 Mission St.	OPEN
	RVs of Merritt	RVR002	1605 Soquel Ave.	CLOSE
<hr/>				

<u>CLASS</u>	<u>IU Name</u>	<u>IU Number</u>	<u>Business Address</u>	<u>STATUS</u>
RESTAURANT	418 Front Street Café	"000358	418 Front St.	CLOSE
	A & W Family Restaurant	"000005	902 Ocean St.	CLOSE
	Acapulco Restaurant	"000001	1116 Pacific Ave.	OPEN
	Adolfs	"000002	525 Water St.	OPEN
	Al Dente	"000003	415 Seabright Ave.	OPEN
	Aldos Bakery and Pasta	"000004	841 Almar Ave.	CLOSE
	Aldo's Bakery and Pasta	"000312	841 Almar St.	CLOSE
	Aldos Restaurant	"000006	616 Atlantic Ave.	OPEN
	Almar Grill	"000314	841 Almr Ave.	CLOSE
	Anchor Deli	"000299	2332 Mission St.	CLOSE
	Aqua Blu	"000400	1108 Pacific Ave.	OPEN
	Asian Rose Café Downtown	"000008	1547 Pacific Ave.	OPEN
	Asian Rose on Soquel	"000133	1116 Soquel Ave.	CLOSE
	Bad Ass Coffee	"000145	1207 Pacific Ave.	OPEN
	Baja Fresh	"000365	1133 Pacific Ave.	OPEN
	Bakers Square Restaurant	"000012	1107 Ocean St.	OPEN
	Barosa Grill	"000351	515 Cedar St.	OPEN
	Baskin Robins	"000014	1917 Mission St.	CLOSE
	Batik Café	"000422	1209 Soquel Ave.	OPEN
	Batish House	"000015	1310 Mission St.	OPEN
	Beach Street Café	"000017	399 Beach St.	OPEN
	Beans	"000018	901 River St.	CLOSE
	Beas Koffee Kup	"000016	1209 Soquel Ave.	CLOSE
	Benten Restaurant	"000021	1547 Pacific Ave.	OPEN
	Betty's Burgers	"000423	505 Seabright Ave.	OPEN
	Between Two Slices	"000022	2226 Soquel Ave.	CLOSE
	Big Js Pizza	"000023	845 Almar Ave.	CLOSE
	Black China Bakery Café	"000375	1121 Soquel Ave.	OPEN
	Blimpies	"000025	1024 Water St.	CLOSE
	Boardwalk/Barbary Coast	"000026	400 Beach St.	OPEN
	Boardwalk/Barnacle Bills	"000027	400 Beach St.	OPEN
	Boardwalk/Beach Deck	"000028	400 Beach St.	OPEN
	Boardwalk/Burgers	"000029	400 Beach St.	OPEN

<u>CLASS</u>	<u>IU Name</u>	<u>IU Number</u>	<u>Business Address</u>			<u>STATUS</u>
RESTAURANT	Boardwalk/Coasters Bar-Grill	"000359	400	Beach	St.	OPEN
	Boardwalk/Coconut Grove	"000030	400	Beach	St.	OPEN
	Boardwalk/Dipper Diner	"000031	400	Beach	St.	OPEN
	Boardwalk/Fish & Fry	"000032	400	Beach	St.	OPEN
	Boardwalk/Fishermans Galley	"000033	400	Beach	St.	OPEN
	Boardwalk/Funnel Cakes	"000034	400	Beach	St.	OPEN
	Boardwalk/Gyros	"000035	400	Beach	St.	OPEN
	Boardwalk/Handout	"000036	400	Beach	St.	OPEN
	Boardwalk/Hodgies	"000037	400	Beach	St.	OPEN
	Boardwalk/Hot Dog/Chicken	"000038	400	Beach	St.	OPEN
	Boardwalk/Pizza Hut/Taqueria	"000039	400	Beach	St.	OPEN
	Boardwalk-Surf City Grill	"000394	400	Beach	St.	OPEN
	Boccis Cellar	"000040	140	Encinal	St.	OPEN
	Borders Café	"000289	1200	Pacific	Ave.	OPEN
	Bread Shop Granola	"000042	400	Beach	St.	CLOSE
	Bruno's BBQ	"000413	303	Protrero	St.	OPEN
	Buffalo Bill	"000354	107	Leonard	St.	OPEN
	Burger King on Mission Street	"000041	2015	Mission	St.	OPEN
	Burger King on Soquel Avenue	"000042	1302	Soquel	Ave.	OPEN
	Burrito & Oriental Express	"000043	920	Pacific	Ave.	CLOSE
	Café Bella Napoli	"000044	502	Water	St.	CLOSE
	Café Brazil	"000045	1410	Mission	St.	OPEN
	Café El Palomar	"000391	2222	East Cliff	Dr.	OPEN
	Cafe La Vie	"000404	429	Front	St.	OPEN
	Café Limelight	"000288	1016	Cedar	St.	OPEN
	Café Lola	"000340	1520	Mission	St.	CLOSE
	Café Mare	"000335	740	Front	St.	OPEN
	Callahans	"000047	507	Water	St.	OPEN
	Carpos	"000337	2018	Mission	St.	CLOSE
	Casa Blanca	"000048	101	Main	St.	OPEN
	Catalyst	"000049	1011	Pacific	Ave.	OPEN
	Center Street Grill	"000408	1001	Center	St.	OPEN
	Chai Brewers	"000051	306	Protrero	St.	CLOSE

<u>CLASS</u>	<u>IU Name</u>	<u>IU Number</u>	<u>Business Address</u>	<u>STATUS</u>
RESTAURANT	Charlie Hong Kong Noodles	"000193	1141 Soquel Ave.	OPEN
	Chill Out Café	"000325	1222 Soquel Ave.	OPEN
	China One Intl Buffet	"000352	525 Water St.	CLOSE
	China Station	"000052	2301 Mission St.	CLOSE
	China Szechwan Restaurant	"000053	221 Cathcart St.	OPEN
	Chocolate	"000096	1522 Pacific Ave.	OPEN
	Civic Center/Santa Cruz	"000054	307 Church St.	OPEN
	Clouds Downtown	"000055	110 Church St.	OPEN
	Club Caution	"000386	516 Front St.	OPEN
	Coffeetopia	"000290	1723 Mission St.	OPEN
	Coldstone Creamery	"000380	1129 Pacific Ave.	OPEN
	Cooper St Café	"000056	725 Front St.	CLOSE
	Costa Brava on Pacific Avenue	"000058	1222 Pacific Ave.	OPEN
	Costa Brava on Seabright	"000057	505 Seabright Ave.	CLOSE
	Costa Brava River St.	"000338	420 River St.	OPEN
	Costco/Deli Department	"000060	220 Sylvania Ave.	OPEN
	County Cafeteria	"000061	701 Ocean St.	OPEN
	County Jail/Foodservices	"000062	259 Water St.	OPEN
	Crepe Place	"000063	1134 Soquel Ave.	OPEN
	Crow's Nest	"000361	2218 East Cliff Dr.	OPEN
	Cruisers	"000336	429 Front St.	CLOSE
	Cypress Lounge	"000112	120 Union St.	OPEN
	Daffo-Deli Pizza	"000064	125 Beach St.	CLOSE
	De LaVeaga Golf Course/Restaurant	"000066	401 Upper Park Rd.	OPEN
	DeLaveaga Elementary School	"000310	1145 Morrissey Blvd.	OPEN
	Dennys Restaurant	"000068	1515 Ocean St.	OPEN
	Dominican Hospital	"000259	610 Frederick St.	OPEN
	Dominicks Fish & Poultry	"000070	118 Coral St.	CLOSE
	Dominoes Pizza	"000071	2391 Mission St.	OPEN
	Donbo Restaurant	"000405	103 Lincoln St.	OPEN
	Donnelly Fine Chocolates	"000177	1509 Mission St.	OPEN
	Double Rainbow Café	"000072	1123 Pacific Ave.	CLOSE
	E3 Playhouse	"000403	435 Front St.	CLOSE

<u>CLASS</u>	<u>IU Name</u>	<u>IU Number</u>	<u>Business Address</u>	<u>STATUS</u>
RESTAURANT	El Centro Food Court	"000073	1108 Pacific Ave.	CLOSE
	El Charrito Burrito	"000370	1024 Water St.	CLOSE
	El Paisano Tamales	"000074	609 Beach St.	OPEN
	El Palomar	"000075	1336 Pacific Ave.	OPEN
	El Salvadoreno Restaurant	"000076	2106 Mission St.	CLOSE
	Elks Lodge No. 824	"000078	150 Jewell St.	OPEN
	Elm Street Mission	"000322	117 Elm St.	OPEN
	Engfer Pizza Works	"000306	537 Seabright Ave.	OPEN
	Eriks Deli Café	"000081	712 Front St.	OPEN
	Eriks Deli, Coral Street	"000080	365 Coral St.	CLOSE
	Falafel House	"000085	113 Walnut St.	OPEN
	Falafel Hut	"000087	309 Beach St.	OPEN
	Falafel Of Santa Cruz	"000088	1510 Mission St.	OPEN
	Feel Good Foods, Kitchen	"000388	306 Protrero St.	OPEN
	Foster Freeze East S.C. on Soquel Avenue	"000092	1836 Soquel Ave.	OPEN
	Foster Freeze on Laurel Street	"000091	229 Laurel St.	OPEN
	Freddys Taqueria	"000093	325 Barson St.	CLOSE
	Fresh Prep Kitchens	"000401	504-A Front St.	OPEN
	Gabriella Café	"000095	910 Cedar St.	OPEN
	Garage Sports Bar	"000321	603 Front St.	CLOSE
	Gelatomania	"000374	110 Cooper St.	OPEN
	Golden City	"000320	1230 Mission St.	OPEN
	Golden West Restaurant	"000098	909 Ocean St.	CLOSE
	Greek Orthodox Church	"000373	223 Church St.	OPEN
	Hacienda Taqueria	"000355	303 Beach St.	OPEN
	Harbor High School	"000311	300 La Fonda Ave.	OPEN
	Harvey West Clubhouse	"000099	325 Evergreen St.	OPEN
	Harvey West Clubhouse	"000301	325 Evergreen St.	OPEN
	Health Services Agency	"000104	1080 Emiline St.	CLOSE
	Herland Café	"000100	904 Center St.	CLOSE
	Hernandez Market	"000345	354 Washington St.	OPEN
	Hindquarter Bar & Grill	"000101	303 Soquel Ave.	OPEN
	Hobeas Santa Cruz	"000102	740 Front St.	CLOSE

<u>CLASS</u>	<u>IU Name</u>	<u>IU Number</u>	<u>Business Address</u>	<u>STATUS</u>
RESTAURANT	Holiday Inn Santa Cruz	"000103	611 Ocean St.	CLOSE
	Homeless Community Resource Center	"000360	115 Coral St.	OPEN
	Hoots Yogurt	"000307	827 Water St.	CLOSE
	House of Bread	"000303	1101 Pacific Ave.	OPEN
	Ideal Bar & Grill	"000105	106 Beach St.	OPEN
	Il Trullo, Italian Restaurant	"000398	503 Water St.	CLOSE
	Ixtayopan Ice Cream and Coffee	"000368	1224 Soquel Ave.	CLOSE
	Jack In The Box	"000108	640 Ocean St.	OPEN
	Jacks Hamburgers	"000109	202 Lincoln St.	OPEN
	Jalapenos Taqueria on Laurel Street	"000110	206 Laurel St.	OPEN
	Jalapenos Taqueria on Soquel Avenue	"000111	1201 Soquel Ave.	OPEN
	Jamba Juice	"000278	1550 Pacific Ave.	OPEN
	Java Junction	"000113	519 Seabright Ave.	OPEN
	Java Junction River St	"000339	580 River St.	OPEN
	Jefferys Restaurant	"000114	2050 Soquel Ave.	OPEN
	Jitlada	"000328	107 Leonard St.	CLOSE
	Joes Pizza & Subs	"000115	841 Branciforte Ave.	OPEN
	Johnny's Harborside	"000389	493 Lake Ave.	OPEN
	Juice Hut	"000116	2381 Mission St.	CLOSE
	Jumpin Juice Java	"000396	1010 Pacific Ave.	OPEN
	Jumping Monkey Cafe	"000395	418 Front St.	OPEN
	K2 Café & Bistro	"000117	104 Bronson St.	CLOSE
	Kelly's French Pastry	"000344	401 Ingals St.	OPEN
	Kentucky Fried Chicken on Branciforte	"000120	841 Branciforte Ave.	OPEN
	Kentucky Fried Chicken on Mission	"000119	1618 Mission St.	OPEN
	Kiantis Pizza and Pasta	"000382	1100 Pacific Ave.	OPEN
	King & I Thai Cuisine	"000313	1108 Pacific Ave.	CLOSE
	King Chwan	"000121	415 Ocean St.	OPEN
	Kuumbwa Jazz Center	"000122	320 Cedar St.	OPEN
	L-8 Buffet	"000363	431 Front St.	OPEN
	La Barrenada	"000357	313 Beach St.	OPEN
	La Mission Restaurant	"000123	1719 Mission St.	OPEN
	La Posada	"000124	609 Frederick St.	OPEN

<u>CLASS</u>	<u>IU Name</u>	<u>IU Number</u>	<u>Business Address</u>	<u>STATUS</u>
RESTAURANT	La Posta	"000416	538 Seabright Ave.	OPEN
	Las Palmas Taco Bar	"000125	55 Front St.	OPEN
	Lava Rock Café	"000372	541 Seabright Ave.	CLOSE
	Lifestyle Culinary Arts	"000420	101 Cooper St.	OPEN
	Lilian's Italian Kitchen	"000418	1116 Soquel Ave.	OPEN
	Lindas Seabreeze Café	"000127	542 Seabright Ave.	OPEN
	Lisa's Bakery and Cafe	"000402	381 Soquel Ave.	CLOSE
	Little Ceasers Pizza	"000366	233 Ocean St.	OPEN
	Little Shanghai Restaurant	"000128	1010 Cedar St.	OPEN
	Los Cabos Restaurant	"000281	313 Beach St.	CLOSE
	Los Laureles	"000294	233 Ocean St.	CLOSE
	Los Pinos	"000129	2019 Pacific Ave.	OPEN
	Louden Nelson Center	"000130	301 Center St.	OPEN
	Lulu Carpenters	"000084	1545 Pacific Ave.	OPEN
	Lulu's at the Octagon	"000419	118 Cooper St.	OPEN
	Mackenzies Kandy Kitchen	"000132	1492 Soquel Ave.	OPEN
	Manilla Turo Turo	"000155	1133 Pacific Ave.	CLOSE
	Marcelos The Restaurant	"000135	1520 Mission St.	CLOSE
	Mariannes Ice Cream	"000136	1220 Ocean St.	OPEN
	Mariannes-Westside Production	"000327	2100 Delaware #D	OPEN
	Marinis Downtown	"000137	1308 Pacific Ave.	OPEN
	Masako Sushi	"000406	1520 Mission St.	OPEN
	May's Sushi Restaurant	"000417	1800 Soquel Ave.	OPEN
	McDonalds Ocean	"000139	1210 Ocean St.	OPEN
	McDonalds, Mission	"000252	1421 Mission St.	OPEN
	Mei Garden	"000140	533 Ocean St.	OPEN
	Metro-Downtown	"000329	920 Pacific Ave.	OPEN
	Michaels Westside Café	"000141	1421 Mission St.	CLOSE
	Mike's Deli	"000259	1222 Soquel Ave.	
	Mikes Deli and Café	"000257	1222 Soquel Ave.	CLOSE
	Mission Hill Junior High Kitchen	"000399	425 King St.	OPEN
	Mobo Sushi & The Moon	"000142	105 River St.	OPEN
	Mountain Roastings Coffee	"000143	307 Beach St.	CLOSE

<u>CLASS</u>	<u>IU Name</u>	<u>IU Number</u>	<u>Business Address</u>	<u>STATUS</u>
RESTAURANT	New Wing Wah	"000097	107 Leonard St.	CLOSE
	Ninety Nine Bottles	"000147	110 Walnut Ave.	OPEN
	Old Sashmill Café	"000150	303 Protrero St.	CLOSE
	Omei Sichuan Restaurant	"000149	2316 Mission St.	OPEN
	One Double Oh Seven	"000151	1007 Soquel Ave.	CLOSE
	Oswalds	"000152	1547 Pacific Ave.	CLOSE
	Pacific Avenue Pizza	"000153	1415 Pacific Ave.	OPEN
	Pacific Cultural Center	"000154	1307 Seabright Ave.	OPEN
	Pacific Thai	"000378	1319 Pacific Ave.	OPEN
	Papa Murphys	"000286	1820 Mission St.	OPEN
	Papagayo Mexican Restaurant	"000296	1116 Pacific Ave.	CLOSE
	Parwana	"000346	1209 Soquel Ave.	CLOSE
	Peach Garden	"000013	1733 Seabright Ave.	OPEN
	Pearl Alley Bistro	"000156	110 Walnut Ave.	OPEN
	Pearl Chinese Restaurant	"000157	538 Seabright Ave.	CLOSE
	Pergolesis	"000158	418 Cedar St.	OPEN
	Petes Coffee & Tea	"000159	1409 Pacific Ave.	OPEN
	Petes Family Restaurant	"000160	2018 Mission St.	CLOSE
	Pizza Amore	"000161	103 Cliff St.	CLOSE
	Pizza Hut	"000163	1820 Mission St.	CLOSE
	Pizza My Heart	"000164	1116 Pacific Ave.	OPEN
	Planet Fresh Burritos	"000165	1003 Cedar St.	OPEN
	Plantronics	"000412	345 Encinal St.	OPEN
	Pleasure Point Pizza	"000342	1917 Mission St.	CLOSE
	Poet & Patriot Irish Pub	"000166	320 Cedar St.	OPEN
	Polar Bear Ice Cream	"000167	389 Coral St.	OPEN
	Polar Bear Ice Cream on Soquel Ave.	"000168	1224 Soquel Ave.	CLOSE
	Pontiac Grill	"000169	429 Front St.	CLOSE
	Popas	"000170	2332 Mission St.	CLOSE
	Portuguese Hall	"000171	716 Evergreen St.	OPEN
	Positively Front Street	"000172	44 Front St.	CLOSE
	Quiznos Sub	"000383	1010 Pacific Ave.	OPEN
	R & R Burgers & Grill	"000424	1024 Water St.	OPEN

<u>CLASS</u>	<u>IU Name</u>	<u>IU Number</u>	<u>Business Address</u>			<u>STATUS</u>
RESTAURANT	Rasoi	"000174	1218	Mission	St.	CLOSE
	Real Thai Kitchen	"000175	1632	Seabright	Ave.	OPEN
	Red Lantern	"000106	1001	Center	St.	CLOSE
	Red Restaurant and Bar	"000410	1003	Cedar	St.	OPEN
	Ristorante Avanti	"000178	1711	Mission	St.	OPEN
	Ristorante Italiano	"000179	555	Soquel	Ave.	OPEN
	River Café and Cheese Shop	"000376	415	River	St.	OPEN
	River Street Shelter	"000180	733	River	St.	CLOSE
	River Street Shelter	"000104	115	Coral	St.	OPEN
	Rock Café	"000331	104	Bronson	St.	CLOSE
	Rock N Tacos	"000181	381	Soquel	Ave.	CLOSE
	Rosie McCanns Irish Pub	"000182	1220	Pacific	Ave.	OPEN
	Round Table Pizza	"000183	1221	Mission	St.	CLOSE
	Royal Taj Indian Cuisine	"000184	270	Soquel	Ave.	OPEN
	Sa Tarng	"000343	2238	Mission	St.	CLOSE
	Sabieng Thai House	"000295	1218	Mission	St.	OPEN
	San Pablo Taqueria	"000362	429	Front	St.	CLOSE
	Santa Cruz Bible Church	"000188	440	Frederick	St.	OPEN
	Santa Cruz Billiards	"000189	325	Soquel	Ave.	CLOSE
	Santa Cruz Brewing Company	"000190	516	Front	St.	CLOSE
	Santa Cruz Coffee Roasting Co.	"000191	1330	Pacific	Ave.	OPEN
	Santa Cruz Diner	"000292	909	Ocean	St.	OPEN
	Santa Cruz Metro Center	"000197	920	Pacific	Ave.	OPEN
	Santa Cruz Operations	"000192	400	Encinal	St.	CLOSE
	Santa Cruz Sports Bar & Grill	"000211	1003	Cedar	St.	CLOSE
	Sa-Tarng	"000334	2238	Mission	St.	OPEN
	Saturn Café	"000285	145	Laurel	St.	OPEN
	Saturn Café	"000194	1230	Mission	St.	CLOSE
	Scotty's Café	"000385	303	Protrero		CLOSE
	Seabright Brewery	"000195	519	Seabright	Ave.	OPEN
	Seabright Wine & Cheese	"000196	519	Seabright	Ave.	CLOSE
	Shogun Restaurant	"000287	1123	Pacific	Ave.	OPEN
	So Say We	"000199	418	Front	St.	CLOSE

<u>CLASS</u>	<u>IU Name</u>	<u>IU Number</u>	<u>Business Address</u>	<u>STATUS</u>
RESTAURANT	Soif	"000353	105 Walnut Ave.	OPEN
	Sri	"000371	736 Water St.	OPEN
	St Francis Kitchen	"000200	205 Mora St.	OPEN
	Staff Of Life	"000201	1305 Water St.	OPEN
	Stagnaro Bros. Seafood	"000202	320 Washington St.	OPEN
	Starbucks Coffee	"000279	1335 Pacific Ave.	OPEN
	Storr's Winery	"000308	303 Potrero St.	OPEN
	Stortis Pizzeria	"000203	920 Pacific Ave.	OPEN
	Straw Hat Pizza	"000390	1221 Mission St.	CLOSE
	Subway Sandwiches	"000205	825 Pacific Ave.	OPEN
	Subway Sandwiches	"000204	2215 Mission St.	OPEN
	Sukeroku Japanese Restaurant	"000206	1701 Mission St.	OPEN
	Sunshine Villa	"000208	80 Front St.	OPEN
	Surf Bowl Café	"000209	115 Cliff St.	CLOSE
	Sushi Totoro	"000407	1701 Mission St.	OPEN
	Swagat Indian Cuisine	"000210	1723 Soquel Ave.	CLOSE
	Sweet Spot	"000411	827 Water St.	OPEN
	Szechwan Garden	"000212	617 Pacific Ave.	OPEN
	Taco Bell	"000213	802 Pacific Ave.	OPEN
	Taco Bell 3175 on Soquel Avenue	"000215	1404 Soquel Ave.	OPEN
	Taco Bell on Mission Street	"000214	1405 Mission St.	OPEN
	Tacos Morenos on Water Street	"000216	1053 Water St.	OPEN
	Tacos Morenos Two	"000217	303 Beach St.	CLOSE
	Takara Japanese Restaurant	"000218	1800 Soquel Ave.	CLOSE
	Tampico Kitchen	"000221	822 Pacific Ave.	OPEN
	Tams Chinese Restaurant	"000219	2403 Mission St.	OPEN
	Taqueria Apatzingan	"000387	303 Beach St.	OPEN
	Taqueria Cancun	"000256	528 Seabright Ave.	OPEN
	Taqueria El Dandy	"000367	920 Pacific Ave.	OPEN
	Taqueria La Cabana	"000347	2332 Mission St.	OPEN
	Taqueria La Mission	"000298	920 Pacific Ave.	CLOSE
	Taqueria Los Pericos	"000409	139 Water St.	OPEN
	Taqueria Santa Cruz on Mission Street	"000222	2215 Mission St.	OPEN

<u>CLASS</u>	<u>IU Name</u>	<u>IU Number</u>	<u>Business Address</u>	<u>STATUS</u>
RESTAURANT	Taqueria Santa Cruz Two on Soquel Avenue	"000223	1002 Soquel Ave.	OPEN
	Taqueria Tropical	"000377	325 Barson St.	OPEN
	Taqueria Vallarta	"000364	1101 Pacific Ave.	OPEN
	Taqueria Vallarta	"000224	608 Soquel Ave.	OPEN
	Tarantella	"000341	400 Encinel St.	OPEN
	Thai House	"000225	353 Soquel Ave.	OPEN
	Thai Noodle House	"000397	2106 A Mission St.	OPEN
	Thai Orchid	"000348	2238 Mission St.	OPEN
	The Buzz	"000090	415 River St.	CLOSE
	The Kind Grind	"000392	2222 East Cliff Dr.	OPEN
	The Noodle House	"000369	381 Soquel Ave.	CLOSE
	Togos Eatery Mission Street	"000227	1917 Mission St.	CLOSE
	Togos Eatery Ocean Street	"000282	902 Ocean St.	OPEN
	Togos Eatery Pacific Avenue	"000228	1315 Pacific Ave.	CLOSE
	Tokyo Shushi	"000332	381 Soquel Ave.	CLOSE
	Tony & Albas Pizza	"000229	817 Soquel Ave.	OPEN
	Trinideli	"000393	2222 East Cliff Dr.	CLOSE
	Turkey Shack	"000134	139 Water St.	CLOSE
	UCSC Building 1101 Pacific	"000333	1101 Pacific Ave.	CLOSE
	UCSC Inn and Conference Center	"000350	611 Ocean St.	OPEN
	Upper Crust Pizza	"000230	2415 Mission St.	OPEN
	Vasilis	"000231	1501 Mission St.	OPEN
	Vegas	"000309	325 Barson St.	CLOSE
	Veterans Memorial Building	"000232	846 Front St.	OPEN
	Walnut Avenue Café	"000233	106 Walnut Ave.	OPEN
	Washrock	"000234	135 Laurel St.	CLOSE
	Weinershnitzel	"000235	800 Soquel Ave.	CLOSE
	Westside Café	"000243	2238 Mission St.	CLOSE
	Westside Coffee Company	"000237	849 Almar Ave.	OPEN
	Westside Thai Restaurant	"000253	2238 Mission St.	CLOSE
			SC	
			Municipal	
	Wharf/ Andys End of the Wharf	"000300	71 Wharf	OPEN

<u>CLASS</u> RESTAURANT	<u>IU Name</u>	<u>IU</u> <u>Number</u>	<u>Business</u> <u>Address</u>	<u>STATUS</u>
	Wharf/Carniglias	"000238	Municipal Wharf	OPEN
	Wharf/Dolphin Restaurant	"000239	Municipal Wharf	OPEN
	Wharf/Gilberts Seafood Grill	"000240	460 Municipal Wharf	OPEN
	Wharf/Gildas Family Restaurant	"000241	494 Municipal Wharf	OPEN
	Wharf/Marinis Munchies	"000242	Municipal Wharf	OPEN
	Wharf/Miramar	"000243	Municipal Wharf	OPEN
	Wharf/Olitas Cantina & Grill	"000384	650 Municipal Wharf	OPEN
	Wharf/Riva Fish House	"000245	Municipal Wharf	OPEN
	Wharf/Seacloud Restaurant	"000246	650 Municipal Wharf	CLOSE
	Wharf/Stagnaro Bros. Seafood	"000247	Municipal Wharf	OPEN
	Wired Wash Café	"000356	135 Laurel St.	OPEN
	Woodstock's Pizza	"000421	710 Front St.	OPEN
	X'in Asian Bistro	"000379	841 Almar St.	OPEN
	Yan Flower	"000414	617 Pacific Ave.	OPEN
	Yogurt Delite	"000244	1306 Mission St.	OPEN
	Zacharys Restaurant	"000248	819 Pacific Ave.	OPEN
	Zoccolis Delicatessen	"000250	1534 Pacific Ave.	OPEN
	Zoccolis Pasta House	"000251	431 Front St.	CLOSE

<u>CLASS</u>	<u>IU Name</u>	<u>IU Number</u>	<u>Business Address</u>		<u>STATUS</u>	
SIGNIFICANT CATEGORICAL	Persys Engineering	CAT004	815	Swift	St.	OPEN
	Salz Leathers	CAT001	1040	River	St.	CLOSE
	Texas Instruments	CAT002	2300	Delaware	Ave.	CLOSE
	Yield Masters	003CAT	2501	Mission	St.	CLOSE
SIGNIFICANT NON CATEGORICAL	UCSC - 2300 Delaware (former TI building)	NC0007	2300	Delaware	Ave.	OPEN
	Texas Instruments - S.C. Design Center	TI0001	1201	Shaffer	Rd.	CLOSE



SECTION V. 2007 FOURTH QUARTERLY STATUS REPORT

The following section includes the compliance table and summary of industrial users in violation of applicable pretreatment standards in the fourth quarter of 2007.

V. 2007 FOURTH QUARTERLY STATUS REPORT

Narrative summary

Persys Engineering – exceeded the local limit for Copper one time during the fourth quarter of 2007. A verbal warning was issued to Persys with the plan to resample within 45 days of the violation. This report is being prepared within that window of 45 days.

**CITY OF SANTA CRUZ
WWTF PRETREATMENT PROGRAM REPORT
QUARTERLY STATUS REPORT, Fourth Quarter, 2007**

INDUSTRIAL USER NAME & ADDRESS	COMPLIANCE STATUS	PREVIOUS QUARTERS NOT IN COMPLIANCE	PARAMETER	REPORTED LEVEL (mg/l)	LIMIT VIOLATED (mg/l)	FLOW	CORRECTIVE/ ENFORCEMENT ACTIONS
Persys Engineering Inc 815 Swift Street Santa Cruz, CA 95060	B	0	Copper	0.6	0.5	A	See Summary Attachment

Comment Section

Additional Comments
should be footnoted
and addressed on an
attached sheet.

Flow Key

A. 0-10,000 gpd
B. 10,000-30,000 gpd
C. 30,000-50,000 gpd
D. 50,000-100,000 gpd
E. >100,000 gpd

Non-Compliance Status Key

A. Consistently Achieving Compliance
B. Inconsistently Achieving Compliance
C. Significantly violated applicable
pretreatment requirements as defined
by 40 CFR 403.8 (f)(2)(vii).
D. On a compliance schedule.
E. Not achieving compliance and not on
a compliance schedule.
F. Unknown.

Compliance Determination

1) POTW Sampling
2) IU Self-Monitoring
3) Combination-1 & 2
4) Other (explain)

SECTION VI. SUMMARY OF COMPLIANCE AND ENFORCEMENT ACTIVITIES

The following pages summarize the compliance and enforcement activities relating to the permitted industrial users within the purview of the City of Santa Cruz Pretreatment Program during the calendar year 2007. The section also includes a table describing the enforcement activities of all permitted industries in the area.

VI. SUMMARY OF COMPLIANCE AND ENFORCEMENT ACTIVITIES

ALMAR CLEANERS - was in compliance throughout 2007. As of August, 2007 they discontinued using Perchlorate. They switched to DF-2000 Fluid, a synthetic aliphatic hydrocarbon. Their permit expired on 12/31/07 and was not renewed due to the discontinued use of perchlorate.

AQUARIUS BOAT WORKS – inconsistently achieved compliance throughout 2007. City monitoring results from June 6, 2007 show a copper violation. The copper concentration was 1.9ppm which violates the City limit of 0.75ppm. A Notice of Violation (NOV) was issued on June 19, 2007, requiring them to re-sample and submit the analytical data by July 18, 2007. Data was received on July 17, 2007. Subsequent City monitoring and self-monitoring results were in compliance with the City's local limits throughout the remainder of 2007.

BARITEAU'S DRY CLEANING - was in compliance throughout 2007.

BEACH CITY GAS STATION - (Groundwater Discharger) – was issued a two year groundwater discharge permit, # GW0018, on 10/27/06. This site remained under construction for the remainder of 2006 and most of 2007. During this time the ground water extraction and treatment system was removed with zero discharge to sewer. On December 1, 2007 Fin's Coffee was completed and opened for business. Construction and implementation of a new groundwater extraction, treatment, and discharge system for this site remained incomplete for the remainder of 2007.

CLASSIC CLEANERS – was in compliance throughout 2007.

DEL MAR CLEANERS – was in compliance throughout 2007. As of January, 2007 they discontinued using perchlorate. They switched to DF-2000 Fluid, a synthetic aliphatic hydrocarbon. Their permit expired on 12/31/07 and was not renewed due to the discontinued use of perchlorate.

HARMONY FOODS – was in compliance throughout 2007.

PERSYS ENGINEERING – was in compliance throughout 2007.

SANTA CRUZ BIOTECHNOLOGY - was in compliance throughout 2007.

SANTA CRUZ CLASS III LANDFILL – was in compliance throughout 2007. Their permit expired on 9/14/07. They were issued a new permit on October 11, 2007.

SANTA CRUZ SENTINEL - was in compliance throughout 2007. The Sentinel Press stopped on Sunday April 29, 2007, and the newspaper operations were moved to San Jose. The site was inspected twice, on September 27, and October 5, 2007, to assess the site and ensure that all hazardous materials were adequately manifested and disposed of. Coordination for the site closure involved the Santa Cruz County Environmental Health who oversaw closure of the site. The building was vacated by December 31st, 2007. The Sentinel permit expired on January 14, 2008.

SANTA CRUZ WATER PLANT (Graham Hill Rd) – was in compliance throughout 2007.

SANTA CRUZ WATER DEPARTMENT (Pilot Desalination Plant) – This project remained under planning and construction throughout 2007.

SHELL SERVICE STATION – On January 10th, 2007, Delta Environmental Consultants requested termination of Shell Service Station groundwater discharge permit # GW007. On February 1, 2007 a letter was issued to Jeff Whitworth, Environmental Engineer – Shell Oil Products US, which officially terminated the ground water discharge permit for this site. There was no operational groundwater remediation at this site during 2007. Delta Environmental Consultants, on behalf of Shell Oil, will continue to evaluate alternative remediation for this site.

U-DO-IT CAR WASH – was in compliance throughout 2007. The wastewater Discharge Permit # NC0007, for this site, was subject to review for renewal on Jan 31, 2008. After reviewing the local limit discharge compliance data for the past three years it was determined that a wastewater discharge permit would no longer be necessary for this site. A letter was issued on December 6, 2007 to Norman Bei, owner of U-Do-It Car Wash, informing him of the pending non permit status for this site.

UNIVERSITY OF CALIFORNIA AT SANTA CRUZ (UCSC) – was in compliance throughout 2007.

VALERO (MISSION ST.) – has continued using in-situ oxygen diffusion groundwater treatment remediation for this site. There has been zero discharge to sewer from this site throughout 2007. Valero has opted to maintain an active groundwater discharge permit until the expiration date of September 1, 2008.

VALERO (SOQUEL AVE.) – In February 2007 environmental management for this site was transferred from Delta Environmental Consultants to Kadence Environmental Consultants. Valero, Soquel Ave., was in compliance throughout 2007.

VAPOR CLEANERS - was in compliance throughout 2007. As of November, 2007 they discontinued using perchlorate. They switched to DF-2000 Fluid, a synthetic aliphatic hydrocarbon. Their permit expired on 12/31/07 and was not renewed due to the discontinued use of perchlorate.

Part VI, Page 1 of 3 2007 Permitted User Inspection/Monitoring Summary

<u>Industry</u>	<u>Quarter</u>	<u>P.O.T.W. Monitoring</u>	<u>Self Monitoring</u>	<u>Inspections</u>	<u>Compliance Status</u>	<u>Summary Activities</u>
Almar Cleaners	1	0	1	0	A,2	See attachment
	2	0	0	0	A,2	“
	3	1	0	1	A,1	“
Aquarius Boat Works	2	1	1	1	B,1	“
	3	0	1	0	A,2	“
	4	1	1	1	A,3	“
Bariteau's Dry Cleaning	1	0	1	0	A,2	“
	2	1	0	0	A,1	“
	3	0	1	1	A,3	“
Beach City Gas Station	1	0	0	0	A,4	“
	2	0	0	0	A,4	“
	3	0	0	0	A,4	“
	4	0	0	0	A,4	“
Classic Cleaners	1	0	1	0	A,2	“
	2	1	0	0	A,1	“
	3	0	1	1	A,2	“
Del Mar Cleaners	1	0	0	0	A,2	“
	2	0	0	0	A,2	“
	3	1	0	1	A,1	“
Harmony Foods	1	1	1	1	A,3	“
	2	0	1	1	A,2	“
	3	0	1	0	A,2	“
	4	0	1	0	A,2	“
Persys Engineering	2	0	1	0	A,2	“
	4	1	1	1	A,3	“

2007 Permitted User Inspection/Monitoring Summary

<u>Industry</u>	<u>Quarter</u>	<u>P.O.T.W.</u> <u>Monitoring</u>	<u>Self</u> <u>Monitoring</u>	<u>Inspections</u>	<u>Compliance</u> <u>Status</u>	<u>Summary</u> <u>Activities</u>
Santa Cruz Biotechnology	2	0	1	0	A,2	“
	4	1	1	1	A,3	“
Santa Cruz Class III Landfill	2	1	0	0	A,1	“
	3	1	0	1	A,1	“
	4	0	0	0	A,1	“
Santa Cruz Sentinel	1	0	1	0	A,2	“
	2	0	1	0	A,2	“
	3	0	0	1	A,2	“
	4	0	0	1	A,2	“
Santa Cruz Water Plant	1	1	13	1	A,3	“
	2	0	13	0	A,2	“
	3	0	13	0	A,2	“
	4	0	13	0	A,2	“
Shell Gas Station	2	0	0	0	A,4	“
	4	0	0	0	A,4	“
U-Do-It Car Wash	2	0	1	0	A,2	“
	4	1	1	1	A,3	“

Part VI, Page 3 of 3 2007 Permitted User Inspection/Monitoring Summary

<u>Industry</u>	<u>Quarter</u>	<u>P.O.T.W. Monitoring</u>	<u>Self Monitoring</u>	<u>Inspections</u>	<u>Compliance Status</u>	<u>Summary Activities</u>
University of California at Santa Cruz	1	1	1	1	A,3	See attachment
	2	0	1	0	A,2	“
	3	0	1	0	A,2	“
	4	0	1	0	A,3	“
Valero, former Beacon Station Mission Street	1	0	3	0	A,2	“
	4	0	0	1	A,4	“
Valero, former Beacon Station Soquel Avenue	1	0	3	0	A,2	“
	2	0	1	0	B,2	“
	3	0	1	0	B,2	“
	4	1	2	1	A,3	“
Vapor Cleaners	1	0	1	0	A,2	“
	2	1	0	0	A,1	“
	3	0	1	1	A,2	“

Comment Section

Additional comments should be footnoted and addressed on an attached sheet.

Non-Compliance Status Key

- A. Consistently Achieving Compliance
- B. Inconsistently Achieving Compliance
- C. Significantly violated applicable pretreatment requirements as defined by 40 CFR 403.8 (f)(2)(vii).
- D. On a compliance schedule.
- E. Not achieving compliance and not on a compliance schedule.
- F. Unknown.

Compliance Determination

- 1) POTW Sampling
- 2) IU Self-Monitoring
- 3) Combination-1 & 2
- 4) Other (explain)

SECTION VII.

PRETREATMENT PROGRAM CHANGES

VII. Pretreatment Program Changes

The following section is a narrative of the most significant program changes to the City's Pretreatment Program during 2007. These changes including the following:

1. Development of influent level concentrations for trace organic compounds for recalculating Local Limits and Maximum Allowable Headworks Limits (MAHLs)
2. Development of diversion strategies for pharmaceuticals as pollutants refractory to conventional wastewater treatment processes.

Local Limits and MAHLs:

An internal program audit in 2005 revealed that the program needed to recalculate the data used to derive the local limits because several major dischargers into the treatment plant had left the city. These industrial dischargers contributed a significant proportion of the data used to derive the MAHLs prior to 1998, and therefore they influenced the values derived for the local limits. In addition, the County Sanitation District performed significant maintenance activities on the conveyance system into the facility and reduced the flow and strength of sewage previously attributed to the county. Therefore the program informed the pretreatment compliance auditors of these changes and secured funding to recalibrate the numeric and narrative values comprising the Local Limits. The exercise which began with selected sampling of conventional pollutants from trunklines feeding the headworks in 2006, began to acquire data on trace organic compounds in 2007. These data are presented in tabular form earlier in this report (See Section 1:

(at [Data derived from integrative sampling; for trace organics begin with the table below](#))).

The next steps in the Local Limits development process will require the selection and engagement of professional engineering/consultancy services, which will begin in the next fiscal year.

Development of Diversion strategies for pharmaceuticals from the wastewater treatment train:

The program instituted the collection and safe disposal of these compounds by installation of vaults at pharmacies and at the local Police Department in October 2007. This development followed comprehensive data review of the plant's (and similar treatment facilities) ability to remove trace organic compounds; pharmaceuticals and other personal care products after initiating integrative sampling at the influent and effluent of the facility in 2006 and 2007. Best management practices appear to be very effective low-cost mechanisms to control these compounds, which are refractory to treatment and challenging to quantify, and to prevent their pass-through. Working with

other agencies and the California legislature a bill supporting the collection and responsible diversion of pharmaceuticals from the wastewater treatment stream was conceived and signed into law by the state governor in October 2007.

The Pretreatment program had initiated the deployment of an integrative sampling technology into monitoring for trace and toxicologically significant compounds. This deployment will continue to allow the appropriate analyses of these compounds and will allow an accurate assessment of the ability of our programs to prevent pass-through. Prior methodologies had relied upon grab sampling and often returned data at censored levels. As a result of the City's efforts to improve its monitoring responsibilities to the Ocean Plan, these devices were acquired for the lab and the pretreatment programs. Results of these deployments will be useful in refining the local limits for dischargers to the facility.

SECTION VIII.

PRETREATMENT PROGRAM BUDGET SUMMARY

VIII. PRETREATMENT PROGRAM BUDGET SUMMARY

The Pretreatment Program Budget for the fiscal year 2007/2008 included:

Salaries and Benefits	\$305,639
Supplies and Services	\$63,450
Capital Outlay	\$0
Total	\$369, 089

Current Equipment Includes:

1. 3 composite samplers
2. 3 trucks (shells, racks, sliding beds, crane/hoist)
3. 3 digital cameras
4. 1 digital camcorder
5. 2 Polaroid cameras
6. 1 van sample refrigerator
7. 2 portable pH meters
8. 1 Delta-Tox mobile toxicity analyzer
9. 1 Laptop computer (Outreach)
10. 3 portable storm water analytical kits
11. 2 portable 4-way gas meters
12. 3 computers
13. 1 office color laser printer
14. 1 HP Laser printer
15. Office furniture
16. Tool boxes
17. 1 pretreatment software package
18. 1 portable (continuous) pH meter
19. 1 portable flow meter
20. 1 deionized water system
21. 1 Labware[®] wash machine
22. 1 conductivity meter
23. 2 portable peristaltic pumps
24. 1 refrigerator
25. 1 ice machine
26. 4 pagers

And miscellaneous tools and equipment.

SECTION IX.

PUBLIC PARTICIPATION

IX. Public Participation

The following section consists of a few highlights of the public outreach and public participation events of the Pretreatment program staff and management in the year 2007.

The annual publication of significant violators for the year 2007, as required by 40 CFR 403.8(f)(2)(vii), was accomplished in February 2008.

A scanned copy of the proof of publication is attached to this section of the report.

The program's **Clean Ocean Business (COB)** published the list of businesses whose adherence to the best management practices (BMP) prescribed by the program have advanced the goals of maintaining the integrity of those systems. In addition to the publication of this annual list, the program makes decals for display by the businesses both as an incentive to the public to identify and support their efforts, as well as to invite other businesses to participate.

The program also initiated a concerted effort to divert unused pharmaceuticals from the sewer system after several studies and publications indicated their levels of pass-through and the deleterious effects in the discharge waters and sediments. The program funded and participated in the creation of a Community TV ad informing citizens of other and more responsible disposal options. These advertisements began to run in August 2007.

The Pretreatment program participated in the annual Currents, a regional program of information booths and interaction hosted by the Moss Landing Marine Laboratories to visitors and families. Program staff distributed information on activities and options to reduce and recycle waste products.

Environmental Compliance program staff provided Food Service Facilities with BMPs to address **FOG** (Food Oil and Grease) and mat washing issues to comply with Sewer and Storm Water Ordinances throughout 2007.

Environmental Compliance program staff and management participated at the annual **Public Works/Safety Day** in May 2007. An information booth including displays of posters, information on vehicle service facilities programs (VSF), landscaping, home maintenance activities with potential impacts on the sewer and storm water lines was manned by staff and management for the event.

Environmental Compliance program staff and management also participated at the annual **National Night Out** in May 2007. This annual event was coordinated by the Police Department and was used as an opportunity for the program to use an information booth to present posters, information on VSF, landscaping, home maintenance activities with potential impacts on the sewer and storm water lines.

SECTION X.

CHANGES IN SLUDGE DISPOSAL

X. CHANGES IN SLUDGE DISPOSAL

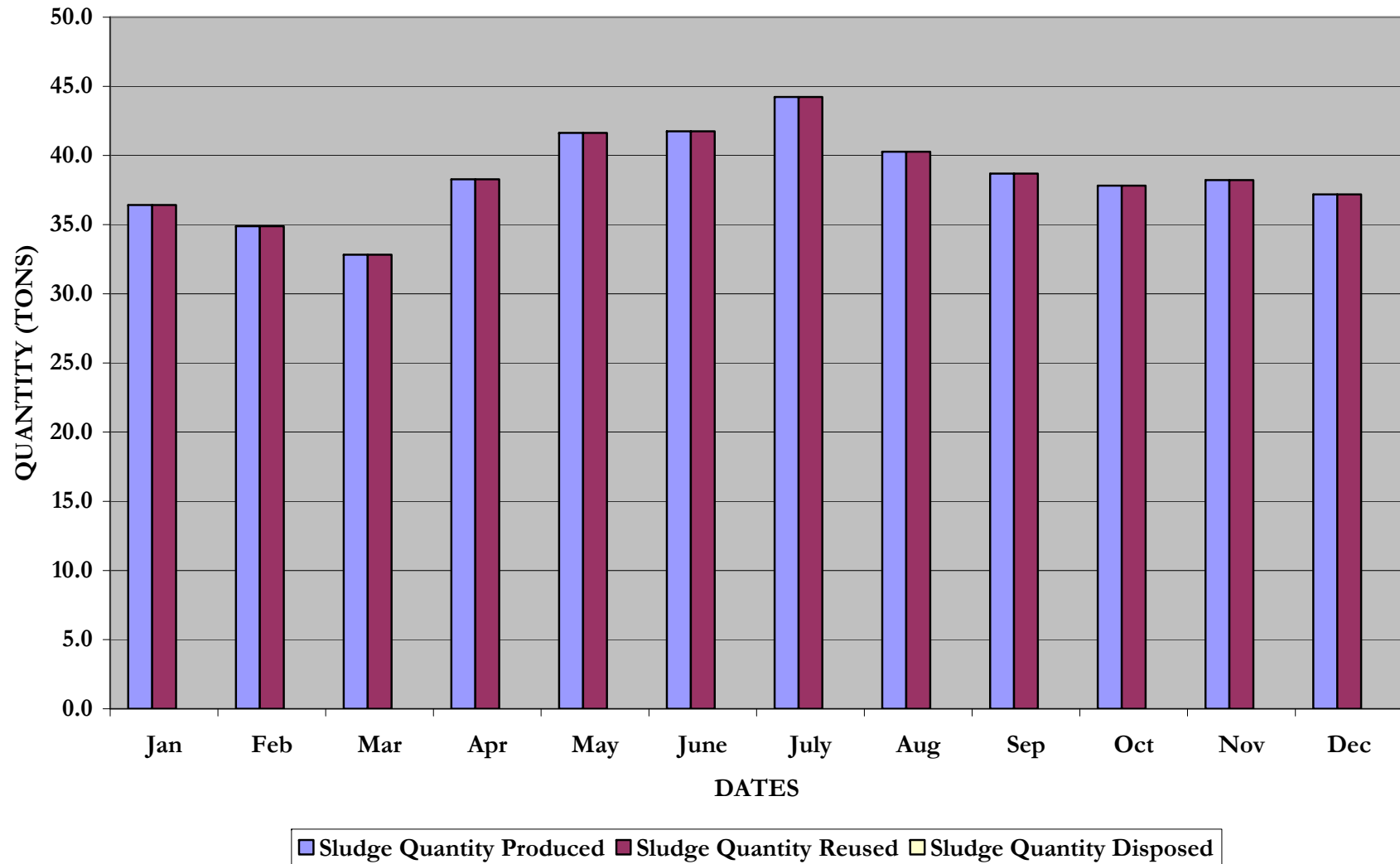
There were no major changes to the City's sludge treatment and/or disposal program activities in 2007. The following data and charts are provided to illustrate the sludge loading and biosolids quality at the facility through the reporting period of 2007.

City of Santa Cruz Sludge Production and Disposal Data 2007

2007	Sludge Quantity	Sludge Reuse	Sludge Disposed
Months	Tons	Tons	Tons
January	36.4	36.4	0.0
February	34.9	34.9	0.0
March	32.8	32.8	0.0
April	38.3	38.3	0.0
May	41.6	41.6	0.0
June	41.7	41.7	0.0
July	44.2	44.2	0.0
August	40.3	40.3	0.0
September	38.7	38.7	0.0
October	37.8	37.8	0.0
November	38.2	38.2	0.0
December	37.2	37.2	0.0
Average	38.5	38.5	0
Max	44.2	44.2	0
Min	32.8	32.8	0
Count	12	12	12

Biosolids Quality from Bi-Monthly Sludge Monitoring	ANALYTICAL RESULTS IN WET WEIGHT ONLY						Hazardous Waste Limits (Max Allowable) mg/Kg Wet Weight TTLC
	1-May-07	4-Jun-07	1-Aug-07	1-Oct-07	3-Dec-07	Units	
2007							
Antimony	0.7	0.7	0.8	0.7	0.6	mg/kg	500.0
Arsenic	3.1	2.8	3.3	3.0	2.3	mg/kg	500.0
Asbestos	<1%	<1%	<1%	<1%	<1%	mg/kg	<1%
Barium	100	100	110	110	92	mg/kg	10,000.0
Beryllium	<0.5	<0.5	<0.5	<0.5	<0.5	mg/kg	75.0
Cadmium	0.6	0.55	0.6	0.6	0.5	mg/kg	100.0
Chromium	7.7	6.7	10	13	7.2	mg/kg	500.0
Cobalt	1.1	1.1	1.3	1.4	1.1	mg/kg	8,000.0
Copper	150	66	160	120	140	mg/kg	2,500.0
Fluoride	2.3	1.8	4.9	2.3	4.6	mg/kg	18,000.0
Lead	9.0	6.4	6.5	5.4	4.9	mg/kg	1,000.0
Mercury	0.27	0.28	0.4	0.3	0.2	mg/kg	20.0
Moisture	77.1%	80.0%	77.7%	75.6%	76.1%	%	
Molybdenum	2.3	2.6	2.4	2.5	2.0	mg/kg	35,000.0
Nickel	4.7	4.1	4.9	4.9	3.9	mg/kg	2,000.0
Nitrate-N	4.6	<1.0	3.3	7.0	4.4	mg/kg	
Nitrogen-Organic	9,000	8,900	9,000	9,400	9,000	mg/kg	
Nitrogen-Total Kjeldahl	11,000	11,000	11,000	12,000	11,000	mg/kg	
Nitrogen-Ammonia	2,300	2,500	2,400	2,200	2,200	mg/kg	
Selenium	1.5	1.4	1.5	1.6	1.3	mg/kg	100.0
Silver	4.4	5.0	4.5	6.5	6.2	mg/kg	500.0
Thallium	<0.5	<0.5	<0.5	<0.5	<0.5	mg/kg	700.0
Vanadium	7.0	5.8	7	8	7.4	mg/kg	2,400.0
Zinc	290	260	300	310	260	mg/kg	5,000.0

SLUDGE MANAGEMENT CHART - 2007

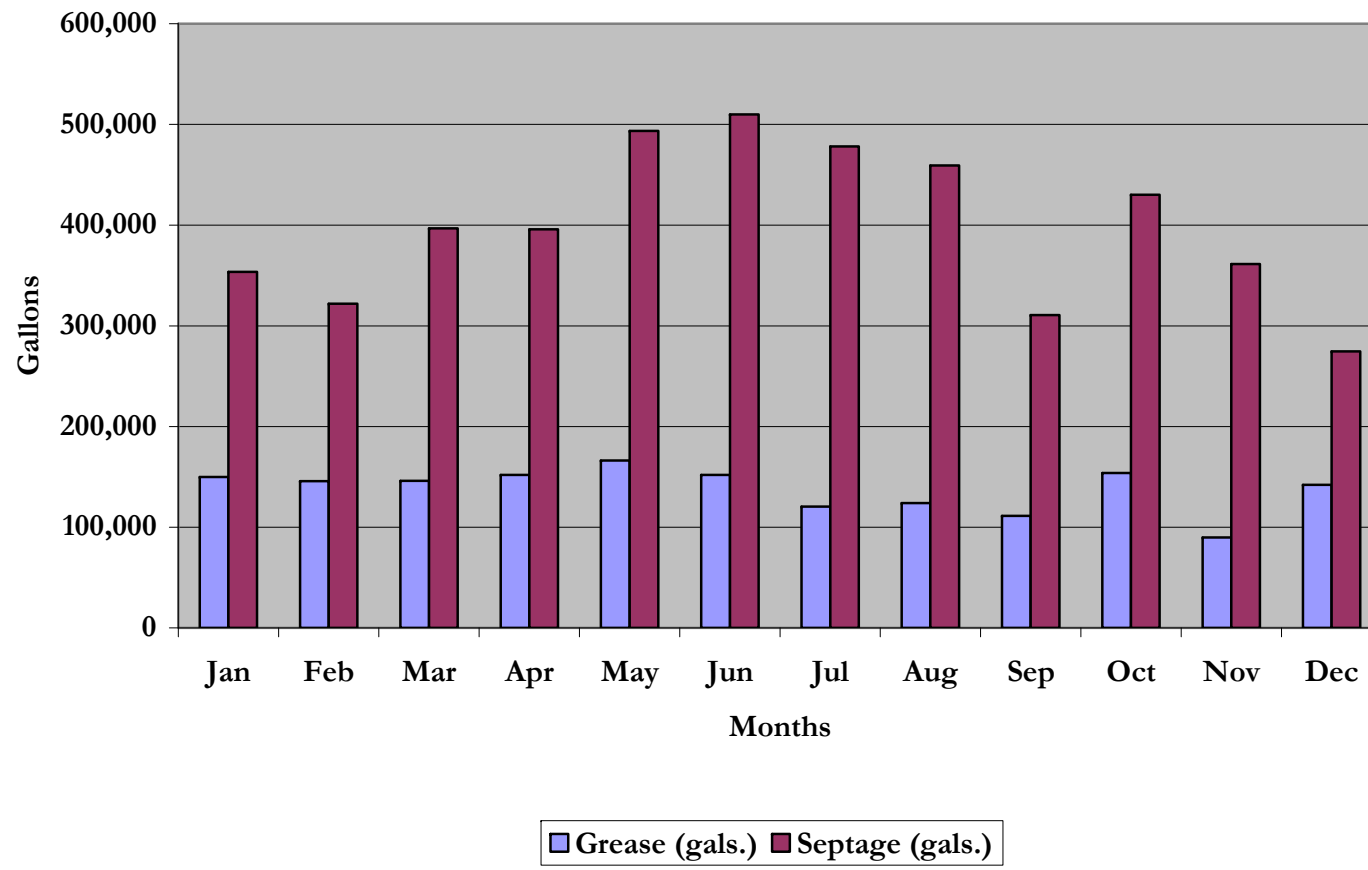


The remainder of the section contains the data and chart of the liquid waste and grease generated and managed by the treatment facility in 2007.

2007 Transported Liquid Septage/Grease Waste Totals

Annual Grease Total: 1,652,575 Gals.

Annual Septage Total: 4,785,941 Gals.



Liquid Waste Inventory Report - 2007		
Month	Grease (gallons)	Septage (gallons)
January	149,927	353,587
February	145,708	321,850
March	145,935	396,829
April	151,941	395,872
May	166,191	493,561
June	151,905	510,010
July	120,428	478,116
August	123,865	459,332
September	111,145	310,689
October	153,751	430,088
November	89,628	361,375
December	142,151	274,632
Totals	1,652,575	4,785,941

END OF PRETREATMENT ANNUAL REPORT 2007