

Technical Information

Santa Cruz Civic Auditorium

307 Church Street
Santa Cruz CA, 95060

[Civic Auditorium](#)

www.santacruztickets.com



Table of Contents

Contact Information	3
Fun Facts	4
Load-In	5
Directions	5
Loading Dock	5
Parking	5
Shore Power	5
Entrances	6
Lobby	6
Kitchen	6
Dressing Rooms	6
Other Side Rooms	6
Storage	7
Main Hall	7
Stage	7
Equipment	8
Lighting	8
Sound	9
Visual	10
Miscellaneous	10
Other Policies	11
Catering	11
Licensed Security	11
Diagrams	12
Civic Auditorium	12
Lighting Plot (stage)	13
Lighting Plot (truss)	14
Lighting Plot (front)	15

Contact Information

Shannon Toombs	<i>Recreation Supervisor</i>	Auditorium Manager, Agreements, Marketing, Merchandise, Reservations	831-420-5242	stoombs@santacruzca.gov
Dominic Gullo	<i>Field Crew Leader</i>	Maintenance Lead Production Lead, Security Lead	831-420-5244 Work cell: 831-212-5303	dgullo@santacruzca.gov
Jason Reiter	<i>Recreation Coordinator</i>	Admin, Box Office, Concessions, Marketing, Production, Security	831-420-5243	jreiter@santacruzca.gov
Vince Zieber	<i>Custodian</i>	Custodial Lead, Day of Show Needs, Maintenance	831-420-5244 Work cell: 831-854-3995	vzieber@santacruzca.gov
Cameron Snider	<i>Box Office Rep / Admin Assistant II</i>	Box Office Lead, Comps, Concessions Lead, Day of Show Needs, Holds, Reports	831-420-5262	csnider@santacruzca.gov
Civic Box Office			831-420-5260	tickets@santacruztickets.com
Civic Production			831-420-5251	production@cityofsantacruz.com
Andrew Hurchalla	<i>IATSE Local 611 Business Rep*</i>	www.iatse611.org	831-458-0338	businessrep@iatse611.org

*The City of Santa Cruz has an agreement with IATSE that requires them to be contracted for large events. For more information contact Shannon Toombs. Please keep Civic Management and Production cc'd on all correspondence with IATSE to ensure all parties are on the same page.

Fun Facts

- The historic Santa Cruz Civic Auditorium was constructed with the help of Federal funds from the Public Works Administration under the New Deal, and first opened its doors in 1940.
- This classic venue continues to be operated by the City of Santa Cruz, under the auspices of the Parks and Recreation Department.
- It has hosted many different types of events, from expos, pageants, and conferences, to concerts, lectures, and sports, including: *The Indie Biz Expo*, *The Miss California Pageant*, *MMANC Women's Leadership Summit*, *AC/DC*, *Dave Chappelle*, and *WWE NXT*.
- Necessities for the modern event include: state of the art lighting and sound systems, screens and monitors throughout the building - including a cyclorama screen on stage, a large projector available for rental, loading dock connected to the stage for easy load-in, plenty of spaces to reserve in the parking lot for busses, trucks, and other vehicles, an industrial kitchen, and two dressing rooms that include all the amenities.
- The Civic Auditorium is home to the *Santa Cruz Symphony*, starting with their debut in 1958, and they rent rooms inside for their permanent offices.
<https://santacruzsymphony.org/>
- In 1991, a partnership began with the *Cabrillo Festival of Contemporary Music*, which has grown to include the acclaimed *Church Street Fair*. <https://cabrillomusic.org/>
- For more than a decade, Civic Auditorium crowds have marveled at the athleticism and toughness of the *Santa Cruz Roller Derby*. <https://www.santacruzrollerderby.org/>



Load-In

Directions

The Civic Auditorium is conveniently located in downtown Santa Cruz at 307 Church Street.

From the south (Highway 1): Highway 1, exit at Ocean Street/Beaches, right on Water Street, left on Center Street to the Auditorium.

From the north (Highway 17): Highway 17 to Ocean Street/Beaches (where Hwy 17 ends), right on Water Street, left on Center Street to the Auditorium

From the north (Highway 1): Highway 1 to Mission Street, right on Walnut Street, left on Chestnut Street, right on Church Street to the Auditorium.

More details can be found on the [Civic Auditorium website](#).

Loading Dock

A Loading Ramp is in the parking lot on the southwest side of the building. It is 40', with an additional 13' to the curb, and can accommodate a 53' truck/trailer. It connects to Stage on the stage left side through 7'2"x9'6" freight doors. Overnight parking may be available by prior request. **The Dock is directly adjacent to our neighbors, the Fire Department: please do not block their driveway.**

Parking

42 metered spaces are available to reserve in the parking lot. **This does not include the three yellow loading spaces, and the two handicapped spaces, which must remain clear, and available for public use, or the additional nearby spaces that are clearly marked for Fire Department use.** Any spaces that are reserved will have parking meters covered with red "No-Parking Bags" to prevent the public from parking there. Additional metered spaces on the surrounding streets may be reserved upon request.

Shore Power

Shore Power is available for up to two buses.

Entrances

Typically Load-In occurs through the middle side entry way from the parking lot. This door will be unlocked before Load-In is scheduled to begin. There is also another entrance available closer to the Stage, adjacent to the Loading Dock. Portable ramps are available for items that need to be rolled up the steps that lead into the building. Alternatively, there is a cement ramp leading to the Lobby in the front of the building.

Lobby

The [Lobby](#) (18'x70') contains ample space for a Merchandise area with up to four tables. Any setup may not impede access to the Concessions Area, Main Hall entrance, restrooms (2 ladies', 1 men's), the drinking fountain, or exit ways.

Kitchen

This is an industrial [Kitchen](#) (17'x19') that contains a large double oven, fridge, ice machine, and three compartment sink.

Dressing Rooms

There are two: [Stage Left Dressing Room](#) and [Stage Right Dressing Room](#) (11'x13'), which each have two showers, restrooms, make-up mirrors, and lockers.

Other Side Rooms

Four other side rooms are available, including a large room connected to the Kitchen that is ideal for a catering or dining area ([Tony Hill Room](#)), a comfortable room with couches and two fridges that can be an alternate dressing room ([Lounge](#)), a smaller room that has been utilized as a production office ([Timberlake Room](#)), and a room which can be subdivided into two rooms, often used as additional dressing rooms ([Room GH](#)).

Storage

Various storage areas may be used on a case by case basis. Many are already filled with items and extra space is scarce. Any road cases that are stored in the backstage hallways must all be on one side, and may not impede the flow of traffic, or the exit ways.

Main Hall

In the [Main Hall](#) (63'x90') there is a hardwood floor with 8600 square feet of display space for trade shows. 2021 patrons can be comfortably seated (1105 fixed seats and 916 removable floor seats) for Reserved events, and 1957 patrons (per the Fire Marshall) are allowed for General Admission events. Hanging above the floor is a fully mobile motorized box truss system, which includes lights, speakers, and sound paneling. The Tech Booth is positioned in fixed seating, Section G, directly above the entrance from the Lobby. Floor Mix Position may be set up when necessary.

Stage

Dimensions for the [Stage](#) include 32'x42' floor space, with a slight 2' rake from the Stage lip, 52" from main hall floor to stage lip, Proscenium Arch that is 19' tall, with a 40' opening, 34' from Stage floor to grid, and the 19'x40' rear/front Projection Screen/Cyclorama. Monitor mix position is Stage Left. 21-line sets are on Stage Right. **Fire curtain smoke pocket - please keep all persons and equipment clear of the green line.**

Santa Cruz Civic Auditorium line set schedule:

Line set 1: Empty 2'5" to line set 2 (31'11" to upstage wall)

Line set 2: First Electric 1'2" to line set 3 (29'6" to upstage wall)

Line set 3: Border 1' to line set 4 (28'8" from upstage wall)

Line set 4: Downstairs Traveler 1'4" to line set 5 (27'8" to upstage wall)

Line set 5: Cyc/video Projection Screen 2'1" to line set 6 (26'4" to upstage wall)

Line set 6: Legs 2'5" to line set 7 (24'3" to upstage wall)

Line set 7: 2nd Electric 1'6" to line set 8 (22'8" to upstage wall)

Line set 8: Mid-stage Work Light 1' to line set 9 (21'2" to upstage wall)

Line set 9: Mid-stage Traveler 1' to line set 10 (20'2" to upstage wall)

Line set 10: Border 2'2" to line set 11 (19'2" to upstage wall)

Line set 11: Legs 3'8" to line set 12 (17" to upstage wall)
Line set 12: 3rd Electric 1'6" to line set 13 (14'8" to upstage wall)
Line set 13: Upstage Work Lights 1'1" to line set 14 (13'2" to upstage wall)
Line set 14: Border 2'7" to line set 15 (12'3" to upstage wall)
Line set 15: Legs 1'1" to line set 16 (10'9" to upstage wall)
Line set 16: 4th Electric 1'2" to line set 17 (9'8" to upstage wall)
Line set 17: Upstage Traveler 1'6" to line set 18 (8'6" to upstage wall)
Line set 18: Cyc Lights 2'7" to line set 19 (7' to upstage wall)
Line set 19: Empty 2'5" to line set 20 (5'7" to upstage wall)
Line set 20: Empty 1'6" to line set 21 (3'2" to upstage wall)
Line set 21: Blackout Curtain 2'8" to upstage wall.

Equipment

Please Note: Although every effort has been made to accurately reflect the equipment available, some equipment may not be available. Changes to lighting, audio, or rigging configuration and use of some equipment may result in additional costs.

Lighting

- ETC Ion 1000 Lighting Console with **(1024)** Outputs; connected to All-in-One Dell Inspiron Computer i3455-6041BLK: A6-7310 2.0 GHz APU, 4 GB DDR3, 500 GB HDD, 23.8" Touchscreen, Windows 10 Home 64-Bit (currently positioned in Tech Booth)
- ETC Ion 1 x 20 Universal Fader Wing
- Leprecon VX Series II 2.4k dimmer packs - **(8)** units with **(12)** dimmers per unit
- Altman AP150 **(15)**
- Itmans (various sizes) - **(12)**
- Chauvet Rogue R2 Moving LED - **(18)**
- ETC Parnels - **(6)**
- ETC Source Fours with: 36, 26, 19 degree barrels - **(15), (11), (15)**
- Ovation E-910FC Static LED lamps - **(11)**
- PAR 64 - **(82)**
- Medium lamps - **(17)** plus some truss instruments
- Narrow lamps - **(12)**
- Wide lamps - **(8)** plus most truss instruments
- Slim Half Clamp #8002 - **(36)**
- Trigger Clamp #8004 - **(11)**

- DMX and Power Cable Package
- SHoW DMX SHoW Baby with included power supply and hanging bracket - **(2)**
- Xenon Super Trouper spotlights - **(2)** - 1 each stored in adjacent storage rooms to House Left and House Right upper landings for deployment on risers with optimal view of Stage

Sound

- Allen & Heath SQ-7 **(main board in sound booth)**
- Allen & Heath GLD-80 **(retired)**
- Allen & Heath AR-84/BK Remote Audio Rack; includes: **(8)** mic inputs with Phantom Power, **(4)** XLR balanced line outputs, Cat 5 connection, expander link for connection to surface or AR-2412, 1RU (currently positioned in Tech Booth)
- Allen & Heath AR-2412/BK Remote Audio Rack; includes: **(24)** mic inputs with Phantom Power, **(12)** XLR balanced line outputs, D-Link for connection to surface, expander link for direct connection to AR-84 expander rack, monitor output connection for interface with Aviom A16D and ME-1 Personal Monitor Mixer (currently positioned at stage left monitor mix position)
- Main Speakers - KF650e - **(8)**
- Monitors - JF200e - **(4)**
- Subwoofers - SB528R - **(2)**
- Floor Monitors - LA212 EAW 12" 2-way 500-watt Passive Dual Purpose Main/Floor monitor - **(8)**
- Cat 5E Neutrik Etherflex with HD Cable and drum Ethercon locking connectors 240'
- Wireless System and Compatible Microphones:
 - Audio-Technica - ATM75 - **(1)**
 - Countryman - B6 - **(1)**, E6 Directional - **(1)**, E6i Omnidirectional - **(1)**
 - Shure - UR4D Dual Channel Receiver - **(4)**, UR2/SM58 W/L Handheld - **(4)**, UR1 Bodypack Transmitter - **(8)**, UA845 Antenna Distro Kit - **(1)**, Passive Wideband Antenna - **(2)**
- Wired Microphones:
 - Audio-Technica - ATM25 - **(1)**, ATM250 - **(2)**, AT853A - **(4)**
 - Shure - Beta 58 - **(5)**, Beta 91 - **(2)**, Beta 879 - **(1)**, SM56 - **(1)**, SM57 - **(5)**, SM58 - **(7)**, SM81 - **(2)**, 545 - **(2)**
- Microphone stands:
 - MS 12C - **(16)**, MS 20 - **(6)**, MS 12C (short) - **(7)**, "Banquet" - **(12)**, Boom Arms - **(16)**
- Cables:
 - ¼" - long - **(1)**, short - **(1)**
 - Speakon - 5' - **(2)**, 10' - **(1)**, 25' - **(8)**, 50' - **(4)**, Extensions - **(4)**
 - XLR - 20'/30' - **(22)**, 50' - **(2)**, 100' - **(2)**

- DI Box - Countryman Type 85 - **(6)**
- 32 channel multi to Male XLR
- 4 channel XLR snake
- 8 channel XLR box
- 1 channel split snake (1/4")
- Symetrix 533E Graphic EQ
- Ashly GQX 3102 Stereo 31-Band Graphic EQ
- Bose L1 Compact Portable PA System
- Lecternette Model L16B Portable Lectern

Visual

- EPSON Projector - ProG: 6500 Lumens
- EPSON short throw Lens
- Portable movie screen 4'x5'
- Cyclorama projection screen - 19'H x40'W - on Stage only
- Samsung Television - 74.5" rolling TV - **(1)**

Miscellaneous

- Genie GS-2362 Slab Scissor Lift: Max Working Height 32'1"/9.80 m Capacity 500/227 kg Machine Width 2'8"/0.81 m
Machine Length 8'/2.44 m Weight 4,413 lb./2,002 kg
- Genie AWP-36S Aerial Work Platform: Max Working Height 42'5"/13.1 m
Capacity 350 lb./159 kg Stowed Height 9'1.5"/2.78 m
Machine Width 2'5"/74 cm Weight 1,040 lb./472 kg
- A-Frames (Type 2) - (contact **Civic Production** for inventory)
- A- Frames (Type 3) - (contact **Civic Production** for inventory)
- Longitudinal Barricades - 4'Hx7'6"W, with 32"W bases - **(19)**
- Stage Barricades - (contact **Civic Production** for inventory)
- Clear Com Headsets - (contact **Civic Production** for inventory)
- Clip Lights - (contact **Civic Production** for inventory)
- Coat Racks - (contact **Civic Production** for inventory)
- Cones - (contact **Civic Production** for inventory)
- Easels - (contact **Civic Production** for inventory)
- Flags - **(1)** each United States & California
- Marley Flooring - (contact **Civic Production** for inventory)

- Portable Ramps- **(2)**
- Mirrors - (contact **Civic Production** for inventory)
- Parking Fence
- Pipe & Drape (blue) - (contact **Civic Production** for inventory)
- Rolling Z racks (wardrobe racks) 24"D x 63"W x 70"H **(6)**
- Podium - with microphone stand and power hook up - 4'2"Hx2'2"W
- Pop-Up Tent (10'x10') - (contact **Civic Production** for inventory)
- Risers (Sico 4'x8') - **(6)**
- Risers (Wenger 4'x4') - **(2)**
- Risers (Wenger 4'x8') - **(14)**
- Stage Steps - **(2)** sets
- Stanchions - (contact **Civic Production** for inventory)
- Tables (5', 6', & 8' rectangular) - (contact **Civic Production** for inventory)
- Tables (round cocktail) - **(4)**
- Tables (round large) - **(2)**
- Table Clothes - (contact **Civic Production** for inventory)
- Table Skirts - blue - **(30)**

Other Policies

Catering

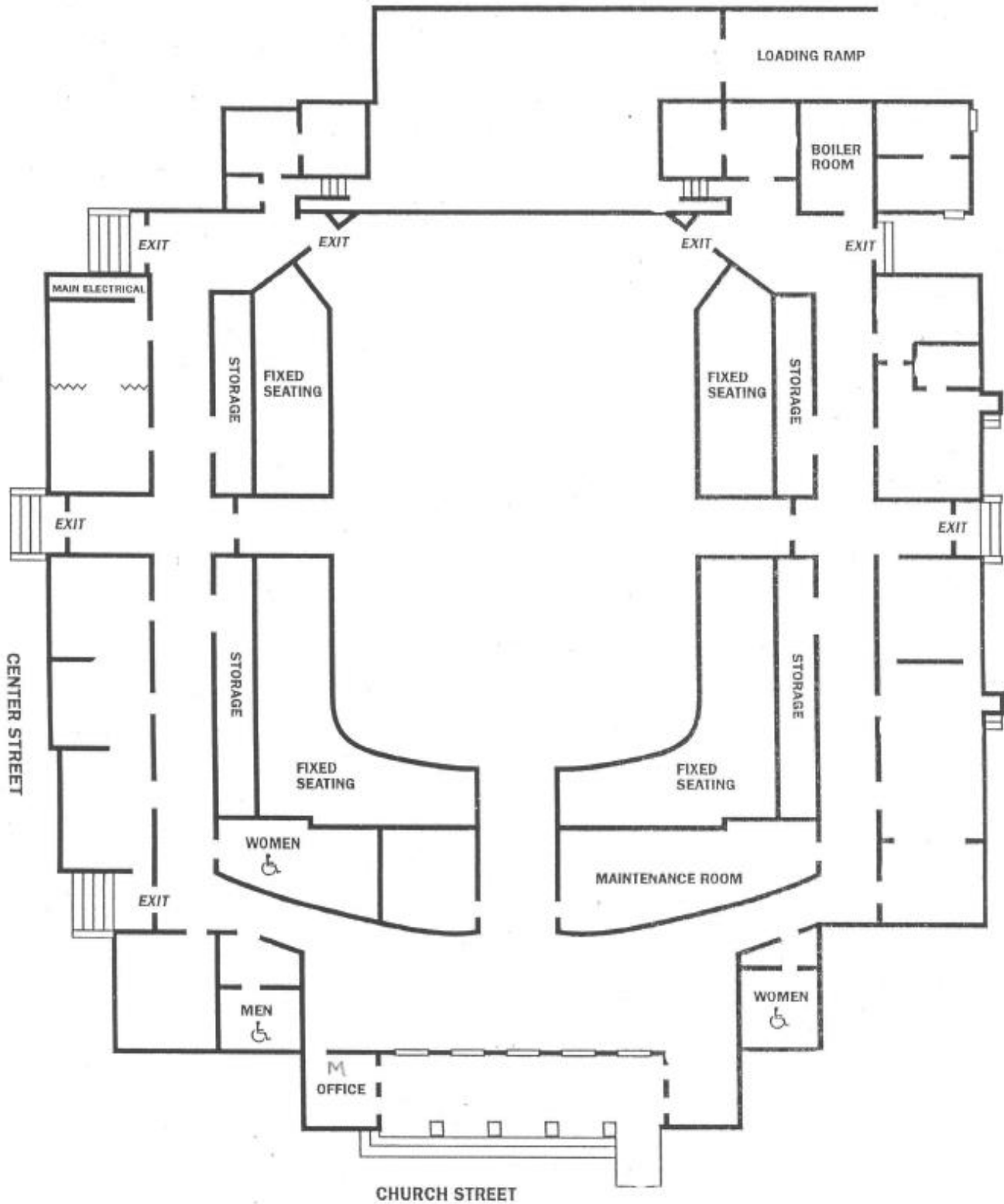
No in-house catering contract - recommendations available.

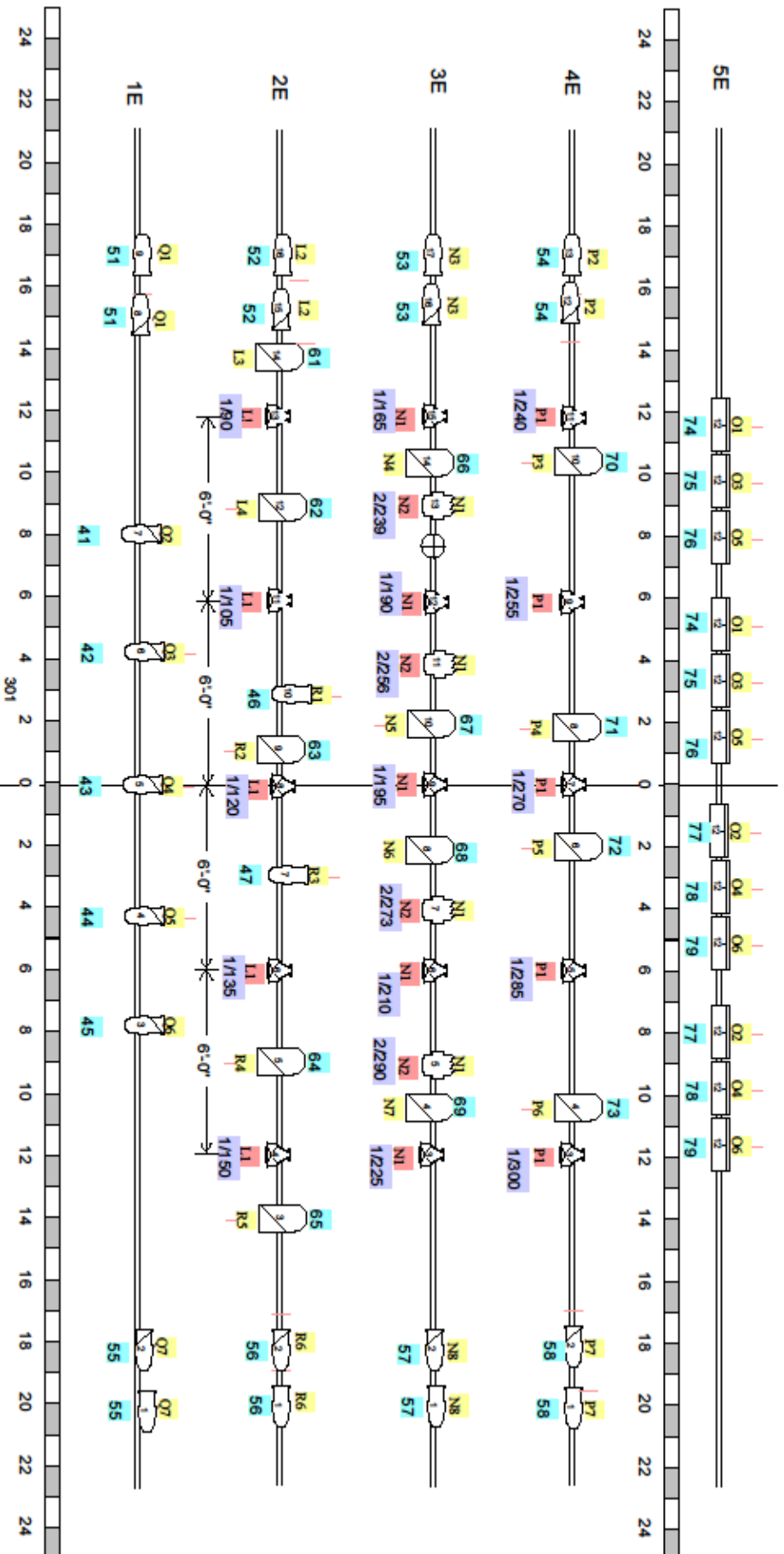
Licensed Security

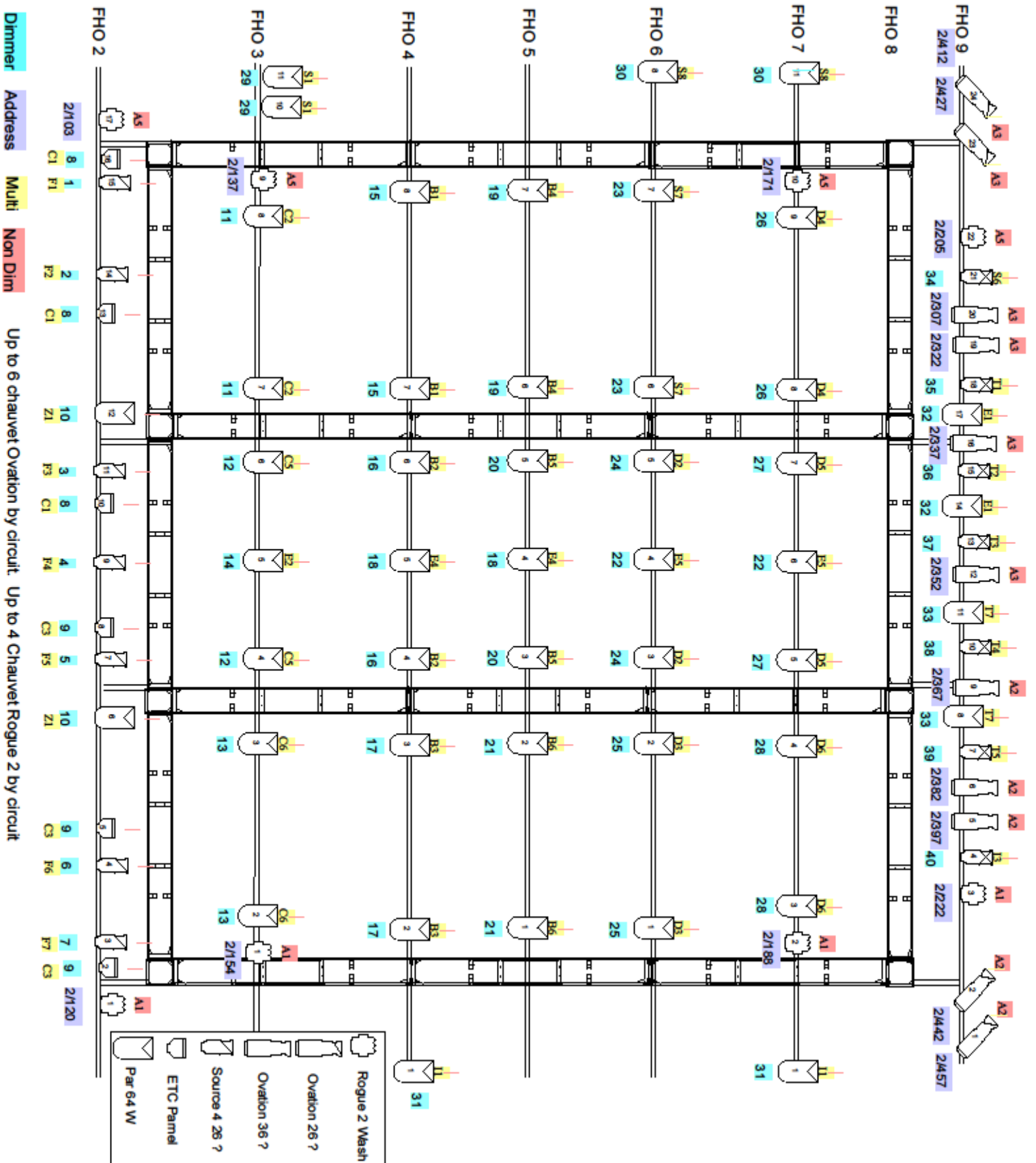
Intact Security, other companies as necessary - Production places order based upon agreement.

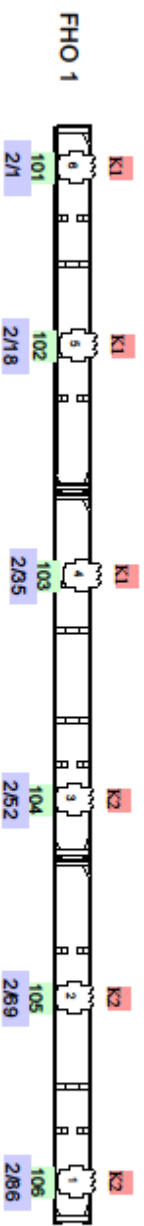
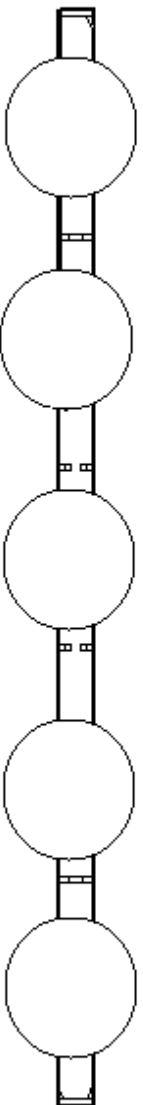
Diagrams

Civic Auditorium




















Channel Address Non Dim
Up to 4 Chauvet Rogue 2 by circuit
Up to 6 Chauvet Ovation by circuit

	Chauvet Rogue 2		Source 4 19 ?
	Ovation 36 ?		ETC Parnell
	Ovation 26 ?		Par 64 M
	Source 4 36 ?		Par 64 W
	Source 4 26 ?		Cyc Lights

Lighting Plot



Venue:

Santa Cruz Civic Auditorium

Designer:

John Bauer updated by Sylvie Vray

12/21/21